



**CURRENT STATUS OF CONFIRMED CASES**



**258**



**CURRENT CASES  
INTENSIVE CARE UNITS (ICU)**

ACT	NSW	NT	QLD	SA	TAS	VIC	WA
3	221	0	0	0	0	34	0

**1,338**



**CURRENT CASES  
ADMITTED TO HOSPITALS**

ACT	NSW	NT	QLD	SA	TAS	VIC	WA
16	1,164	1	13	1	0	143	0

**33,880,475**



**TOTAL TESTS  
CONDUCTED**

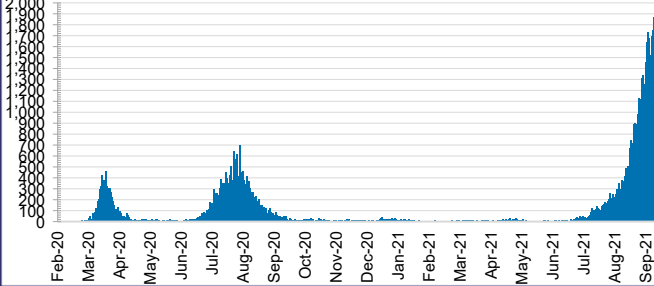
**0.2% POSITIVE**

ACT	NSW	NT	QLD
416,093	14,701,732	365,133	4,138,629
POSITIVE	POSITIVE	POSITIVE	POSITIVE
0.1%	0.3%	0.1%	0.0%

SA	TAS	VIC	WA
2,157,507	342,901	10,062,736	1,695,744
POSITIVE	POSITIVE	POSITIVE	POSITIVE
0.0%	0.1%	0.2%	0.1%

**DAILY NUMBER OF REPORTED CASES**

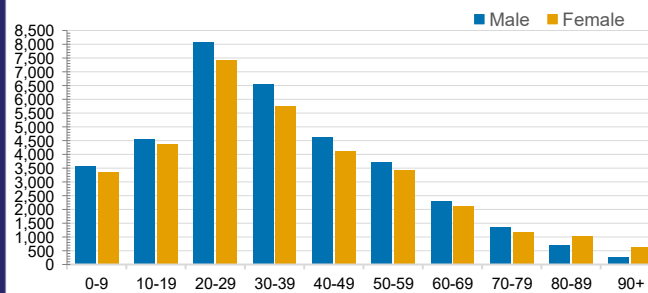


**CASES IN AGED CARE SERVICES**

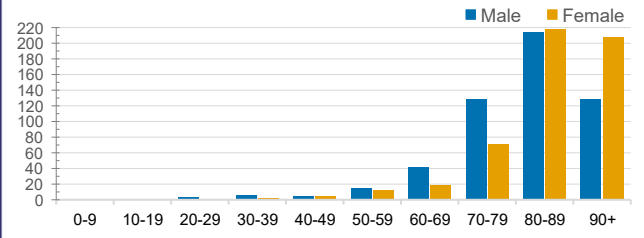
Confirmed Cases	Australia	ACT	NSW	NT	QLD	SA	TAS	VIC	WA
Residential Care Recipients	2282 [1385] (703)	0	289 [49] (46)	0	1 (1)	0	1 (1)	1991 [1336] (655)	0
In Home Care Recipients	90 [73] (9)	0	20 [13] (1)	0	8 [8]	1 [1]	5 [3] (2)	55 [48] (5)	1 (1)

Cases in care recipients [recovered] (deaths)

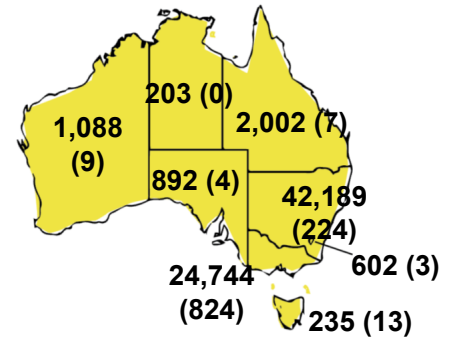
**CASES BY AGE GROUP AND SEX**



**DEATHS BY AGE GROUP AND SEX**

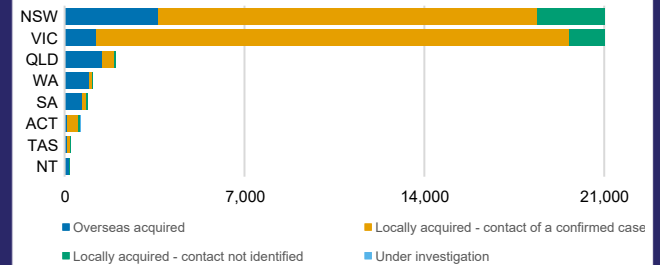


**CASES (DEATHS) BY STATE AND TERRITORIES**



**CASES BY SOURCE OF INFECTION**

Australia (% of all confirmed cases)



**PUBLIC HEALTH RESPONSE MEASURE**

Proportion of total cases under investigation

