



CURRENT STATUS OF CONFIRMED CASES



244

CURRENT CASES
INTENSIVE CARE UNITS (ICU)



ACT	NSW	NT	QLD	SA	TAS	VIC	WA
4	207	0	0	0	0	33	0

1,332

CURRENT CASES
ADMITTED TO HOSPITALS



ACT	NSW	NT	QLD	SA	TAS	VIC	WA
15	1,156	1	19	14	0	127	0

33,668,883

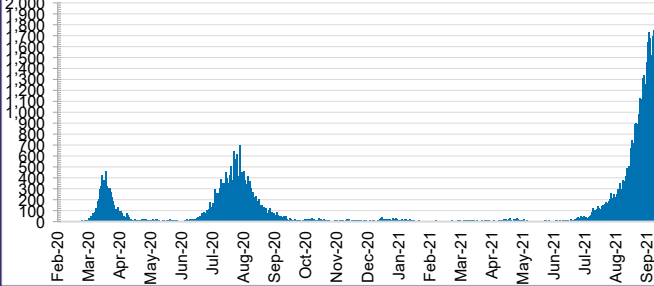
0.2% POSITIVE

TOTAL TESTS
CONDUCTED



ACT	NSW	NT	QLD
413,942	14,553,757	363,557	4,126,741
POSITIVE	POSITIVE	POSITIVE	POSITIVE
0.1%	0.3%	0.1%	0.0%
SA	TAS	VIC	WA
2,152,397	342,774	10,019,971	1,695,744
POSITIVE	POSITIVE	POSITIVE	POSITIVE
0.0%	0.1%	0.2%	0.1%

DAILY NUMBER OF REPORTED CASES

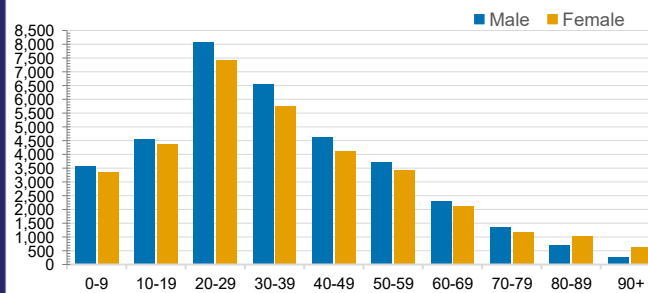


CASES IN AGED CARE SERVICES

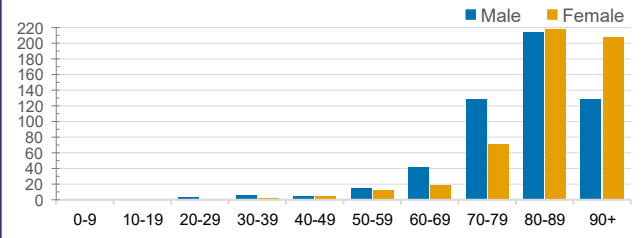
Confirmed Cases	Australia	ACT	NSW	NT	QLD	SA	TAS	VIC	WA
Residential Care Recipients	2282 [1385]	0	289 [49]	0	1 (1)	0	1 (1)	1991 [1336]	0
In Home Care Recipients	90 [73]	0	20 [13]	0	8 [8]	1 [1]	5 [3]	55 [48]	1 (1)

Cases in care recipients [recovered] (deaths)

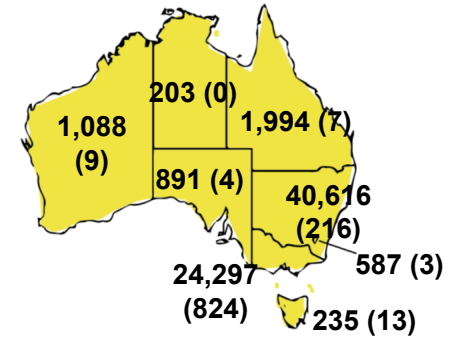
CASES BY AGE GROUP AND SEX



DEATHS BY AGE GROUP AND SEX

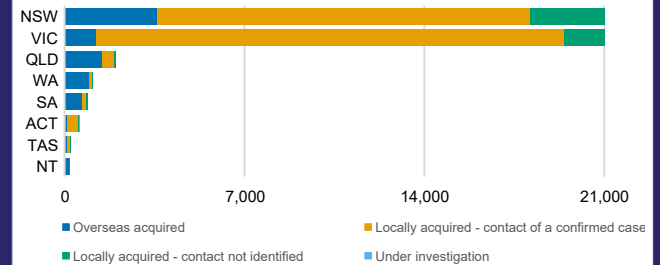


CASES (DEATHS) BY STATE AND TERRITORIES



CASES BY SOURCE OF INFECTION

Australia (% of all confirmed cases)



PUBLIC HEALTH RESPONSE MEASURE

Proportion of total cases under investigation

