



**CURRENT STATUS OF CONFIRMED CASES**



**175**



ACT	NSW	NT	QLD	SA	TAS	VIC	WA
4	150	0	0	0	0	21	0

**999**



ACT	NSW	NT	QLD	SA	TAS	VIC	WA
13	908	2	17	1	0	58	0

**31,821,007**

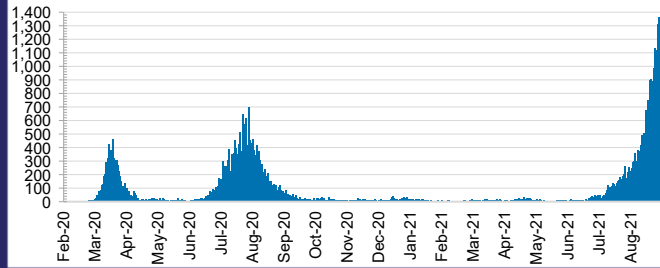


**0.2% POSITIVE**

**TOTAL TESTS  
CONDUCTED**

ACT	NSW	NT	QLD
388,039	13,367,758	350,231	4,020,527
POSITIVE	POSITIVE	POSITIVE	POSITIVE
0.1%	0.2%	0.1%	0.0%
SA	TAS	VIC	WA
2,101,349	333,649	9,599,207	1,660,247
POSITIVE	POSITIVE	POSITIVE	POSITIVE
0.0%	0.1%	0.2%	0.1%

**DAILY NUMBER OF REPORTED CASES**

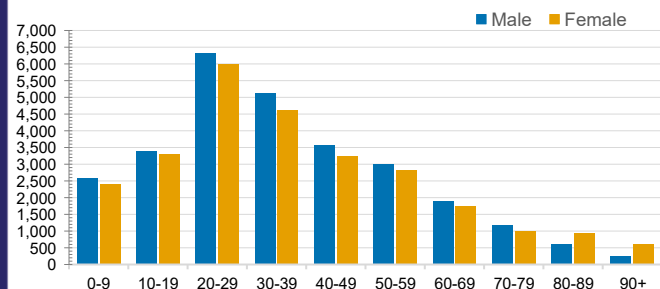


**CASES IN AGED CARE SERVICES**

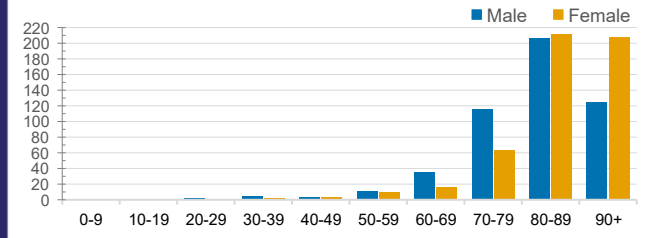
Confirmed Cases	Australia	ACT	NSW	NT	QLD	SA	TAS	VIC	WA
Residential Care Recipients	2173 [1375] (695)	0	180 [39] (38)	0	1 (1)	0	1 (1)	1991 [1336] (655)	0
In Home Care Recipients	86 [73] (9)	1	18 [13] (1)	0	8 [8]	1 [1]	5 [3] (2)	53 [48] (5)	1 (1)

Cases in care recipients [recovered] (deaths)

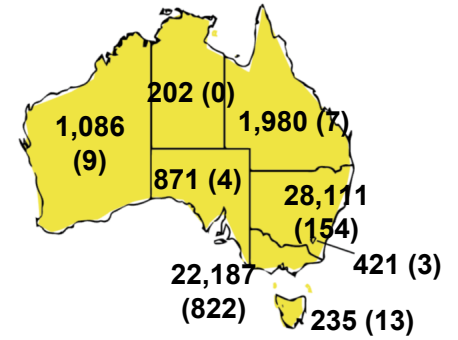
**CASES BY AGE GROUP AND SEX**



**DEATHS BY AGE GROUP AND SEX**

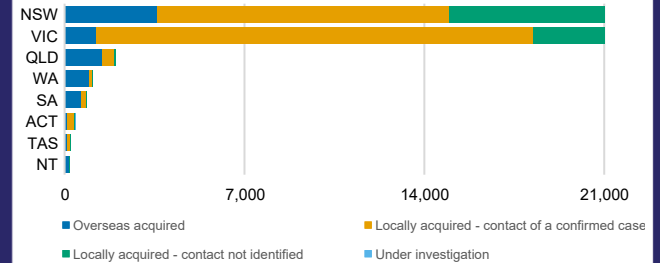


**CASES (DEATHS) BY STATE AND TERRITORIES**



**CASES BY SOURCE OF INFECTION**

Australia (% of all confirmed cases)



**PUBLIC HEALTH RESPONSE MEASURE**

Proportion of total cases under investigation

