



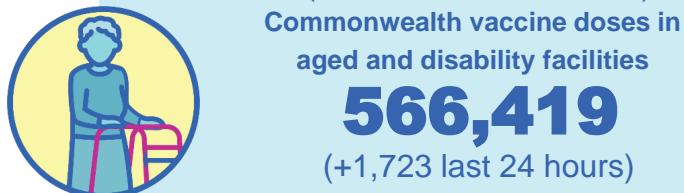
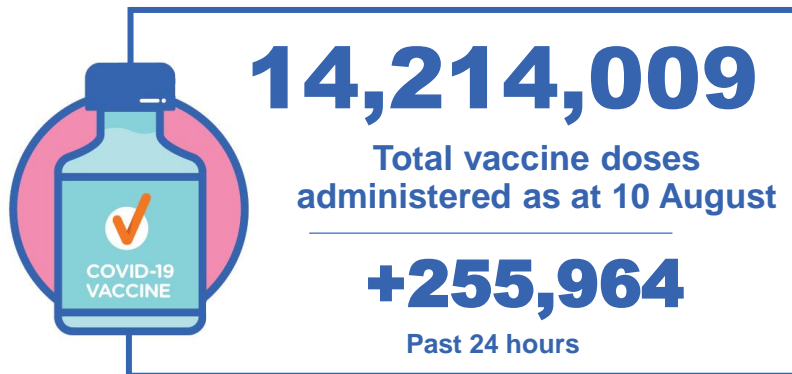
**Australian Government**  
**Operation COVID Shield**

# COVID-19 Vaccine Roll-out

11 August 2021

Data as at:  
10 Aug 2021

# Total vaccine doses



**6,081,301** (+90,651 past 24 hours)

Total vaccine doses administered in State and Territory clinics as at 10 August



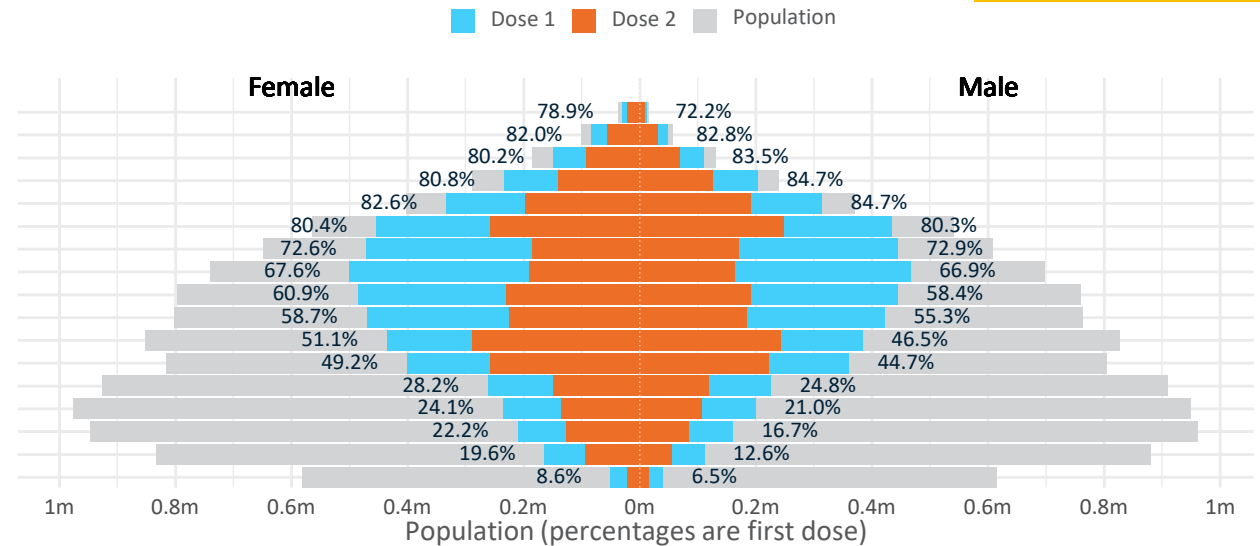
Data as at: 10 Aug 2021

# Doses by age and sex

First and second doses by age and sex, using ABS age brackets

	AUS	16+	50+	70+
Dose 1	45.36% (9,352,280 doses / 20,619,959 people)	69.80% (6,107,559 doses / 8,749,703 people)	81.85% (2,401,962 doses / 2,934,706 people)	
Dose 2	23.73% (4,892,237 doses / 20,619,959 people)	33.98% (2,973,381 doses / 8,749,703 people)	48.97% (1,437,151 doses / 2,934,706 people)	

Age	Dose 1	Dose 2
95+	40,785 (77.1%)	29,463 (55.7%)
90-94	130,467 (82.4%)	86,877 (54.8%)
85-89	258,145 (81.6%)	160,127 (50.6%)
80-84	436,819 (82.7%)	267,401 (50.6%)
75-79	647,346 (83.7%)	388,833 (50.3%)
70-74	888,400 (80.4%)	504,450 (45.7%)
65-69	916,713 (72.9%)	354,673 (28.2%)
60-64	966,670 (67.3%)	353,340 (24.6%)
55-59	929,380 (59.7%)	420,429 (27.0%)
50-54	892,834 (57.1%)	407,788 (26.1%)
45-49	818,991 (48.8%)	531,656 (31.7%)
40-44	761,762 (47.0%)	479,182 (29.6%)
35-39	487,958 (26.6%)	267,952 (14.6%)
30-34	436,867 (22.7%)	242,625 (12.6%)
25-29	372,996 (19.6%)	212,593 (11.2%)
20-24	276,161 (16.1%)	147,491 (8.6%)
16-19	89,986 (7.5%)	37,357 (3.1%)



DOH (Australian Immunisation Register), ABS (Population)

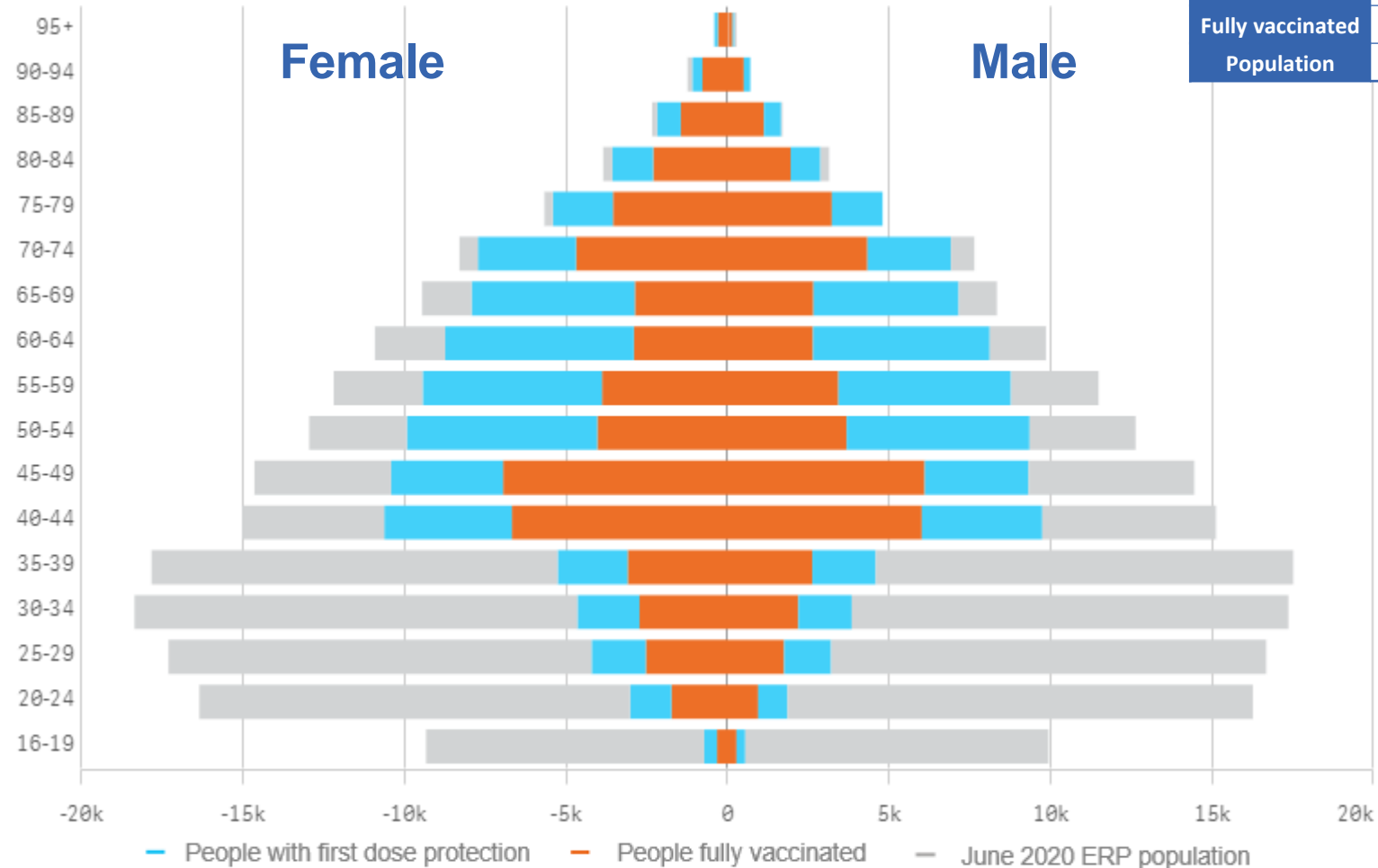
	AUS	ACT	NSW	NT	QLD	SA	TAS	VIC	WA
16 and over - dose 1	9,352,280	179,252	3,155,892	86,838	1,675,486	643,415	227,765	2,452,203	853,792
16 and over - dose 2	4,892,237	94,513	1,599,438	53,767	925,847	336,885	129,269	1,275,621	437,632
16 and over - population	20,619,959*	344,037	6,565,651	190,571	4,112,707	1,440,400	440,172	5,407,574	2,114,978
16 and over % with dose 1	45.36%	52.10%	48.07%	45.57%	40.74%	44.67%	51.74%	45.35%	40.37%
16 and over % with dose 2	23.73%	27.47%	24.36%	28.21%	22.51%	23.39%	29.37%	23.59%	20.69%
50 and over - dose 1	6,107,559	107,101	1,989,747	38,601	1,153,465	450,741	160,620	1,590,061	579,446
50 and over - dose 2	2,973,381	50,507	1,005,278	21,575	594,514	207,227	85,191	707,781	282,827
50 and over - population	8,749,703	127,802	2,807,793	62,280	1,758,855	674,384	220,036	2,211,211	885,370
50 and over % with dose 1	69.80%	83.80%	70.87%	61.98%	65.58%	66.84%	73.00%	71.91%	65.45%
50 and over % with dose 2	33.98%	39.52%	35.80%	34.64%	33.80%	30.73%	38.72%	32.01%	31.94%
70 and over - dose 1	2,401,962	37,591	795,021	8,991	466,313	191,358	65,208	599,712	220,085
70 and over - dose 2	1,437,151	24,368	478,582	5,961	288,225	106,753	42,371	347,554	132,036
70 and over - population	2,934,706	39,946	962,606	12,343	577,767	240,514	77,155	743,519	280,281
70 and over % with dose 1	81.85%	94.10%	82.59%	72.84%	80.71%	79.56%	84.52%	80.66%	78.52%
70 and over % with dose 2	48.97%	61.00%	49.72%	48.29%	49.89%	44.39%	54.92%	46.74%	47.11%

\*National population will not equal sum of listed jurisdictions due to a small number of people counted in national population residing in some 'other' territories

Data as at:  
10 Aug 2021

## Vaccinations by State or Territory of residence

### Australian Capital Territory



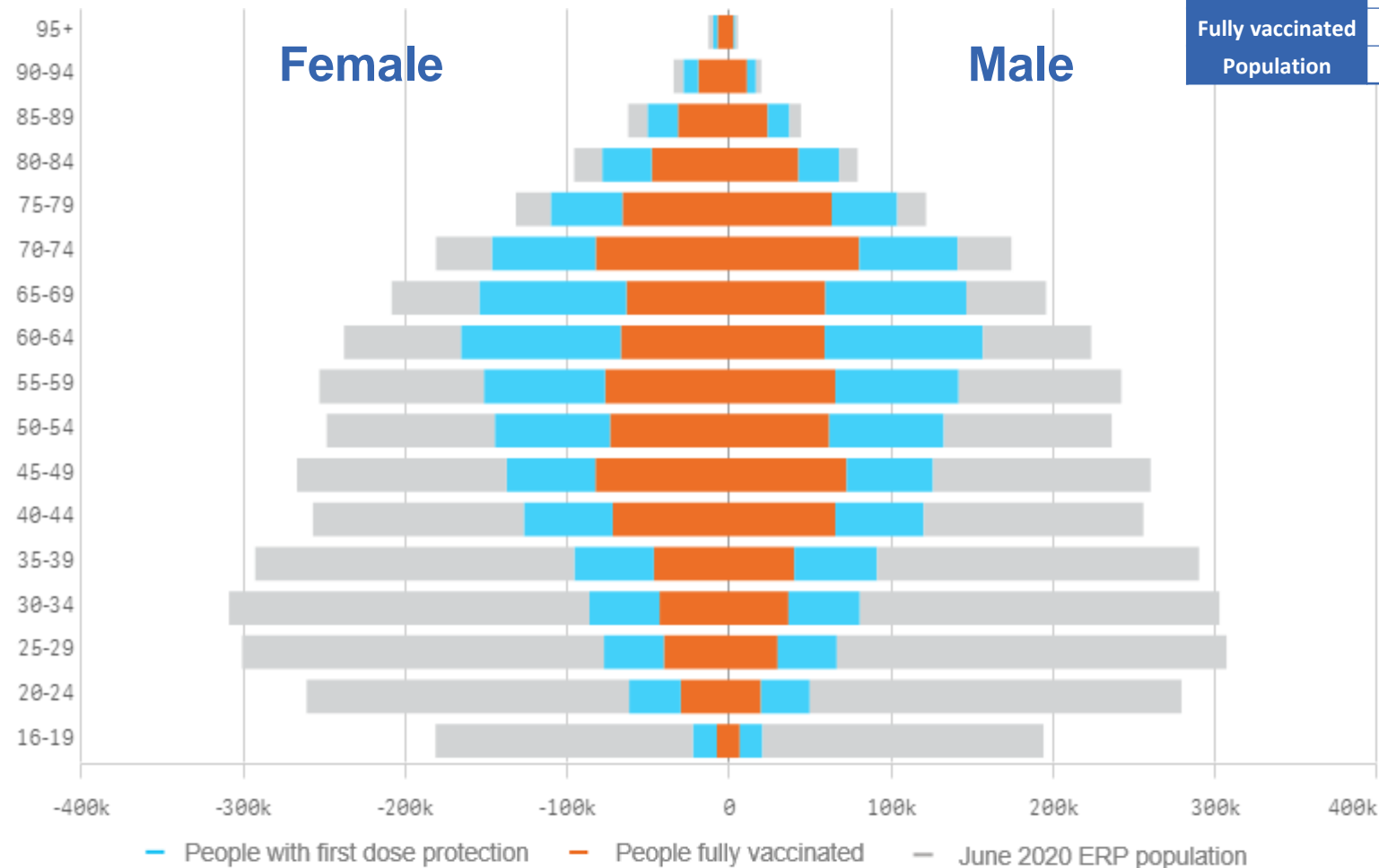
	Total	50+	70+
At least one dose	<b>52.10%</b> 179,252	<b>83.80%</b> 107,101	<b>94.10%</b> 37,591
Fully vaccinated	<b>27.47%</b> 94,513	<b>39.52%</b> 50,507	<b>61.00%</b> 24,368
Population	344,037	127,802	39,946

Age	At least one dose	First dose protected	Fully vaccinated
95+	93.88%	25.75%	68.13%
90-94	94.56%	27.35%	67.21%
85-89	95.51%	31.52%	64.00%
80-84	92.28%	31.40%	60.88%
75-79	98.02%	32.98%	65.04%
70-74	91.94%	35.31%	56.63%
65-69	84.85%	53.73%	31.11%
60-64	81.26%	54.54%	26.72%
55-59	76.96%	46.04%	30.92%
50-54	75.39%	45.21%	30.19%
45-49	67.85%	22.97%	44.88%
40-44	67.60%	25.49%	42.10%
35-39	27.89%	11.70%	16.20%
30-34	23.85%	10.05%	13.81%
25-29	21.93%	9.30%	12.63%
20-24	15.00%	6.75%	8.25%
16-19	6.63%	3.50%	3.13%

Data as at:  
10 Aug 2021

# Vaccinations by State or Territory of residence

## New South Wales



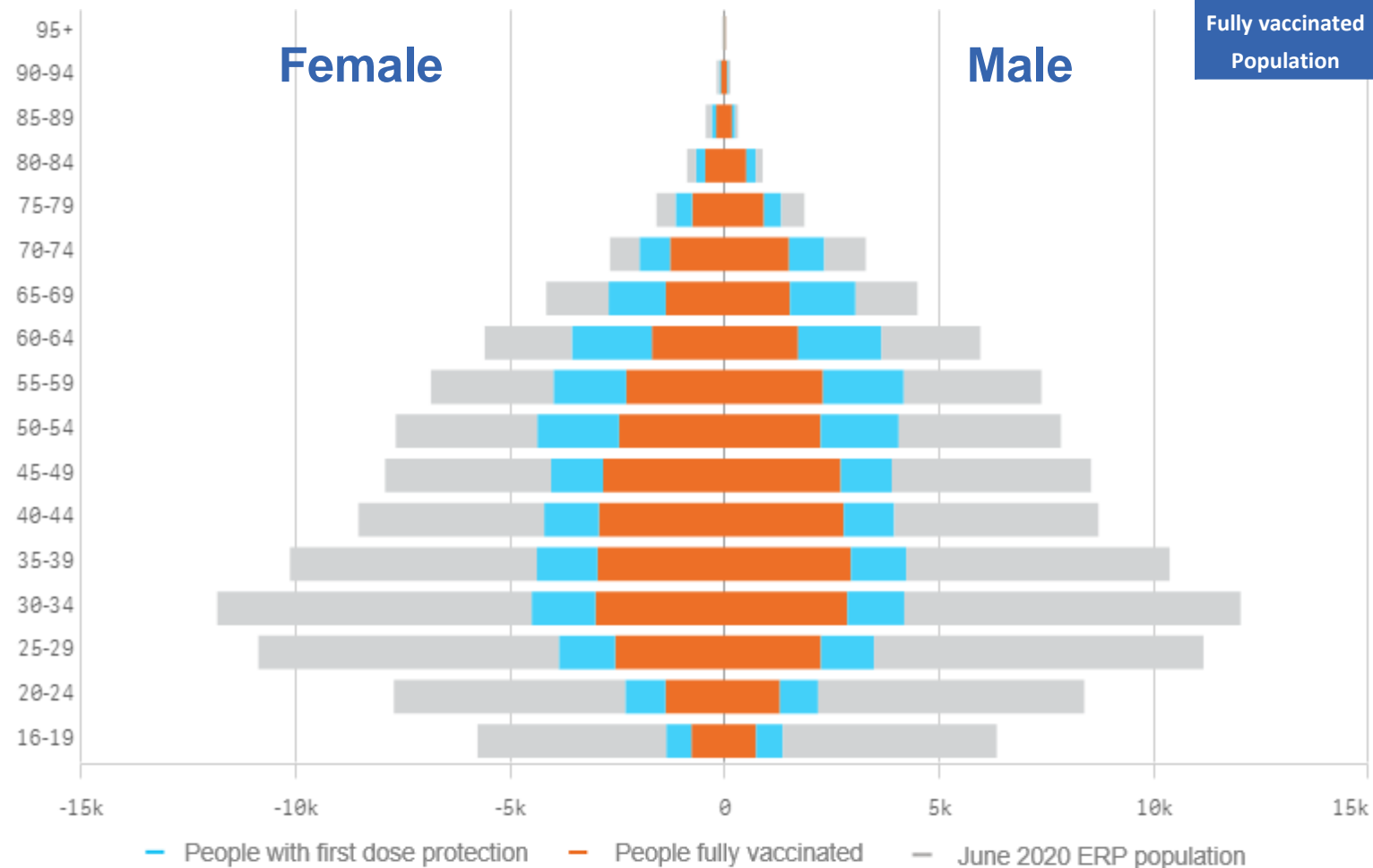
	Total	50+	70+
At least one dose	<b>48.06%</b> 3,155,892	<b>70.87%</b> 1,989,747	<b>82.59%</b> 795,021
Fully vaccinated	<b>24.36%</b> 1,599,438	<b>35.80%</b> 1,005,278	<b>49.72%</b> 478,582
Population	6,565,651	2,807,793	962,606

Age	At least one dose	First dose protected	Fully vaccinated
95+	76.10%	21.25%	54.85%
90-94	82.88%	27.24%	55.64%
85-89	82.22%	30.21%	52.01%
80-84	83.62%	31.77%	51.85%
75-79	84.58%	33.52%	51.06%
70-74	81.06%	35.21%	45.85%
65-69	74.55%	44.10%	30.45%
60-64	69.95%	42.65%	27.30%
55-59	59.26%	30.52%	28.74%
50-54	57.24%	29.30%	27.95%
45-49	49.97%	20.52%	29.45%
40-44	48.20%	21.36%	26.83%
35-39	32.15%	17.24%	14.90%
30-34	27.44%	14.39%	13.06%
25-29	23.83%	12.20%	11.62%
20-24	20.78%	11.57%	9.21%
16-19	11.47%	7.70%	3.77%

Data as at:  
10 Aug 2021

## Vaccinations by State or Territory of residence

### Northern Territory



	Total	50+	70+
At least one dose	45.56% 86,838	61.98% 38,601	72.84% 8,991
Fully vaccinated	28.21% 53,767	34.64% 21,575	48.29% 5,961
Population	190,571	62,280	12,343

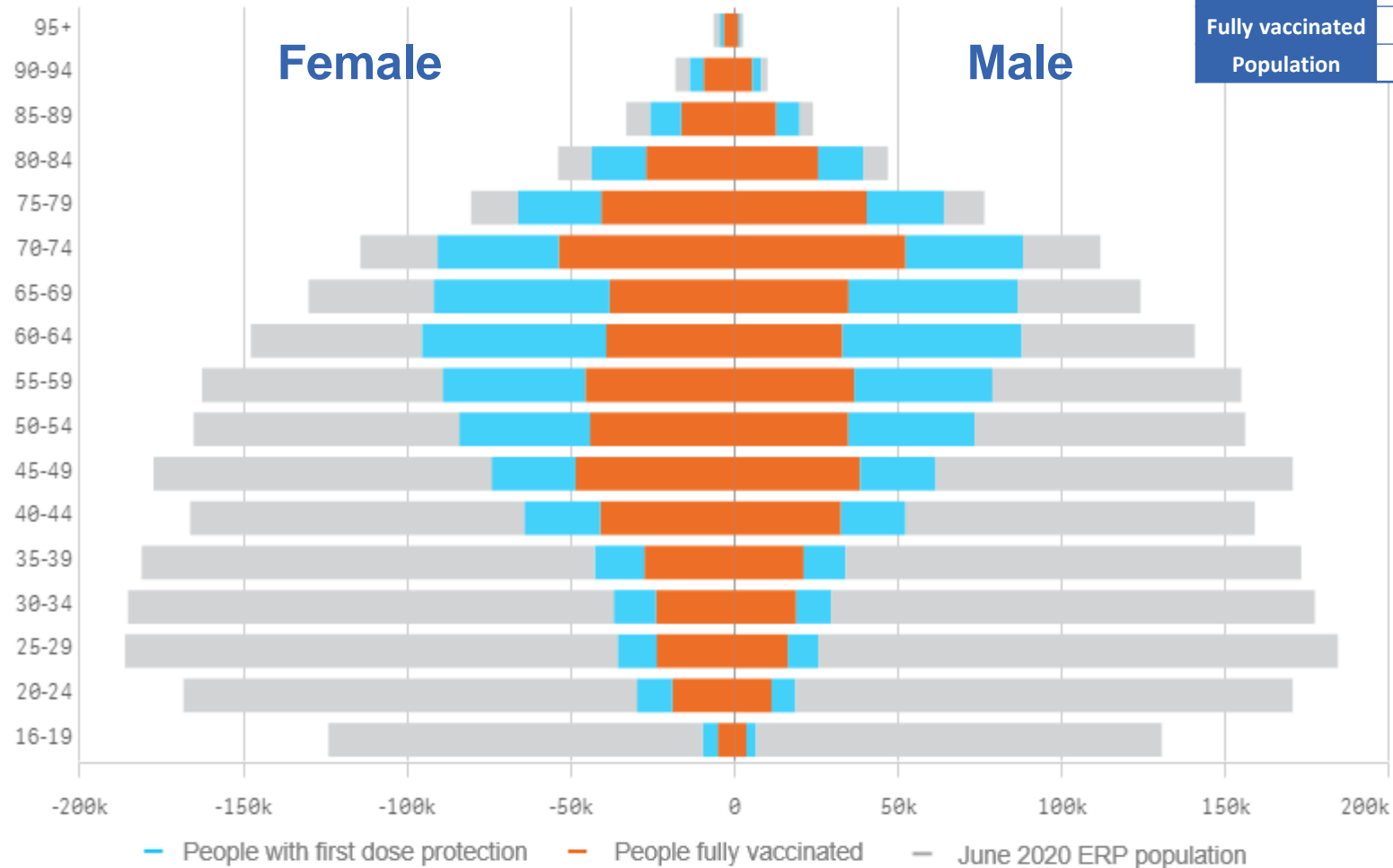
Age	At least one dose	First dose protected	Fully vaccinated
95+	49.48%	14.43%	35.05%
90-94	67.49%	20.43%	47.06%
85-89	73.17%	24.04%	49.14%
80-84	79.22%	24.87%	54.34%
75-79	71.51%	23.01%	48.51%
70-74	72.36%	25.80%	46.56%
65-69	66.63%	33.12%	33.51%
60-64	62.58%	33.03%	29.55%
55-59	57.46%	25.19%	32.27%
50-54	54.43%	24.06%	30.37%
45-49	48.34%	14.65%	33.69%
40-44	47.41%	14.25%	33.16%
35-39	42.14%	13.22%	28.92%
30-34	36.77%	11.92%	24.85%
25-29	33.81%	11.69%	22.12%
20-24	28.08%	11.38%	16.70%
16-19	22.48%	10.00%	12.48%

# Vaccinations by State or Territory of residence

Data as at:  
10 Aug 2021

Australia's COVID-19  
Vaccine Roadmap

## Queensland



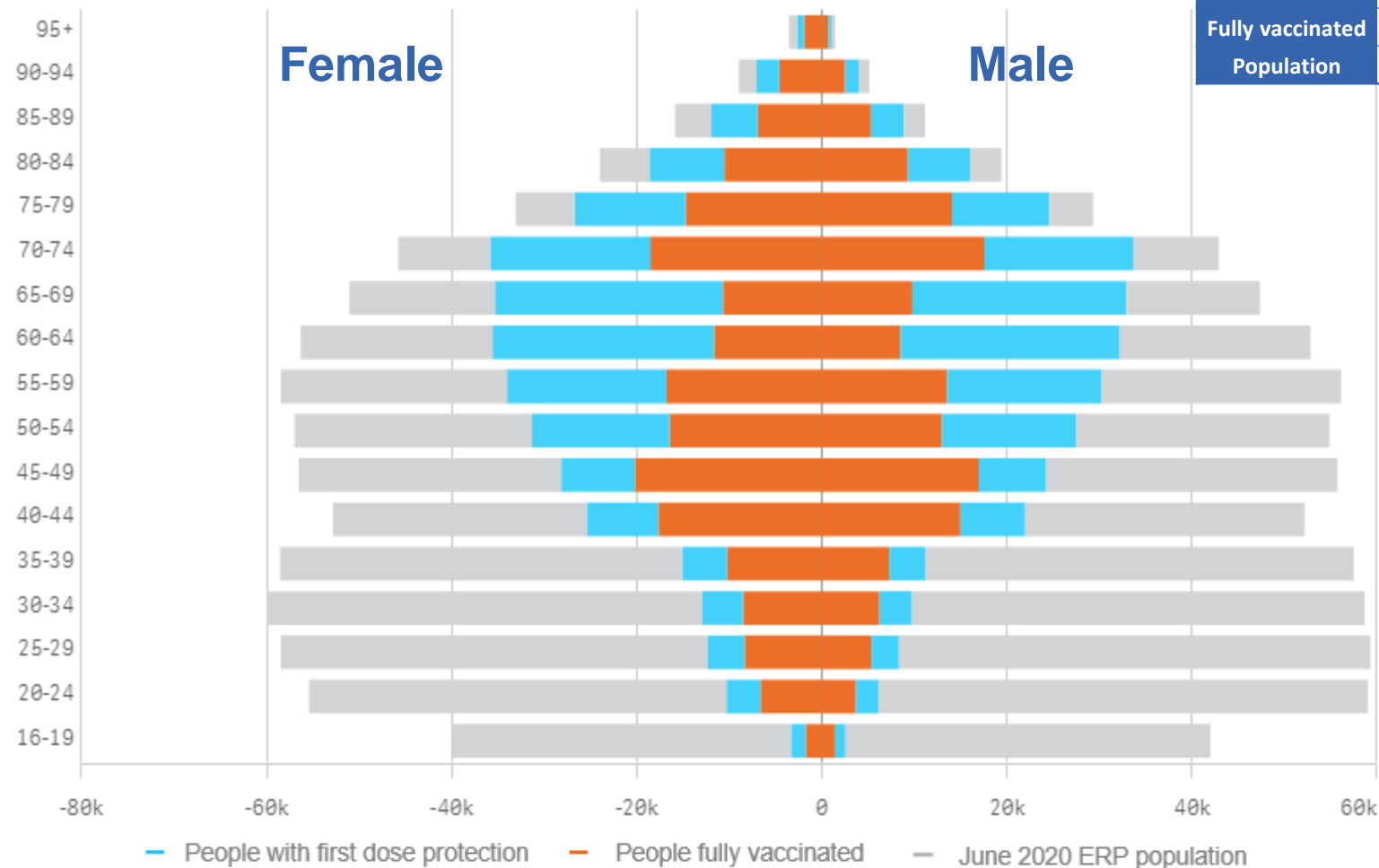
	Total	50+	70+
At least one dose	<b>40.74%</b> 1,675,486	<b>65.58%</b> 1,153,465	<b>80.71%</b> 466,313
Fully vaccinated	<b>22.51%</b> 925,847	<b>33.80%</b> 594,514	<b>49.89%</b> 288,225
Population	4,112,707	1,758,855	577,767

Age	At least one dose	First dose protected	Fully vaccinated
95+	70.02%	19.05%	50.97%
90-94	77.85%	24.98%	52.87%
85-89	80.11%	29.17%	50.94%
80-84	82.53%	30.35%	52.19%
75-79	83.09%	31.35%	51.74%
70-74	79.18%	32.29%	46.90%
65-69	70.22%	41.48%	28.74%
60-64	63.58%	38.55%	25.03%
55-59	52.88%	26.98%	25.90%
50-54	49.04%	24.48%	24.56%
45-49	39.00%	14.03%	24.97%
40-44	35.84%	13.22%	22.62%
35-39	21.65%	7.89%	13.75%
30-34	18.38%	6.53%	11.84%
25-29	16.62%	5.78%	10.84%
20-24	14.31%	5.36%	8.95%
16-19	6.38%	2.96%	3.42%

Data as at:  
10 Aug 2021

# Vaccinations by State or Territory of residence

## South Australia



	Total	50+	70+
At least one dose	<b>44.67%</b> 643,415	<b>66.84%</b> 450,741	<b>79.56%</b> 191,358
Fully vaccinated	<b>23.39%</b> 336,885	<b>30.73%</b> 207,227	<b>44.39%</b> 106,753
Population	1,440,400	674,384	240,514

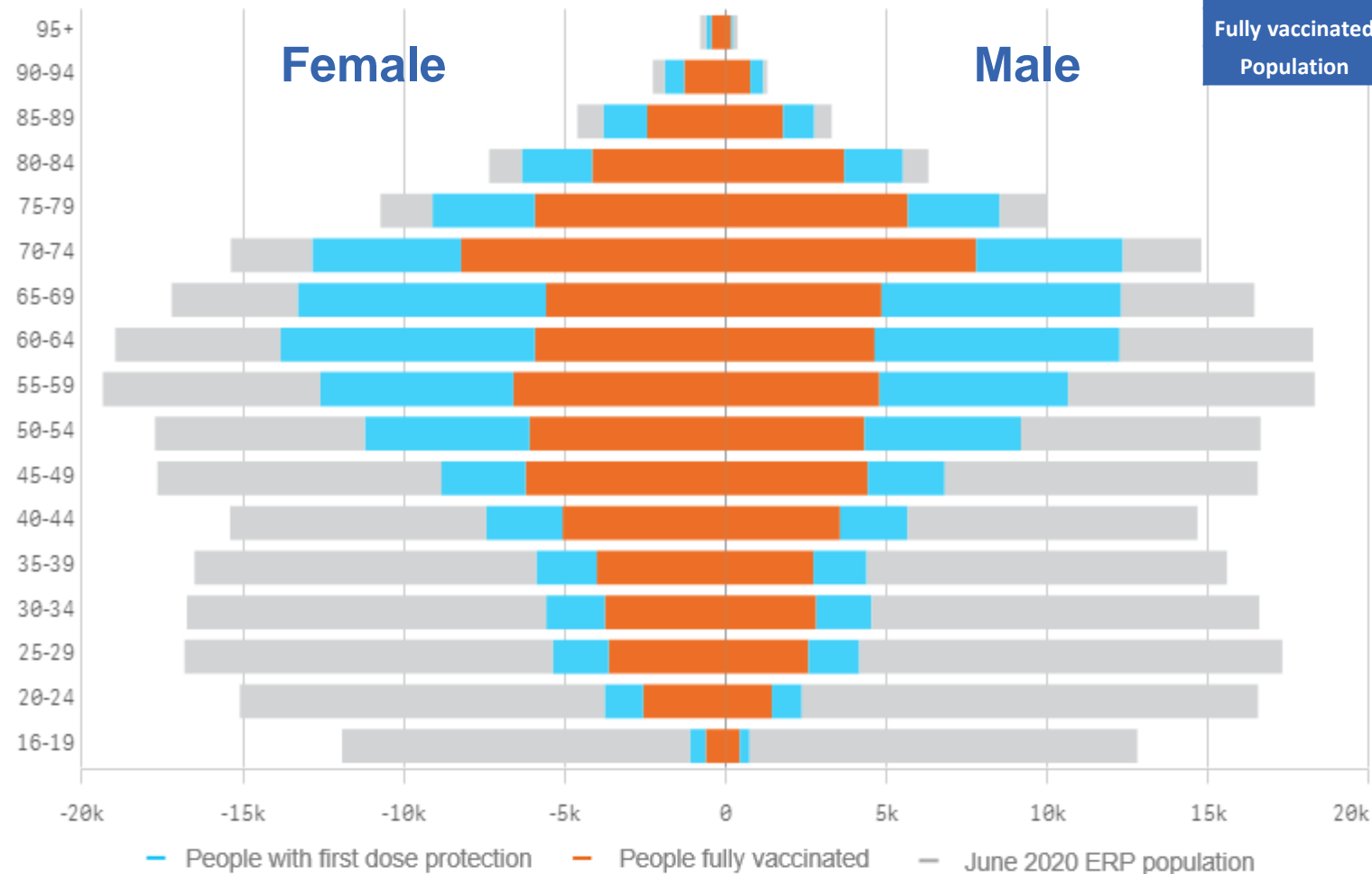
Age	At least one dose	First dose protected	Fully vaccinated
95+	74.80%	21.26%	53.54%
90-94	79.01%	28.37%	50.64%
85-89	77.16%	31.82%	45.34%
80-84	80.00%	34.19%	45.81%
75-79	82.25%	36.13%	46.12%
70-74	78.54%	37.87%	40.67%
65-69	69.46%	48.62%	20.84%
60-64	62.19%	43.71%	18.48%
55-59	56.15%	29.64%	26.51%
50-54	52.65%	26.32%	26.33%
45-49	46.77%	13.63%	33.14%
40-44	45.21%	14.06%	31.15%
35-39	22.76%	7.61%	15.15%
30-34	19.20%	6.72%	12.49%
25-29	17.83%	6.10%	11.73%
20-24	14.53%	5.46%	9.07%
16-19	7.20%	3.32%	3.88%



Data as at:  
10 Aug 2021

# Vaccinations by State or Territory of residence

## Tasmania



	Total	50+	70+
At least one dose	51.74% 227,765	73.00% 160,620	84.52% 65,208
Fully vaccinated	29.37% 129,269	38.72% 85,191	54.92% 42,371
Population	440,172	220,036	77,155

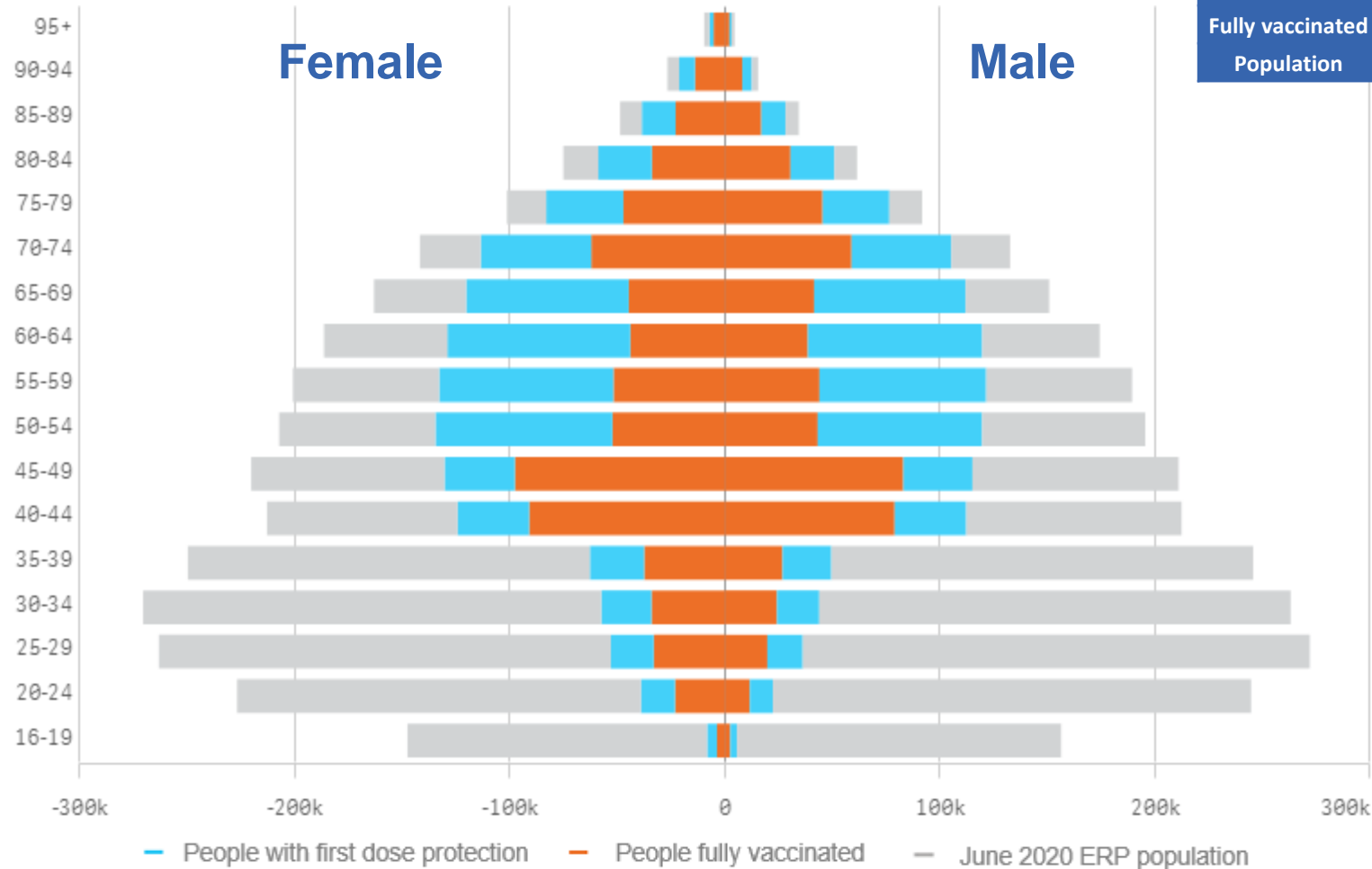
Age	At least one dose	First dose protected	Fully vaccinated
95+	72.35%	19.04%	53.32%
90-94	86.52%	28.60%	57.92%
85-89	82.98%	29.43%	53.55%
80-84	86.96%	29.48%	57.49%
75-79	85.11%	29.17%	55.93%
70-74	83.64%	30.51%	53.12%
65-69	76.12%	45.10%	31.02%
60-64	70.13%	41.73%	28.40%
55-59	61.82%	31.57%	30.25%
50-54	59.43%	29.09%	30.34%
45-49	45.84%	14.68%	31.16%
40-44	43.70%	14.94%	28.76%
35-39	32.19%	11.11%	21.08%
30-34	30.74%	10.84%	19.90%
25-29	28.41%	9.98%	18.44%
20-24	19.59%	6.86%	12.74%
16-19	7.54%	3.25%	4.30%

# Vaccinations by State or Territory of residence

Data as at:  
10 Aug 2021

Australia's COVID-19  
Vaccine Roadmap

## Victoria



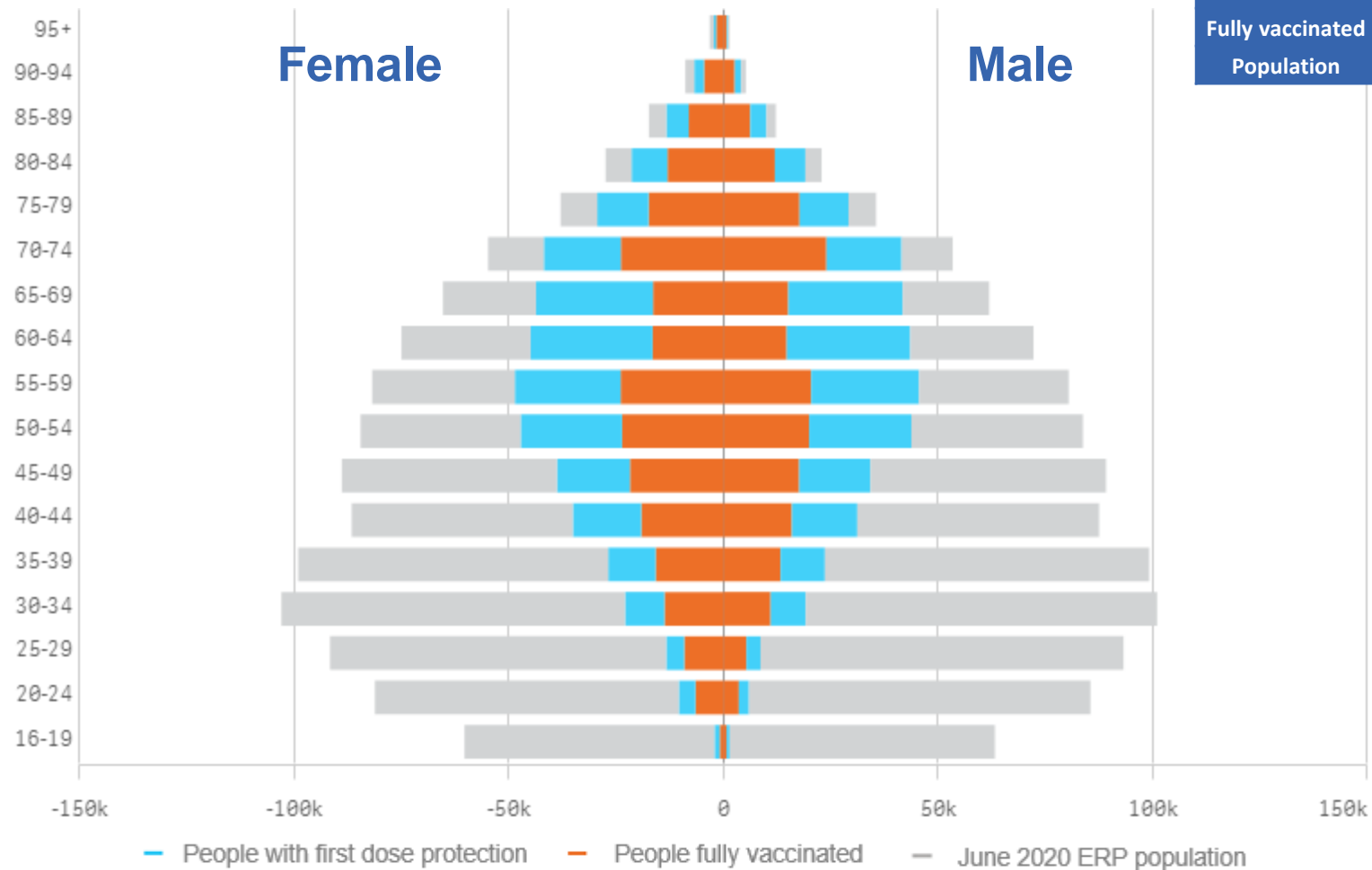
	Total	50+	70+
At least one dose	<b>45.35%</b> 2,452,203	<b>71.91%</b> 1,590,061	<b>80.66%</b> 599,712
Fully vaccinated	<b>23.59%</b> 1,275,621	<b>32.01%</b> 707,781	<b>46.74%</b> 347,554
Population	5,407,574	2,211,211	743,519

Age	At least one dose	First dose protected	Fully vaccinated
95+	72.75%	20.79%	51.96%
90-94	80.31%	28.05%	52.26%
85-89	80.53%	32.53%	48.01%
80-84	80.47%	33.24%	47.24%
75-79	82.72%	34.72%	48.01%
70-74	79.80%	35.68%	44.11%
65-69	74.05%	46.58%	27.47%
60-64	69.00%	46.09%	22.91%
55-59	65.23%	40.68%	24.56%
50-54	63.16%	39.46%	23.71%
45-49	56.95%	15.04%	41.91%
40-44	55.66%	15.67%	39.98%
35-39	22.72%	9.71%	13.00%
30-34	19.07%	8.11%	10.97%
25-29	16.78%	6.87%	9.90%
20-24	13.08%	5.68%	7.40%
16-19	4.58%	2.55%	2.03%

Data as at: 10 Aug 2021

# Vaccinations by State or Territory of residence

## Western Australia



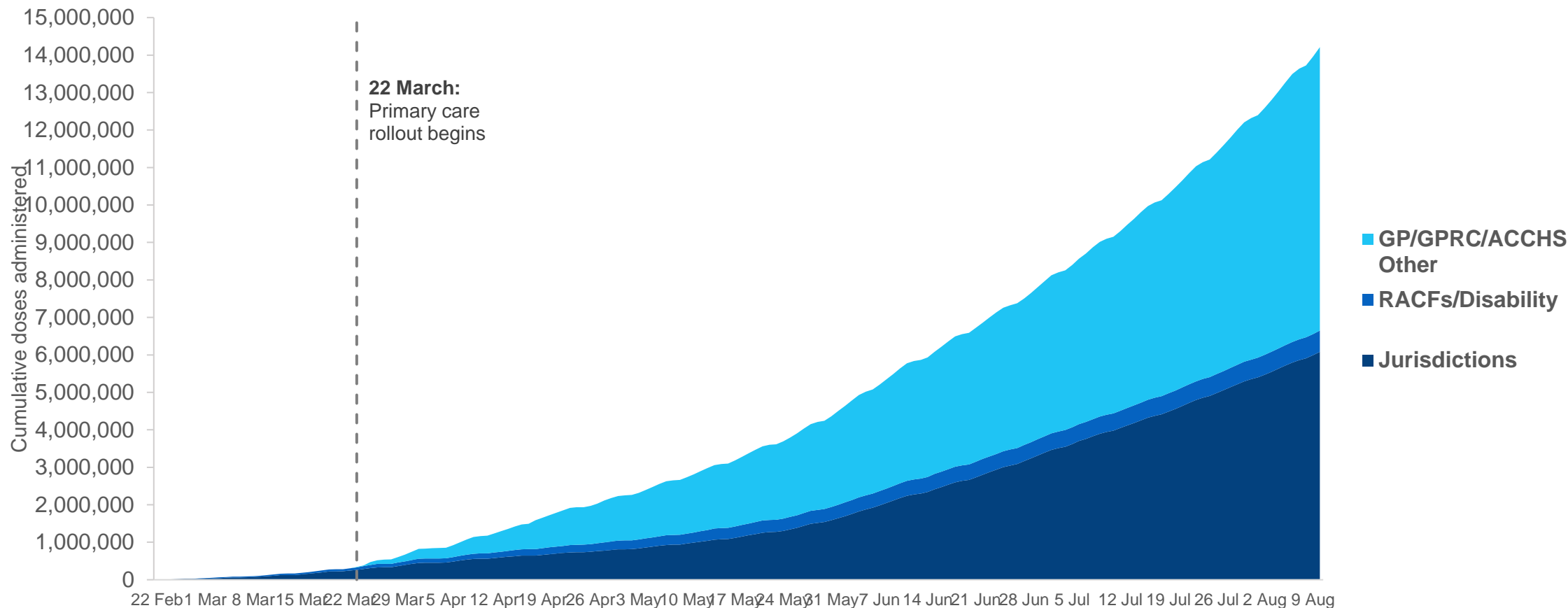
	Total	50+	70+
At least one dose	<b>40.37%</b> 853,792	<b>65.45%</b> 579,446	<b>78.52%</b> 220,085
Fully vaccinated	<b>20.69%</b> 437,632	<b>31.94%</b> 282,827	<b>47.11%</b> 132,036
Population	2,114,978	885,370	280,281

Age	At least one dose	First dose protected	Fully vaccinated
95+	71.43%	19.08%	52.35%
90-94	77.51%	26.64%	50.87%
85-89	79.04%	30.54%	48.50%
80-84	80.50%	30.78%	49.72%
75-79	79.72%	31.84%	47.88%
70-74	77.08%	32.80%	44.28%
65-69	67.21%	42.43%	24.79%
60-64	60.14%	38.90%	21.23%
55-59	58.05%	30.70%	27.35%
50-54	54.11%	28.21%	25.91%
45-49	41.05%	18.89%	22.16%
40-44	38.10%	17.93%	20.17%
35-39	25.51%	10.80%	14.70%
30-34	20.72%	8.55%	12.17%
25-29	11.94%	4.08%	7.87%
20-24	9.84%	3.77%	6.07%
16-19	2.88%	1.60%	1.28%

# Cumulative doses administered by channel

Data as at:  
10 Aug 2021

Cumulative doses administered (10 August): **14,214,009**



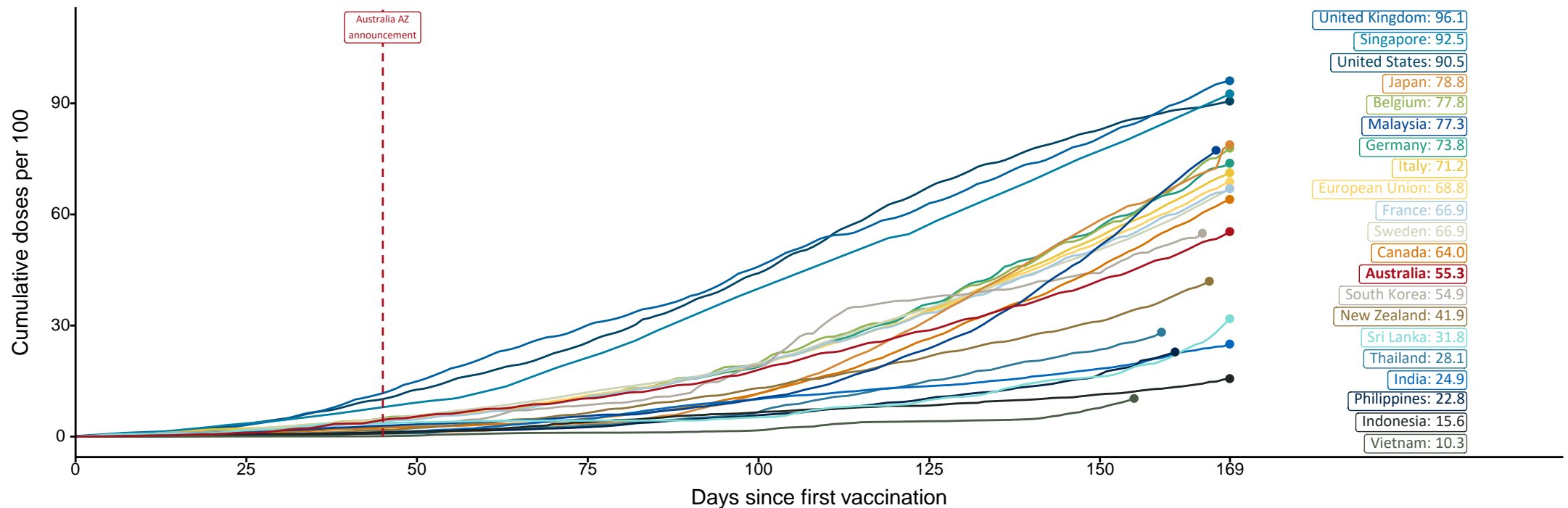
Source: Department of Health  
Data as at 10 August

# Doses at equivalent stages of rollout (Day 169)

Data as at:  
10 Aug 2021

Cumulative doses administered (10 Aug): **14,214,009**

The x-axis is truncated at the length of Australia's vaccination program. Countries with intermittent reporting have had their doses per 100 imputed to Australia's current stage of rollout. Israel excluded as it is beyond scale of the graph



Source: Department of Health (Australia), Our World in Data (international)  
Latest data: 10 August

Data as at:  
10 Aug 2021

# Commonwealth aged care doses administered



Aged care and residential  
disability doses administered

**309,272**

First doses

**257,147**

Second doses

Residential aged care  
facilities

**2,566**

Sites visited for first doses

**2,566**

Sites visited for second doses



**566,419**

(+1,723 last 24 hours)

Total vaccine doses administered in aged care  
and disability facilities as at 10 August

Number of doses administered as part of the Commonwealth aged and disability care rollout

**NSW**  
**193,075**

(+846 last  
24 hours)

**VIC**  
**145,589**

(+593 last  
24 hours)

**QLD**  
**101,328**

(-665 last  
24 hours)

**WA**  
**48,728**

(+256 last  
24 hours)

**TAS**  
**20,973**

(+337 last  
24 hours)

**SA**  
**44,126**

(+356 last  
24 hours)

**ACT**  
**8,193**

(+0 last  
24 hours)

**NT**  
**4,407**

(+0 last  
24 hours)

Data as at:  
10 Aug 2021

# Commonwealth primary care doses administered



## Primary Care vaccine administration sites\*

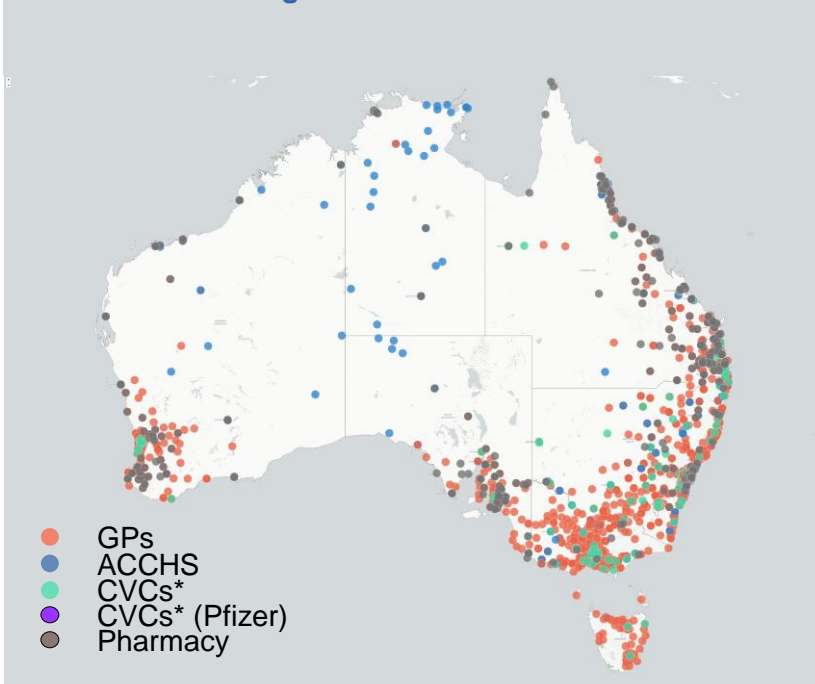
5,165	136	126	158	676
GPs	CVCs	CVCs (Pfizer)	ACCHS	Pharmacy



**7,566,289** (+163,590 last 24 hours)

Total vaccine doses administered in primary care settings as at 10 August

## Primary Care vaccine administration sites as at week of 9 August



## Number of doses administered as part of the Commonwealth primary care rollout

**NSW**  
**2,746,634**  
(+75,236 last 24 hours)

**VIC**  
**1,790,821**  
(+31,030 last 24 hours)

**QLD**  
**1,526,051**  
(+32,719 last 24 hours)

**WA**  
**664,780**  
(+11,153 last 24 hours)

**TAS**  
**155,070**  
(+2,005 last 24 hours)

**SA**  
**501,603**  
(+8,626 last 24 hours)

**ACT**  
**122,463**  
(+1,612 last 24 hours)

**NT**  
**58,867**  
(+1,209 last 24 hours)