



CURRENT STATUS OF CONFIRMED CASES



155



ACT	NSW	NT	QLD	SA	TAS	VIC	WA
3	137	0	0	0	0	15	0

925



ACT	NSW	NT	QLD	SA	TAS	VIC	WA
10	840	2	23	1	0	49	0

31,350,695

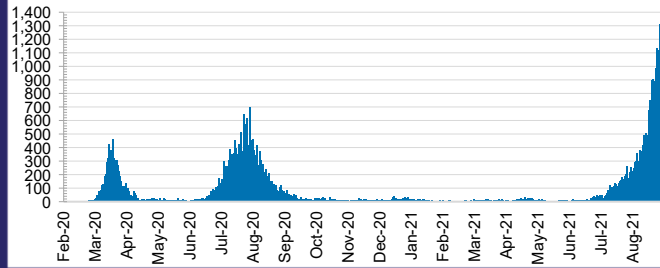


0.2% POSITIVE

**TOTAL TESTS
CONDUCTED**

ACT	NSW	NT	QLD
379,792	13,063,818	346,901	3,997,955
POSITIVE	POSITIVE	POSITIVE	POSITIVE
0.1%	0.2%	0.1%	0.0%
SA	TAS	VIC	WA
2,088,707	331,214	9,492,308	1,650,000
POSITIVE	POSITIVE	POSITIVE	POSITIVE
0.0%	0.1%	0.2%	0.1%

DAILY NUMBER OF REPORTED CASES

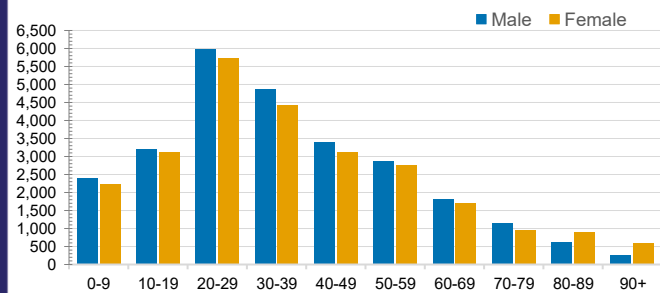


CASES IN AGED CARE SERVICES

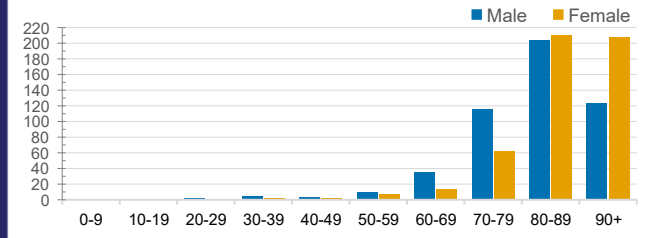
Confirmed Cases	Australia	ACT	NSW	NT	QLD	SA	TAS	VIC	WA
Residential Care Recipients	2164 [1375] (695)	0	171 [39] (38)	0	1 (1)	0	1 (1)	1991 [1336] (655)	0
In Home Care Recipients	85 [73] (9)	1	17 [13] (1)	0	8 [8]	1 [1]	5 [3] (2)	53 [48] (5)	1 (1)

Cases in care recipients [recovered] (deaths)

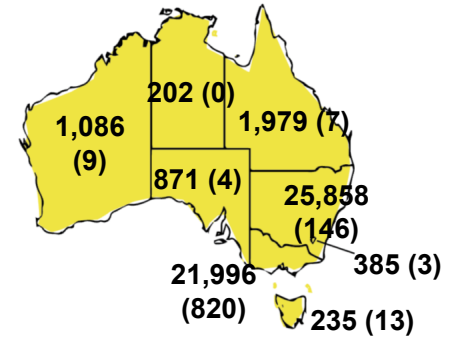
CASES BY AGE GROUP AND SEX



DEATHS BY AGE GROUP AND SEX

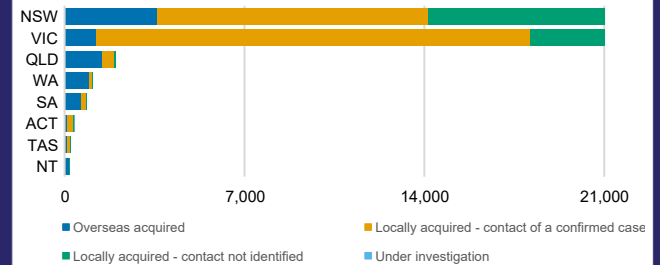


CASES (DEATHS) BY STATE AND TERRITORIES



CASES BY SOURCE OF INFECTION

Australia (% of all confirmed cases)



PUBLIC HEALTH RESPONSE MEASURE

Proportion of total cases under investigation

