



CURRENT STATUS OF CONFIRMED CASES

49,937

Total cases

993

Total deaths

15,739

Active cases

139

CURRENT CASES
INTENSIVE CARE UNITS (ICU)

ACT	NSW	NT	QLD	SA	TAS	VIC	WA
1	125	0	0	0	0	13	0

853

CURRENT CASES
ADMITTED TO HOSPITALS

ACT	NSW	NT	QLD	SA	TAS	VIC	WA
10	777	2	21	1	0	42	0

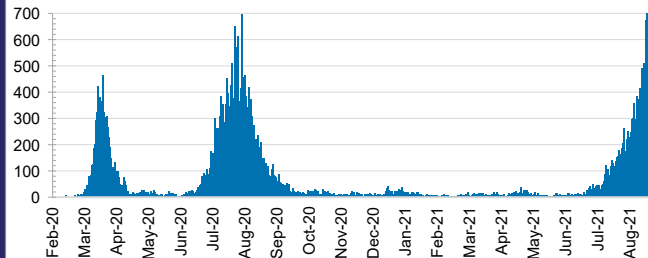
30,951,026

0.2% POSITIVE

TOTAL TESTS
CONDUCTED

ACT	NSW	NT	QLD
375,818	12,800,559	344,846	3,981,089
POSITIVE	POSITIVE	POSITIVE	POSITIVE
0.1%	0.2%	0.1%	0.0%
SA	TAS	VIC	WA
2,079,598	329,890	9,399,883	1,639,343
POSITIVE	POSITIVE	POSITIVE	POSITIVE
0.0%	0.1%	0.2%	0.1%

DAILY NUMBER OF REPORTED CASES

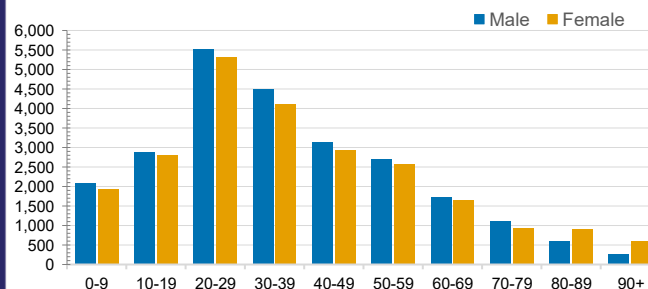


CASES IN AGED CARE SERVICES

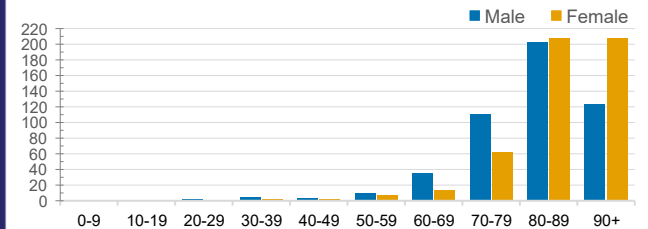
Confirmed Cases	Australia	ACT	NSW	NT	QLD	SA	TAS	VIC	WA
Residential Care Recipients	2152 [1374] (693)	0	159 [38] (36)	0	1 (1)	0	1 (1)	1991 [1336] (655)	0
In Home Care Recipients	85 [73] (9)	1	17 [13] (1)	0	8 [8]	1 [1]	5 [3] (2)	53 [48] (5)	1 (1)

Cases in care recipients [recovered] (deaths)

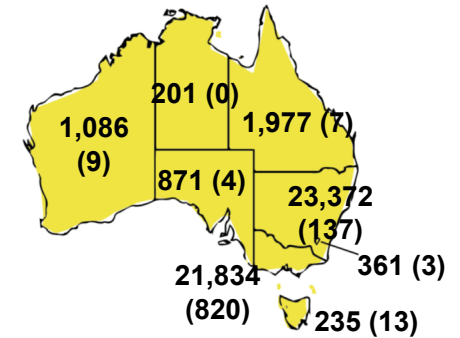
CASES BY AGE GROUP AND SEX



DEATHS BY AGE GROUP AND SEX

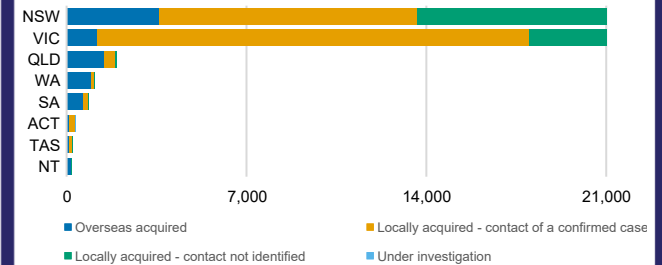


CASES (DEATHS) BY STATE AND TERRITORIES



CASES BY SOURCE OF INFECTION

Australia (% of all confirmed cases)



PUBLIC HEALTH RESPONSE MEASURE

Proportion of total cases under investigation

