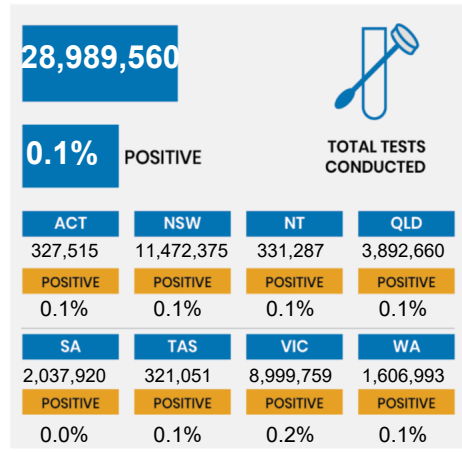
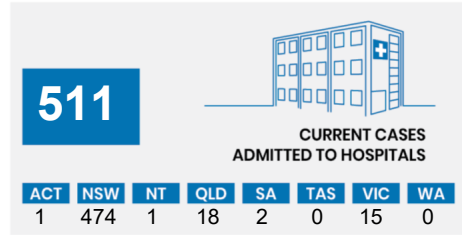
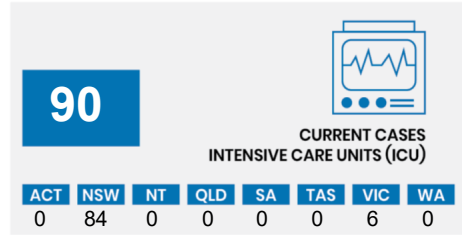
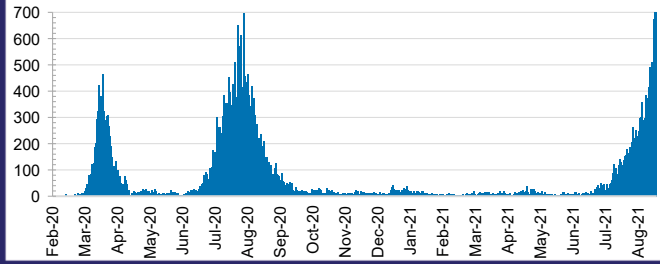




CURRENT STATUS OF CONFIRMED CASES



DAILY NUMBER OF REPORTED CASES

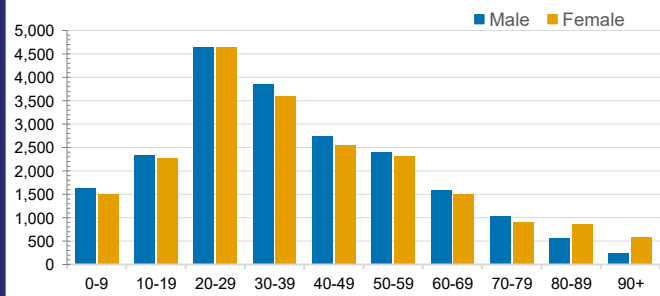


CASES IN AGED CARE SERVICES

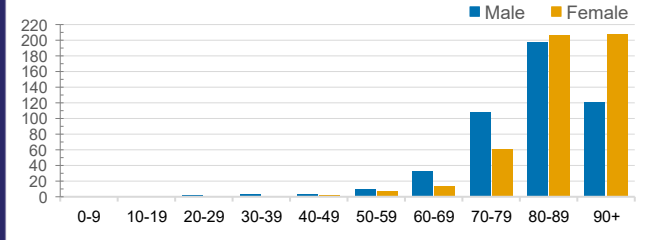
Confirmed Cases	Australia	ACT	NSW	NT	QLD	SA	TAS	VIC	WA
Residential Care Recipients	2133 [1374] (691)	0	140 [38] (34)	0	1 (1)	0	1 (1)	1991 [1336] (655)	0
In Home Care Recipients	86 [73] (9)	1	17 [13] (1)	0	8 [8]	1 [1]	5 [3] (2)	53 [48] (5)	1 (1)

Cases in care recipients [recovered] (deaths)

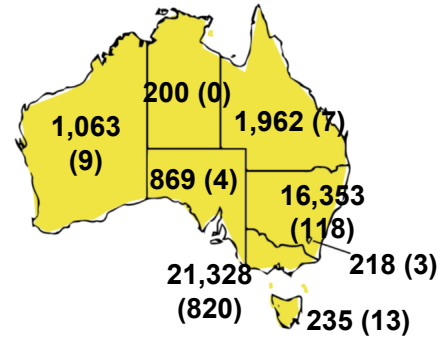
CASES BY AGE GROUP AND SEX



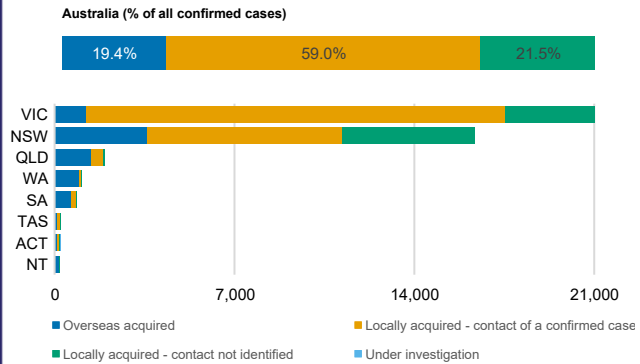
DEATHS BY AGE GROUP AND SEX



CASES (DEATHS) BY STATE AND TERRITORIES



CASES BY SOURCE OF INFECTION



PUBLIC HEALTH RESPONSE MEASURE

