



CURRENT STATUS OF CONFIRMED CASES

34,611

Total cases

924

Total deaths

3,323

Active cases

59

CURRENT CASES
INTENSIVE CARE UNITS (ICU)



ACT	NSW	NT	QLD	SA	TAS	VIC	WA
0	54	0	1	0	0	3	1

314

CURRENT CASES
ADMITTED TO HOSPITALS



ACT	NSW	NT	QLD	SA	TAS	VIC	WA
0	228	7	66	3	0	8	2

25,366,855

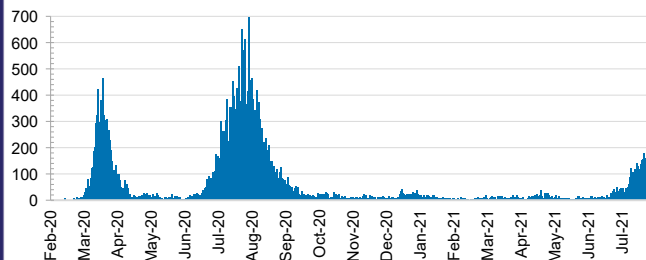
0.1% POSITIVE

TOTAL TESTS
CONDUCTED



ACT	NSW	NT	QLD
271,433	9,297,828	299,355	3,402,316
POSITIVE	POSITIVE	POSITIVE	POSITIVE
0.0%	0.1%	0.1%	0.1%
SA	TAS	VIC	WA
1,939,738	295,062	8,341,945	1,519,178
POSITIVE	POSITIVE	POSITIVE	POSITIVE
0.0%	0.1%	0.3%	0.1%

DAILY NUMBER OF REPORTED CASES

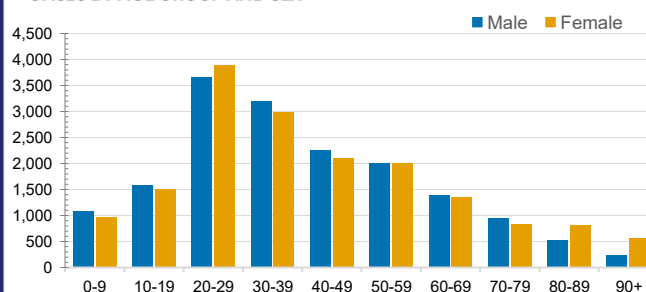


CASES IN AGED CARE SERVICES

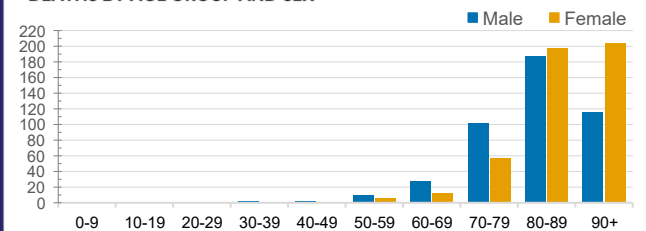
Confirmed Cases	Australia	ACT	NSW	NT	QLD	SA	TAS	VIC	WA
Residential Care Recipients	2073 [1366] (685)	0	80 [33] (28)	0	1 (1)	0	1 (1)	1991 [1333] (655)	0
In Home Care Recipients	83 [73] (9)	0	15 [13] (1)	0	8 [8]	1 [1]	5 [3] (2)	53 [48] (5)	1 (1)

Cases in care recipients [recovered] (deaths)

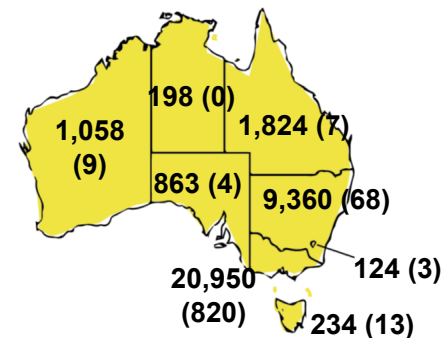
CASES BY AGE GROUP AND SEX



DEATHS BY AGE GROUP AND SEX

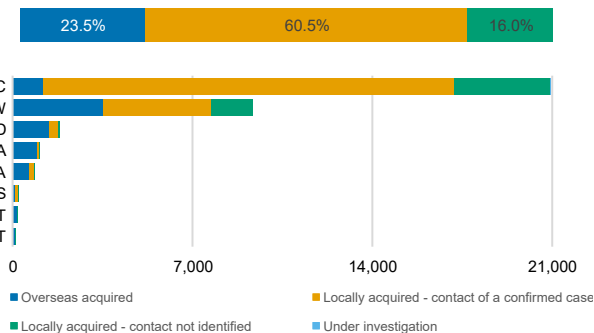


CASES (DEATHS) BY STATE AND TERRITORIES



CASES BY SOURCE OF INFECTION

Australia (% of all confirmed cases)



PUBLIC HEALTH RESPONSE MEASURE

Proportion of total cases under investigation

