



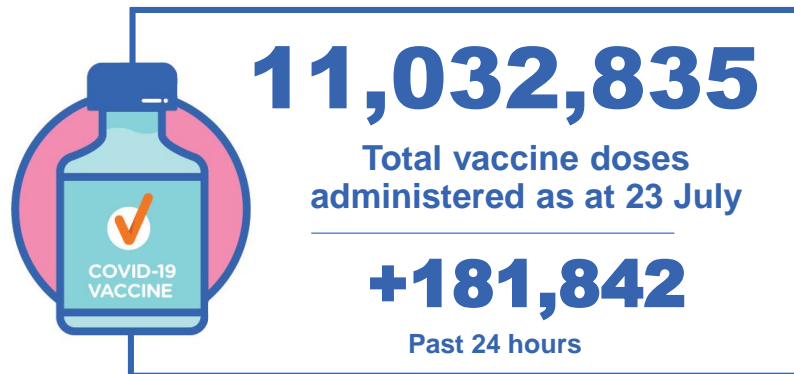
Australian Government
Operation COVID Shield

COVID-19 Vaccine Roll-out

24 July 2021

Data as at:
23 Jul 2021

Total vaccine doses



Commonwealth vaccine doses
6,238,396
(+105,577 last 24 hours)



Commonwealth vaccine doses in primary care
5,738,860
(+100,931 last 24 hours)



Commonwealth vaccine doses in aged and disability facilities
499,536
(+4,646 last 24 hours)



4,794,439 (+76,265 past 24 hours)

Total vaccine doses administered in State and Territory clinics as at 23 July



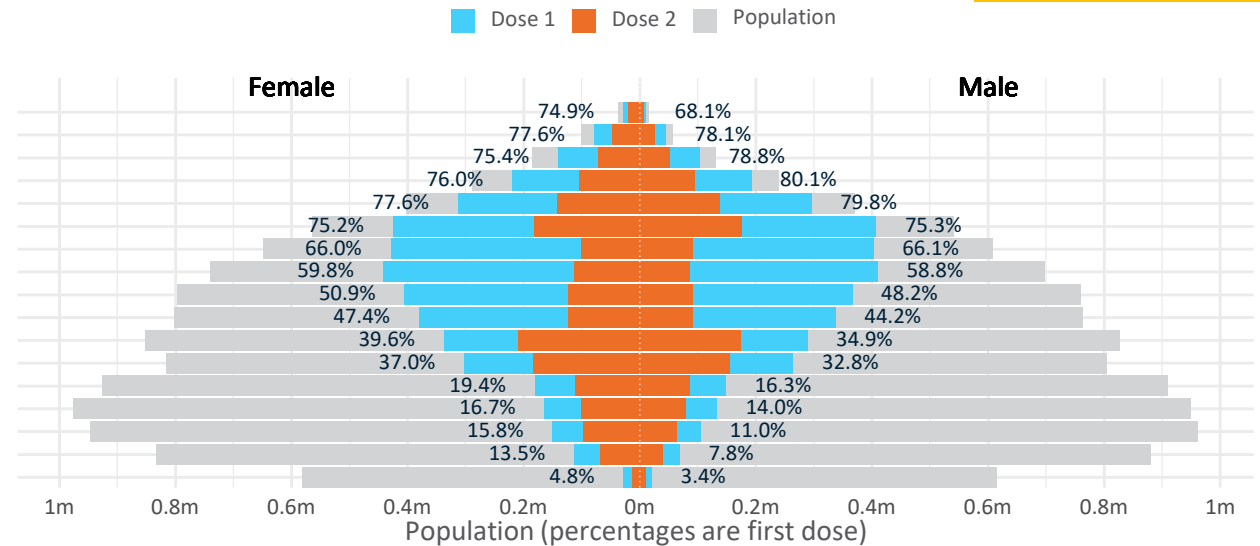
Data as at:
23 Jul 2021

Doses by age and sex

First and second doses by age and sex, using ABS age brackets

AUS	16+	50+	70+
Dose 1	37.53% (7,738,791 doses / 20,619,959 people)	62.08% (5,432,245 doses / 8,749,703 people)	76.95% (2,258,129 doses / 2,934,706 people)
Dose 2	15.87% (3,271,447 doses / 20,619,959 people)	21.45% (1,876,681 doses / 8,749,703 people)	36.09% (1,059,073 doses / 2,934,706 people)

Age	Dose 1	Dose 2
95+	38,639 (73.0%)	26,070 (49.3%)
90-94	123,369 (77.9%)	72,399 (45.7%)
85-89	243,149 (76.9%)	123,881 (39.2%)
80-84	411,871 (77.9%)	198,630 (37.6%)
75-79	608,920 (78.7%)	280,029 (36.2%)
70-74	832,181 (75.3%)	358,064 (32.4%)
65-69	831,901 (66.1%)	190,922 (15.2%)
60-64	853,027 (59.4%)	199,101 (13.9%)
55-59	771,544 (49.6%)	214,522 (13.8%)
50-54	717,644 (45.9%)	213,063 (13.6%)
45-49	625,479 (37.3%)	384,619 (22.9%)
40-44	566,718 (35.0%)	338,728 (20.9%)
35-39	328,846 (17.9%)	197,623 (10.8%)
30-34	297,539 (15.5%)	180,363 (9.4%)
25-29	257,086 (13.5%)	162,526 (8.5%)
20-24	182,345 (10.6%)	107,656 (6.3%)
16-19	48,533 (4.1%)	23,251 (1.9%)



DOH (Australian Immunisation Register), ABS (Population)

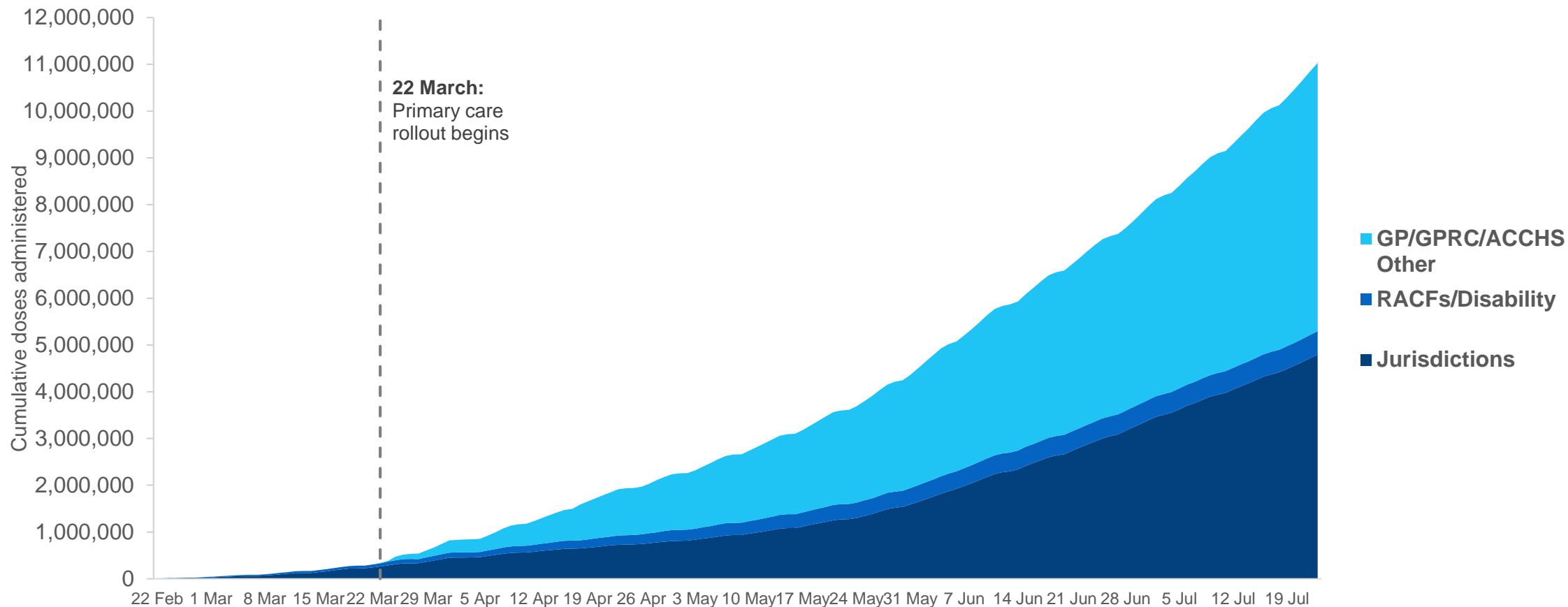
	AUS	ACT	NSW	NT	QLD	SA	TAS	VIC	WA
16 and over - dose 1	7,738,791	176,674	2,405,646	87,156	1,442,080	552,011	200,514	2,137,375	737,835
16 and over - dose 2	3,271,447	80,144	1,012,939	49,336	657,252	232,729	92,327	871,704	275,533
16 and over - population	20,619,959*	344,037	6,565,651	190,571	4,112,707	1,440,400	440,172	5,407,574	2,114,978
16 and over % with dose 1	37.53%	51.35%	36.64%	45.73%	35.06%	38.32%	45.55%	39.53%	34.89%
16 and over % with dose 2	15.87%	23.30%	15.43%	25.89%	15.98%	16.16%	20.98%	16.12%	13.03%
50 and over - dose 1	5,432,245	103,968	1,690,372	40,109	1,045,262	403,235	149,260	1,466,952	533,437
50 and over - dose 2	1,876,681	35,168	631,981	19,289	409,204	134,646	60,275	416,548	169,804
50 and over - population	8,749,703	127,802	2,807,793	62,280	1,758,855	674,384	220,036	2,211,211	885,370
50 and over % with dose 1	62.08%	81.35%	60.20%	64.40%	59.43%	59.79%	67.83%	66.34%	60.25%
50 and over % with dose 2	21.45%	27.52%	22.51%	30.97%	23.27%	19.97%	27.39%	18.84%	19.18%
70 and over - dose 1	2,258,129	37,825	727,873	9,352	448,363	181,323	63,076	578,414	212,013
70 and over - dose 2	1,059,073	19,395	350,661	6,230	225,130	78,698	33,516	250,087	95,470
70 and over - population	2,934,706	39,946	962,606	12,343	577,767	240,514	77,155	763,519	280,281
70 and over % with dose 1	76.95%	94.69%	75.61%	75.77%	77.60%	75.39%	81.75%	75.76%	75.64%
70 and over % with dose 2	36.09%	48.55%	36.43%	50.47%	38.97%	32.72%	43.44%	32.75%	34.06%

*National population will not equal sum of listed jurisdictions due to a small number of people counted in national population residing in some 'other' territories

Cumulative doses administered by channel

Data as at:
23 Jul 2021

Cumulative doses administered (23 July): **11,032,835**



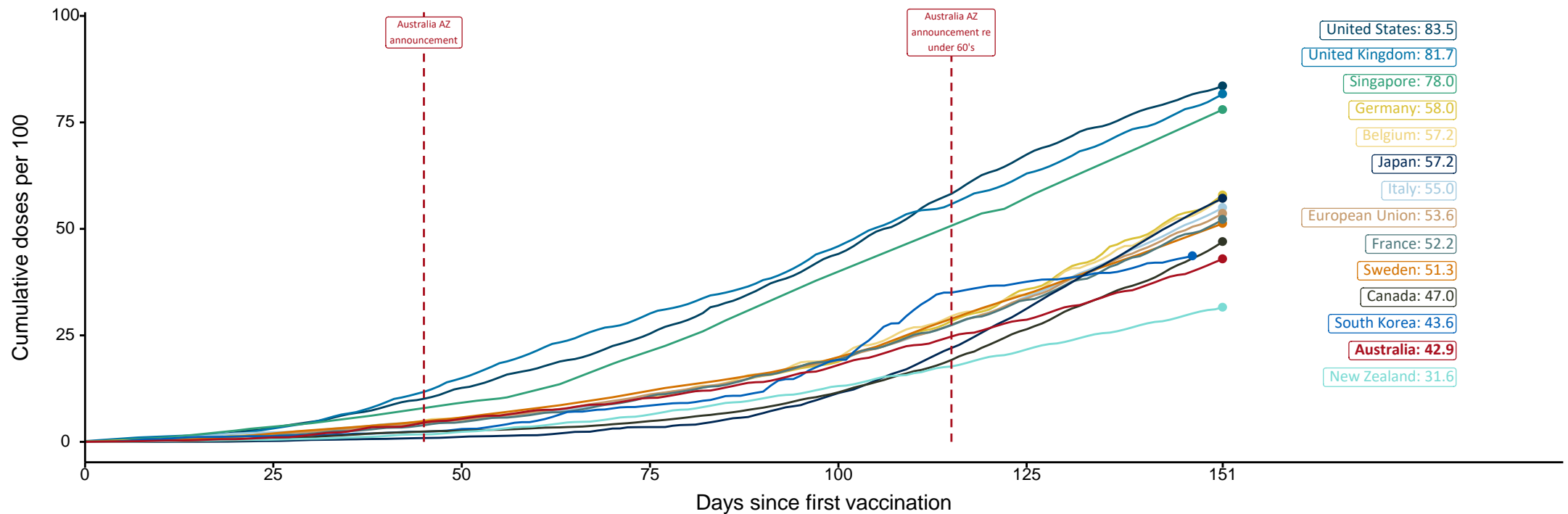
Source: Department of Health
Data as at 23 July

International comparisons at equivalent stages of rollout (Day 151)

Data as at:
23 Jul 2021

Cumulative doses administered (23 Jul): **11,032,835**

The x-axis is truncated at the length of Australia's vaccination program. Countries with intermittent reporting have had their doses per 100 imputed to Australia's current stage of rollout. Israel excluded as it is beyond scale of the graph.



Source: Department of Health (Australia), Our World in Data (international)
Latest data: 23 July

Data as at:
23 Jul 2021

Commonwealth aged care doses administered



Aged care and residential
disability doses administered

273,851

First doses

225,685

Second doses

Residential aged care
facilities

2,566

Sites visited for first doses

2,566

Sites visited for second doses



499,536

(+4,646 last 24 hours)

Total vaccine doses administered in aged
care and disability facilities as at 23 July

Number of doses administered as part of the Commonwealth aged and disability care rollout

NSW

164,336

(+1,891 last
24 hours)

VIC

133,570

(+758 last
24 hours)

QLD

89,814

(+657 last
24 hours)

WA

43,722

(+458 last
24 hours)

TAS

17,051

(+492 last
24 hours)

SA

39,851

(+388 last
24 hours)

ACT

7,699

(+0 last
24 hours)

NT

3,493

(+2 last
24 hours)

Data as at:
23 Jul 2021

Commonwealth primary care doses administered



Primary Care vaccine administration sites*

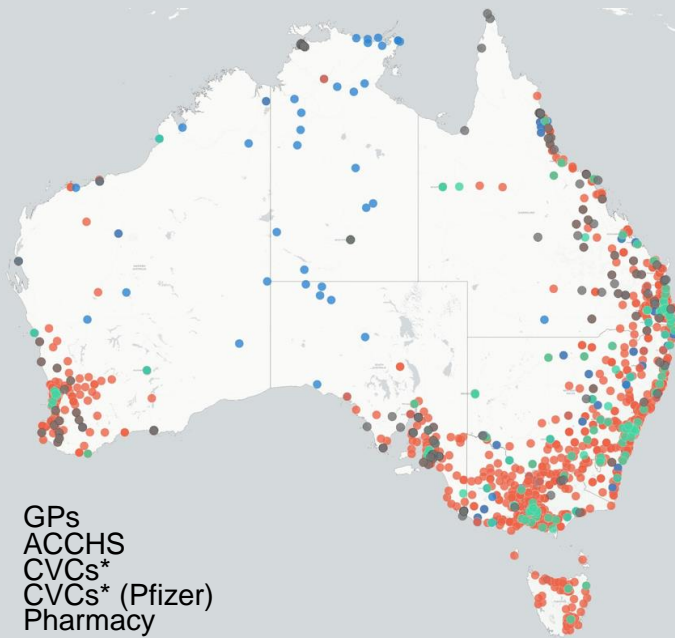
5,123	136	118	158	118
GPs	CVCs	CVCs (Pfizer)	ACCHS	Pharmacy



5,738,860 (+100,931 last 24 hours)

Total vaccine doses administered in primary care settings as at 23 July

Primary Care vaccine administration sites as at week of 19 July



- GPs
- ACCHS
- CVCs*
- CVCs* (Pfizer)
- Pharmacy

Number of doses administered as part of the Commonwealth primary care rollout

NSW
1,940,010
(+42,989 last 24 hours)

VIC
1,422,137
(+21,488 last 24 hours)

QLD
1,179,643
(+17,852 last 24 hours)

WA
522,421
(+8,306 last 24 hours)

TAS
129,513
(+1,831 last 24 hours)

SA
401,900
(+6,631 last 24 hours)

ACT
97,438
(+1,292 last 24 hours)

NT
45,798
(+542 last 24 hours)