



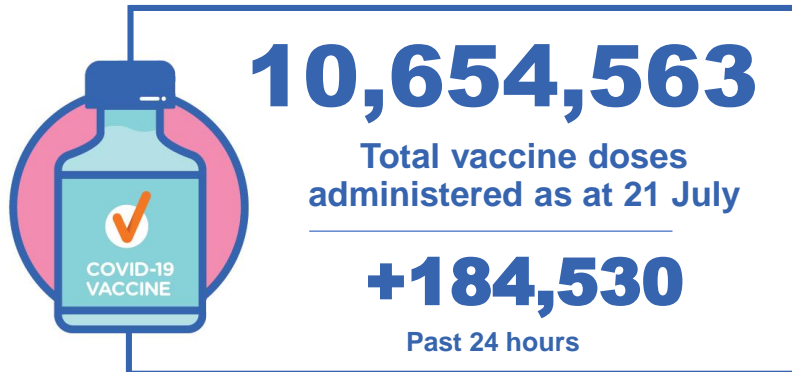
Australian Government
Operation COVID Shield

COVID-19 Vaccine Roll-out

22 July 2021

Data as at:
21 Jul 2021

Total vaccine doses



Commonwealth vaccine doses
6,016,786
(+107,000 last 24 hours)



Commonwealth vaccine doses in primary care
5,526,052
(+104,740 last 24 hours)



Commonwealth vaccine doses in aged and disability facilities
490,734
(+2,260 last 24 hours)



4,637,777 (+77,530 past 24 hours)

Total vaccine doses administered in State and Territory clinics as at 21 July



* Source: Australian Immunisation Register and self reported data. Numbers are calculated as differences in daily cumulative reported numbers to allow for historical corrections in all self-reported data sources.

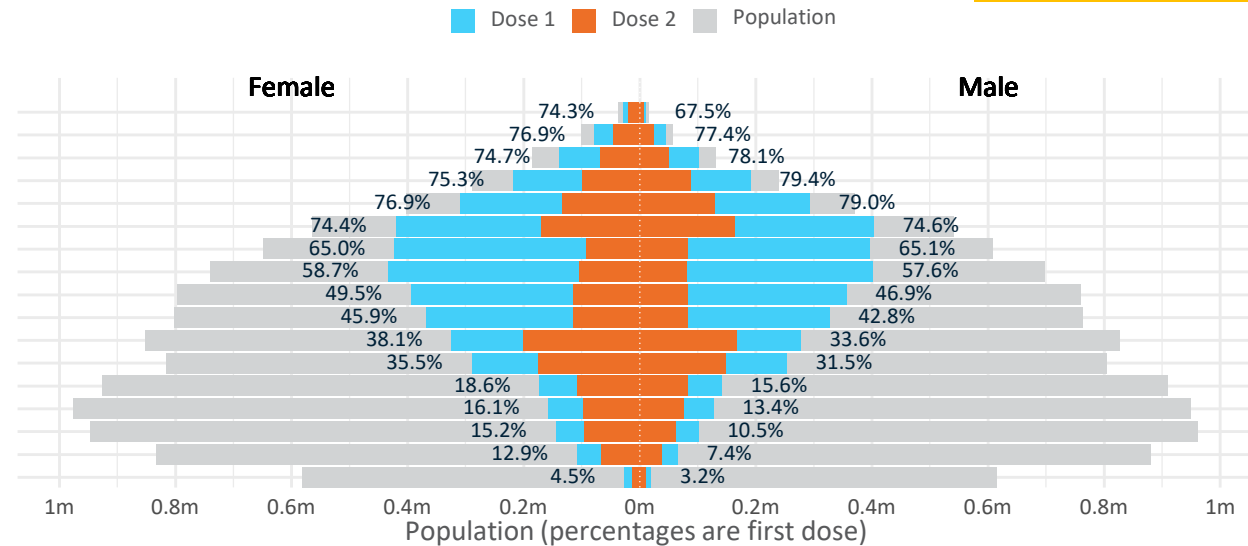
Data as at: 21 Jul 2021

Doses by age and sex

First and second doses by age and sex, using ABS age brackets

	AUS	16+	50+	70+
Dose 1	36.61% (7,548,111 doses / 20,619,959 people)	61.00% (5,337,515 doses / 8,749,703 people)	76.21% (2,236,436 doses / 2,934,706 people)	
Dose 2	14.98% (3,089,644 doses / 20,619,959 people)	20.00% (1,749,976 doses / 8,749,703 people)	33.94% (996,123 doses / 2,934,706 people)	

Age	Dose 1	Dose 2
95+	38,315 (72.4%)	25,517 (48.2%)
90-94	122,287 (77.2%)	69,899 (44.1%)
85-89	240,825 (76.2%)	117,684 (37.2%)
80-84	407,998 (77.2%)	186,912 (35.4%)
75-79	603,276 (78.0%)	261,960 (33.9%)
70-74	823,735 (74.5%)	334,151 (30.2%)
65-69	819,548 (65.1%)	174,618 (13.9%)
60-64	836,635 (58.2%)	184,721 (12.9%)
55-59	750,223 (48.2%)	197,449 (12.7%)
50-54	694,673 (44.4%)	197,065 (12.6%)
45-49	601,388 (35.9%)	367,948 (21.9%)
40-44	542,795 (33.5%)	323,106 (19.9%)
35-39	314,343 (17.1%)	190,440 (10.4%)
30-34	285,218 (14.8%)	174,250 (9.1%)
25-29	247,044 (13.0%)	157,757 (8.3%)
20-24	174,051 (10.2%)	104,117 (6.1%)
16-19	45,757 (3.8%)	22,050 (1.8%)



	AUS	ACT	NSW	NT	QLD	SA	TAS	VIC	WA
16 and over - dose 1	7,548,111	173,121	2,327,237	85,585	1,412,146	538,363	195,987	2,094,522	721,622
16 and over - dose 2	3,089,644	76,715	948,667	47,598	622,279	219,624	88,949	826,760	259,541
16 and over - population	20,619,959*	344,037	6,565,651	190,571	4,112,707	1,440,400	440,172	5,407,574	2,114,978
16 and over % with dose 1	36.61%	50.32%	35.45%	44.91%	34.34%	37.38%	44.53%	38.73%	34.12%
16 and over % with dose 2	14.98%	22.30%	14.45%	24.98%	15.13%	15.25%	20.21%	15.29%	12.27%
50 and over - dose 1	5,337,515	102,387	1,650,454	39,599	1,029,628	395,616	147,234	1,447,044	525,885
50 and over - dose 2	1,749,976	33,060	586,026	18,624	384,585	125,206	57,673	386,674	158,348
50 and over - population	8,749,703	127,802	2,807,793	62,280	1,758,855	674,384	220,036	2,211,211	885,370
50 and over % with dose 1	61.00%	80.11%	58.78%	63.58%	58.54%	58.66%	66.91%	65.44%	59.40%
50 and over % with dose 2	20.00%	25.87%	20.87%	29.90%	21.87%	18.57%	26.21%	17.49%	17.88%
70 and over - dose 1	2,236,436	37,585	718,196	9,272	444,801	179,529	62,603	574,077	210,477
70 and over - dose 2	996,123	18,507	329,103	6,050	212,640	73,795	32,080	234,393	89,661
70 and over - population	2,934,706	39,946	962,606	12,343	577,767	240,514	77,155	763,519	280,281
70 and over % with dose 1	76.21%	94.09%	74.61%	75.12%	76.99%	74.64%	81.14%	75.19%	75.09%
70 and over % with dose 2	33.94%	46.33%	34.19%	49.02%	36.80%	30.68%	41.58%	30.70%	31.99%

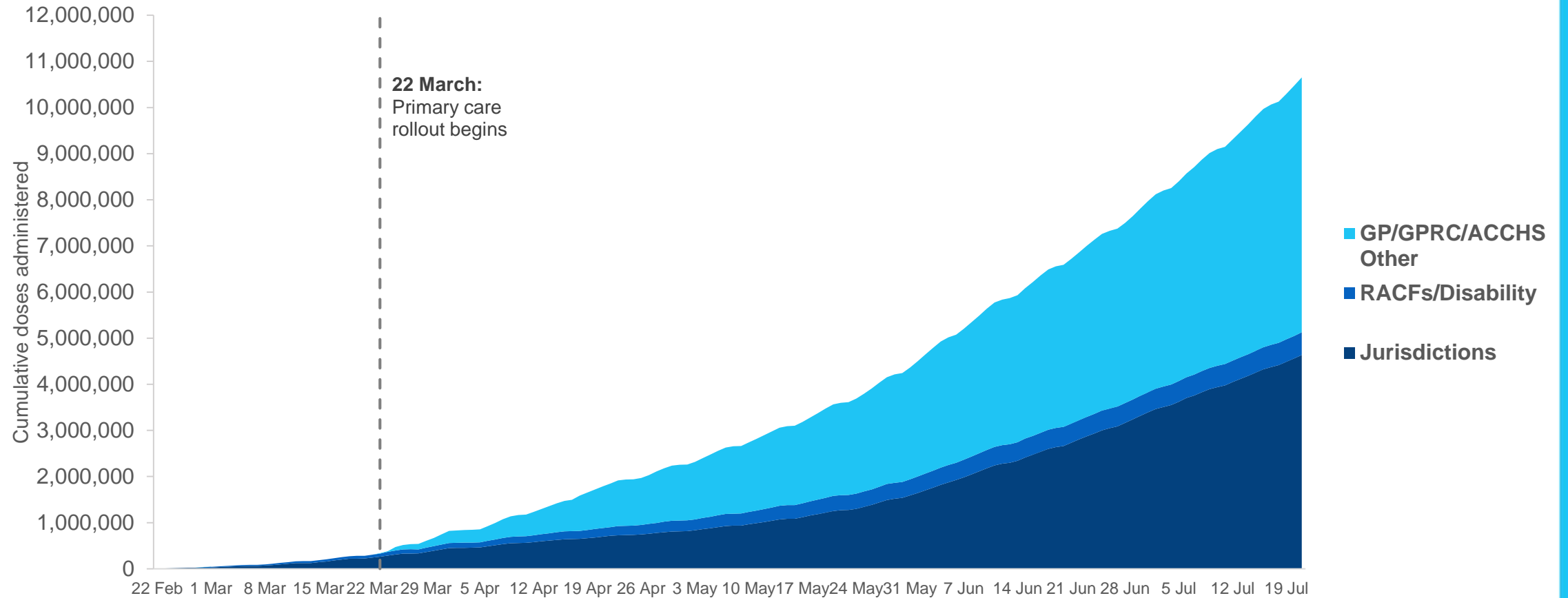
*National population will not equal sum of listed jurisdictions due to a small number of people counted in national population residing in some 'other' territories

Doses sourced from Australian Immunisation Register, population from ABS ERP June 2020

Cumulative doses administered by channel

Data as at:
21 Jul 2021

Cumulative doses administered (21 July): **10,654,563**



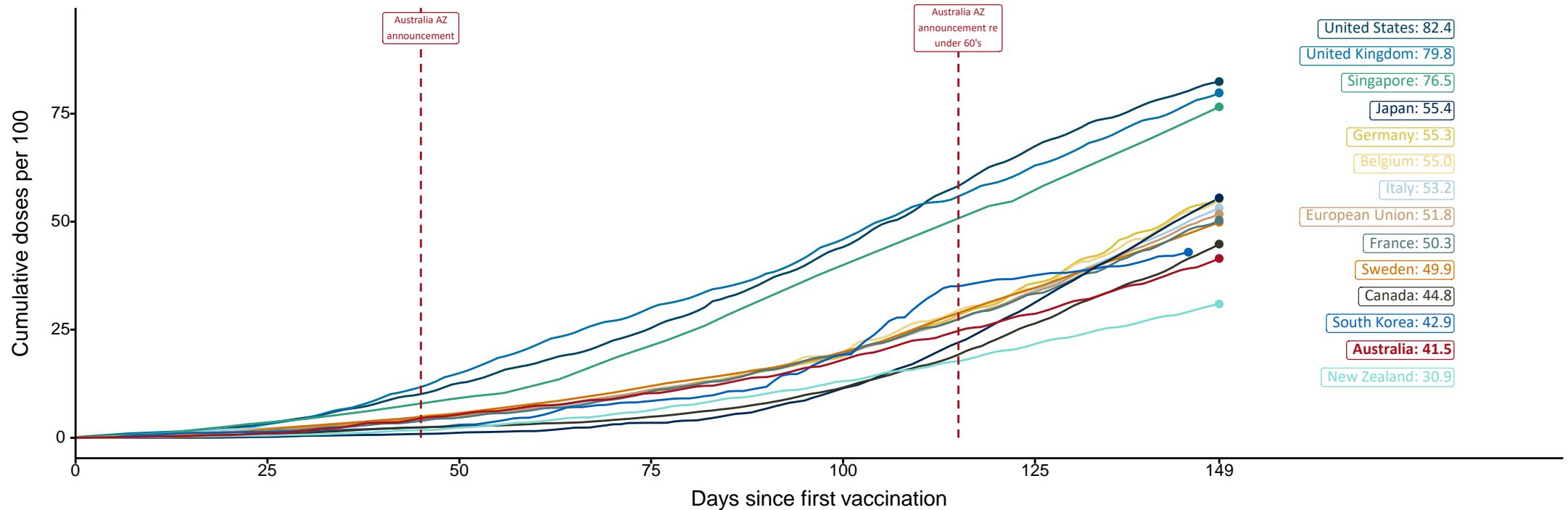
Source: Department of Health
Data as at 21 July

International comparisons at equivalent stages of rollout (Day 149)

Data as at: 21 Jul 2021

Cumulative doses administered (21 Jul): **10,654,563**

The x-axis is truncated at the length of Australia's vaccination program. Countries with intermittent reporting have had their doses per 100 imputed to Australia's current stage of rollout. Israel excluded as it is beyond scale of the graph.



Source: Department of Health (Australia), Our World in Data (international)
Latest data: 21 July

Data as at:
21 Jul 2021

Commonwealth aged care doses administered



Aged care and residential
disability doses administered

268,656

First doses

222,078

Second doses

Residential aged care
facilities

2,566

Sites visited for first doses

2,566

Sites visited for second doses



490,734

(+2,260 last 24 hours)

Total vaccine doses administered in aged
care and disability facilities as at 21 July

Number of doses administered as part of the Commonwealth aged and disability care rollout

NSW
159,655

(+676 last
24 hours)

VIC
132,201

(+424 last
24 hours)

QLD
88,549

(+133 last
24 hours)

WA
43,083

(+350 last
24 hours)

TAS
16,050

(+410 last
24 hours)

SA
40,021

(+247 last
24 hours)

ACT
7,699

(+9 last
24 hours)

NT
3,476

(+11 last
24 hours)

Data as at:
21 Jul 2021

Commonwealth primary care doses administered



Primary Care vaccine administration sites*

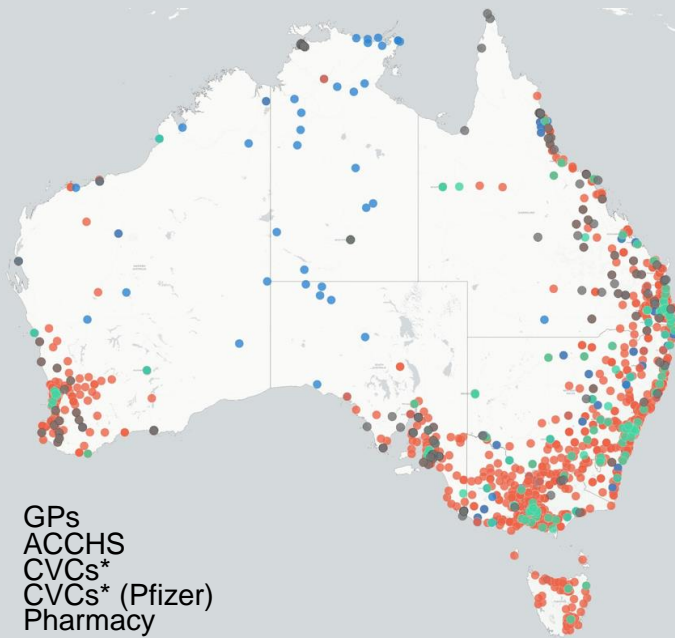
5,123	136	118	158	118
GPs	CVCs	CVCs (Pfizer)	ACCHS	Pharmacy



5,526,052 (+104,740 last 24 hours)

Total vaccine doses administered in primary care settings as at 21 July

Primary Care vaccine administration sites as at week of 19 July



Number of doses administered as part of the Commonwealth primary care rollout

NSW
1,849,769
(+40,680 last 24 hours)

VIC
1,375,450
(+24,502 last 24 hours)

QLD
1,142,340
(+19,189 last 24 hours)

WA
505,774
(+8,456 last 24 hours)

TAS
125,756
(+1,568 last 24 hours)

SA
387,907
(+7,988 last 24 hours)

ACT
94,781
(+1,341 last 24 hours)

NT
44,275
(+1,016 last 24 hours)

- GPs
- ACCHS
- CVCs*
- CVCs* (Pfizer)
- Pharmacy