



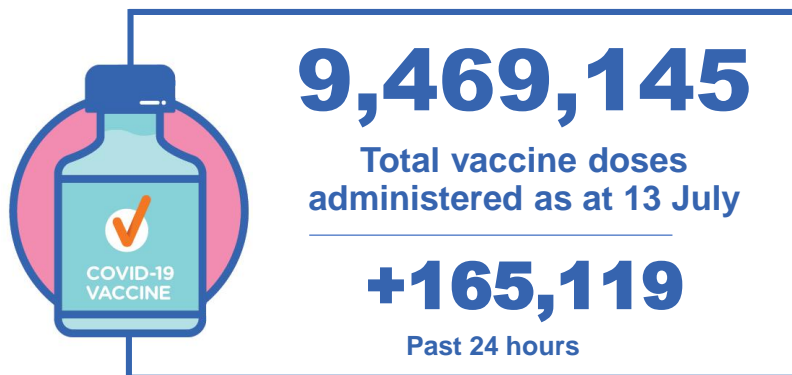
Australian Government
Operation COVID Shield

COVID-19 Vaccine Roll-out

14 July 2021

Data as at:
13 Jul 2021

Total vaccine doses



Commonwealth vaccine doses
5,353,962
(+97,489 last 24 hours)



Commonwealth vaccine doses
in primary care
4,885,499
(+94,073 last 24 hours)



Commonwealth vaccine doses in
aged and disability facilities
468,463
(+3,416 last 24 hours)



4,115,183 (+67,630 past 24 hours)
Total vaccine doses administered in
State and Territory clinics as at 13 July



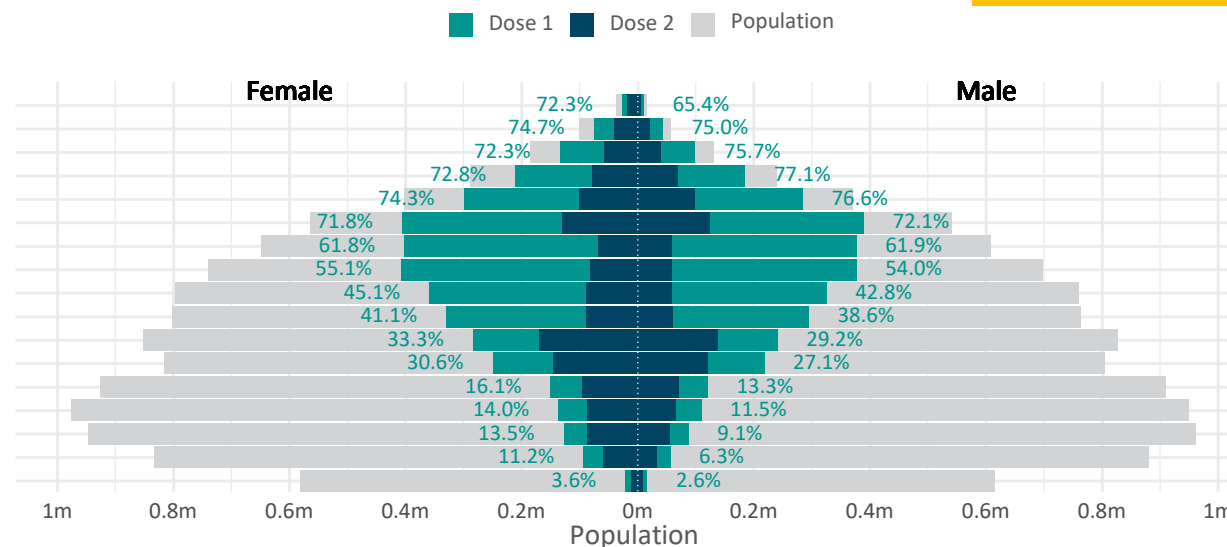
Doses by age and sex

First and second doses by age and sex, using ABS age brackets

Australia's COVID-19
Vaccine Roadmap

Data as at:
13 Jul 2021

Age	Dose 1	Dose 2
95+	37,251 (70.4%)	23,651 (44.7%)
90-94	118,598 (74.9%)	61,402 (38.8%)
85-89	233,272 (73.8%)	96,727 (30.6%)
80-84	395,360 (74.8%)	146,334 (27.7%)
75-79	583,867 (75.5%)	199,853 (25.8%)
70-74	795,733 (72.0%)	253,394 (22.9%)
65-69	779,153 (61.9%)	125,238 (10.0%)
60-64	784,697 (54.6%)	140,712 (9.8%)
55-59	684,274 (44.0%)	146,298 (9.4%)
50-54	624,625 (39.9%)	149,412 (9.5%)
45-49	524,640 (31.3%)	307,601 (18.3%)
40-44	467,835 (28.9%)	266,021 (16.4%)
35-39	270,694 (14.8%)	166,519 (9.1%)
30-34	246,709 (12.8%)	153,322 (8.0%)
25-29	216,234 (11.3%)	141,444 (7.4%)
20-24	149,710 (8.7%)	92,258 (5.4%)
16-19	37,131 (3.1%)	18,112 (1.5%)



	AUS	ACT	NSW	NT	QLD	SA	TAS	VIC	WA
16 and over - dose 1	6,949,783	156,854	2,091,118	78,662	1,317,023	499,018	183,367	1,956,686	667,449
16 and over - dose 2	2,488,298	63,580	741,075	39,852	503,562	176,598	75,898	681,030	207,054
16 and over - population	20,619,959*	344,037	6,565,651	190,571	4,112,707	1,440,400	440,172	5,407,574	2,114,978
16 and over % with dose 1	33.70%	45.59%	31.85%	41.28%	32.02%	34.64%	41.66%	36.18%	31.56%
16 and over % with dose 2	12.07%	18.48%	11.29%	20.91%	12.24%	12.26%	17.24%	12.59%	9.79%
50 and over - dose 1	5,036,830	96,159	1,527,674	37,132	976,962	373,016	141,287	1,383,521	501,353
50 and over - dose 2	1,343,021	27,059	432,241	15,103	304,238	95,813	48,437	297,217	123,080
50 and over - population	8,749,703	127,802	2,807,793	62,280	1,758,855	674,384	220,036	2,211,211	885,370
50 and over % with dose 1	57.57%	75.24%	54.41%	59.62%	55.55%	55.31%	64.21%	62.57%	56.63%
50 and over % with dose 2	15.35%	21.17%	15.39%	24.25%	17.30%	14.21%	22.01%	13.44%	13.90%
70 and over - dose 1	2,164,081	36,737	685,512	8,938	431,081	174,225	61,145	561,181	205,351
70 and over - dose 2	781,361	15,278	250,667	4,964	170,432	59,187	26,921	182,870	71,128
70 and over - population	2,934,706	39,946	962,606	12,343	577,767	240,514	77,155	763,519	280,281
70 and over % with dose 1	73.74%	91.97%	71.21%	72.41%	74.61%	72.44%	79.25%	73.50%	73.27%
70 and over % with dose 2	26.62%	38.25%	26.04%	40.22%	29.50%	24.61%	34.89%	23.95%	25.38%

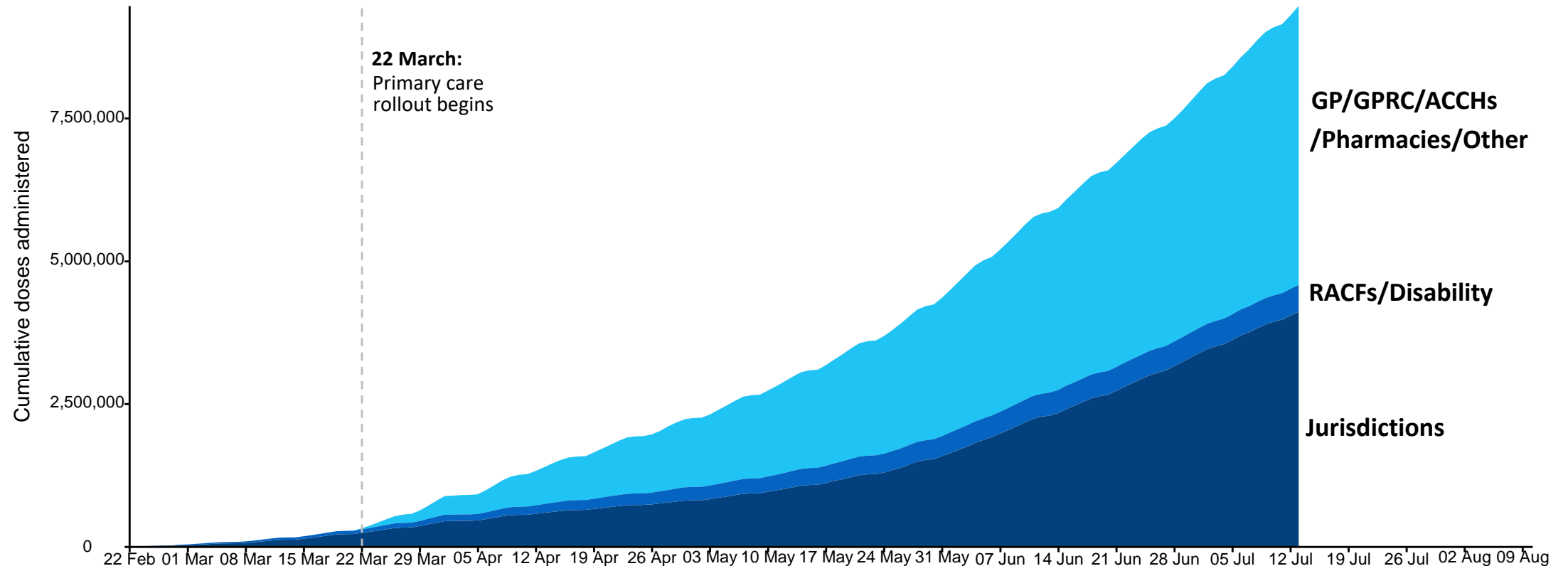
*National population will not equal sum of listed jurisdictions due to a small number of people counted in national population residing in some 'other' territories

Cumulative doses administered by channel

Data as at:
13 Jul 2021

Australia's COVID-19
Vaccine Roadmap

Cumulative doses administered (13 Jul): **9,469,145**



Source: Department of Health
Data as at 13 Jul

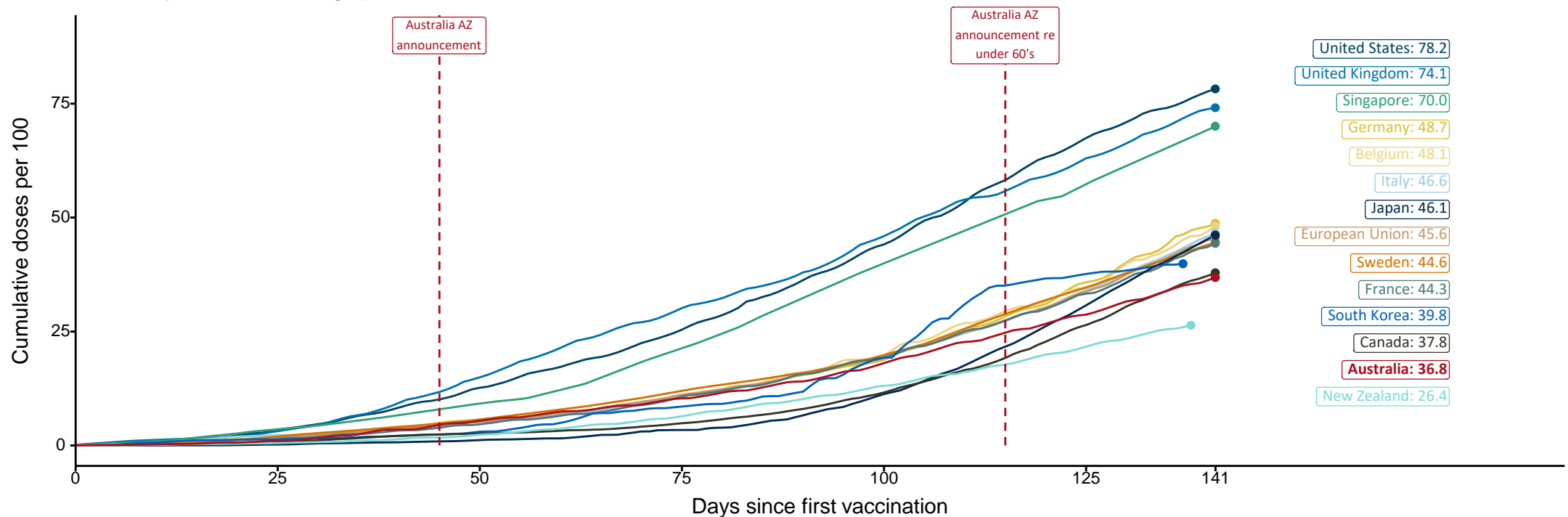
International comparisons at equivalent stages of rollout (Day 141)

Data as at:
13 Jul 2021

Australia's COVID-19
Vaccine Roadmap

Cumulative doses administered (13 Jul): **9,469,145**

The x-axis is truncated at the length of Australia's vaccination program. Countries with intermittent reporting have had their doses per 100 imputed to Australia's current stage of rollout. Israel excluded as it is beyond scale of the graph



Source: Department of Health (Australia), Our World in Data (international)
Latest data: 13 July

Data as at:
13 Jul 2021

Commonwealth aged care doses administered



Aged care and residential
disability doses administered

253,288

First doses

215,175

Second doses

Residential aged care
facilities

2,566

Sites visited for first doses

2,566

Sites visited for second doses



468,463

(+3,416 last 24 hours)

Total vaccine doses administered in aged
care and disability facilities as at 13 July

Number of doses administered as part of the Commonwealth aged and disability care rollout

NSW
150,072

(+1,930 last
24 hours)

VIC
128,104

(+667 last
24 hours)

QLD
85,515

(+289 last
24 hours)

WA
41,361

(+208 last
24 hours)

TAS
13,994

(+21 last
24 hours)

SA
38,592

(+274 last
24 hours)

ACT
7,610

(+27 last
24 hours)

NT
3,215

(+0 last
24 hours)

Data as at:
13 Jul 2021

Commonwealth primary care doses administered



Primary Care vaccine administration sites*

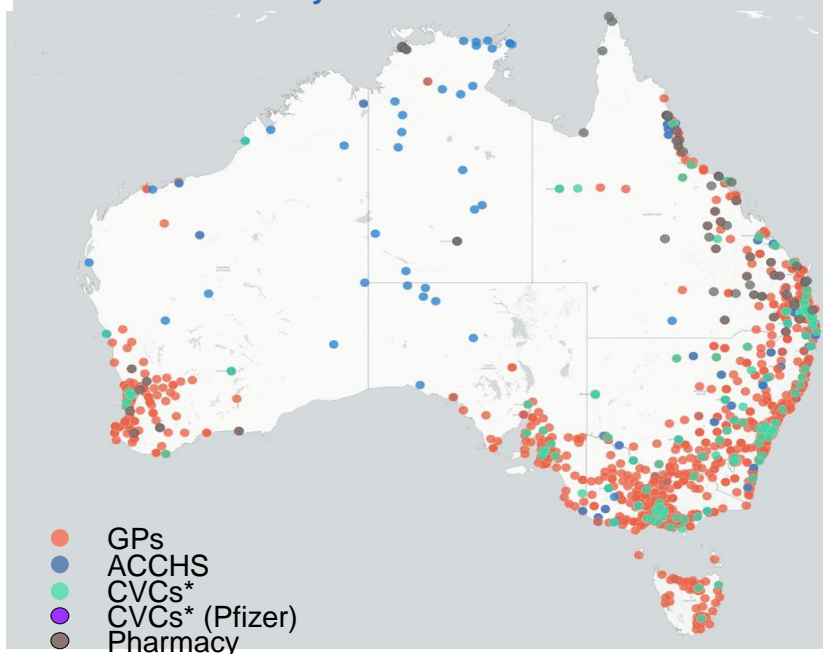
5,120	136	109	158	65
GPs	CVCs	CVCs (Pfizer)	ACCHS	Pharmacy



4,885,499 (+94,073 last 24 hours)

Total vaccine doses administered in primary care settings as at 13 July

Primary Care vaccine administration sites as at week of 12 July



Number of doses administered as part of the Commonwealth primary care rollout

NSW
1,582,098
(+40,903 last 24 hours)

VIC
1,236,365
(+18,203 last 24 hours)

QLD
1,024,434
(+18,875 last 24 hours)

WA
455,341
(+6,805 last 24 hours)

TAS
114,458
(+1,266 last 24 hours)

SA
349,144
(+5,626 last 24 hours)

ACT
85,192
(+1,481 last 24 hours)

NT
38,467
(+914 last 24 hours)