



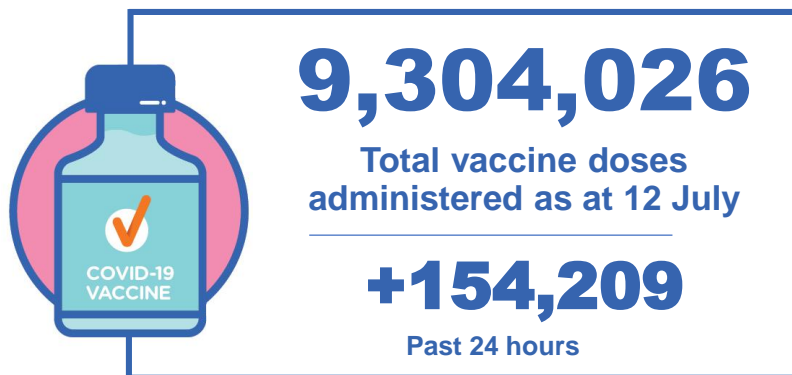
Australian Government
Operation COVID Shield

COVID-19 Vaccine Roll-out

13 July 2021

Data as at:
12 Jul 2021

Total vaccine doses



Commonwealth vaccine doses
5,256,473
(+83,732 last 24 hours)



Commonwealth vaccine doses
in primary care
4,791,426
(+79,861 last 24 hours)



Commonwealth vaccine doses in
aged and disability facilities
465,047
(+3,871 last 24 hours)



4,047,553 (+70,477 past 24 hours)

Total vaccine doses administered in
State and Territory clinics as at 12 July

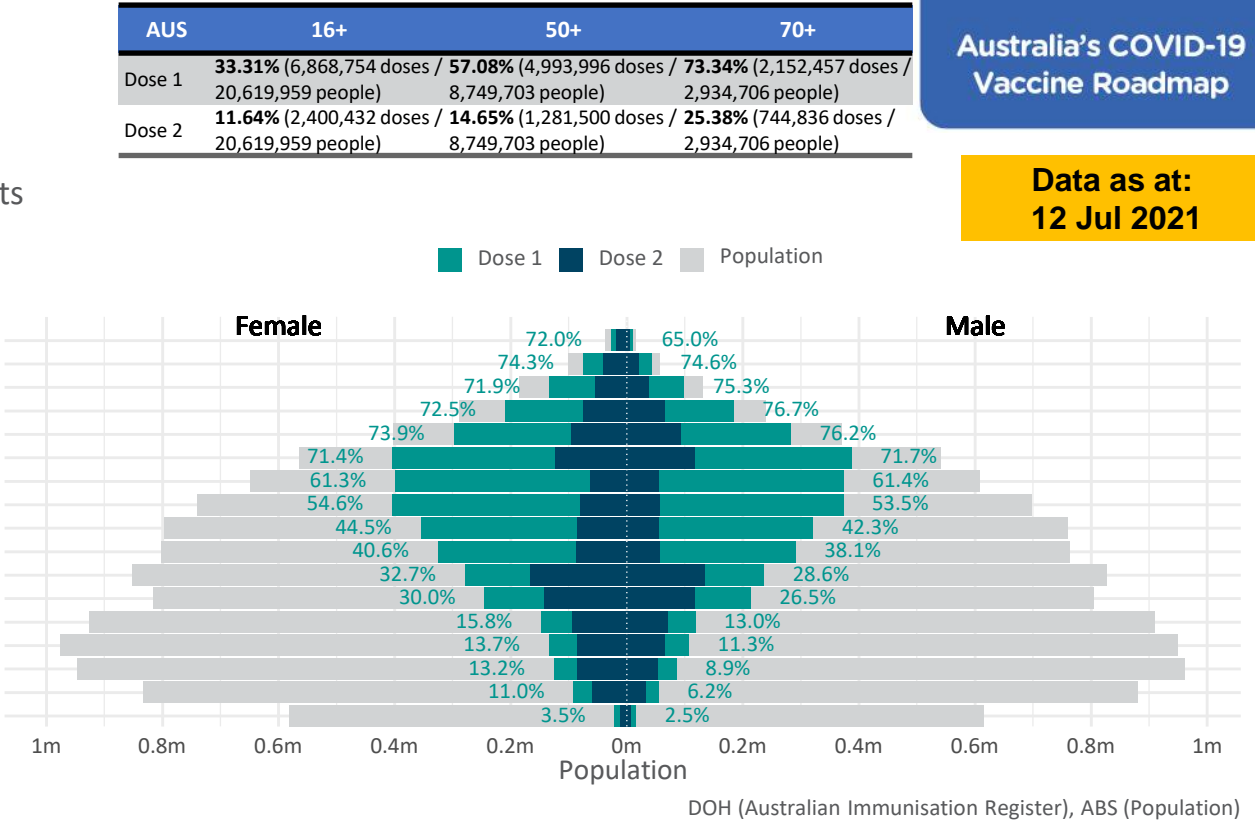


Data as at:
12 Jul 2021

Doses by age and sex

First and second doses by age and sex, using ABS age brackets

Age	Dose 1	Dose 2
95+	37,093 (70.1%)	23,354 (44.1%)
90-94	118,051 (74.5%)	59,990 (37.9%)
85-89	232,116 (73.4%)	93,193 (29.5%)
80-84	393,377 (74.4%)	139,535 (26.4%)
75-79	580,727 (75.1%)	189,289 (24.5%)
70-74	791,093 (71.6%)	239,475 (21.7%)
65-69	772,704 (61.4%)	118,083 (9.4%)
60-64	776,804 (54.1%)	134,742 (9.4%)
55-59	675,889 (43.4%)	140,046 (9.0%)
50-54	616,142 (39.4%)	143,793 (9.2%)
45-49	514,623 (30.7%)	299,278 (17.8%)
40-44	458,063 (28.3%)	258,270 (15.9%)
35-39	265,227 (14.5%)	163,230 (8.9%)
30-34	241,813 (12.6%)	150,512 (7.8%)
25-29	212,394 (11.1%)	139,252 (7.3%)
20-24	146,564 (8.6%)	90,727 (5.3%)
16-19	36,074 (3.0%)	17,663 (1.5%)



	AUS	ACT	NSW	NT	QLD	SA	TAS	VIC	WA
16 and over - dose 1	6,868,754	155,119	2,053,904	77,772	1,303,942	494,231	181,794	1,942,143	660,228
16 and over - dose 2	2,400,432	62,082	710,714	38,507	485,285	170,613	74,120	660,399	199,052
16 and over - population	20,619,959*	344,037	6,565,651	190,571	4,112,707	1,440,400	440,172	5,407,574	2,114,978
16 and over % with dose 1	33.31%	45.09%	31.28%	40.81%	31.71%	34.31%	41.30%	35.92%	31.22%
16 and over % with dose 2	11.64%	18.05%	10.82%	20.21%	11.80%	11.84%	16.84%	12.21%	9.41%
50 and over - dose 1	4,993,996	95,158	1,508,052	36,795	969,215	370,072	140,679	1,376,185	498,103
50 and over - dose 2	1,281,500	26,174	408,586	14,421	291,252	91,682	47,123	284,653	117,767
50 and over - population	8,749,703	127,802	2,807,793	62,280	1,758,855	674,384	220,036	2,211,211	885,370
50 and over % with dose 1	57.08%	74.46%	53.71%	59.08%	55.10%	54.88%	63.93%	62.24%	56.26%
50 and over % with dose 2	14.65%	20.48%	14.55%	23.16%	16.56%	13.59%	21.42%	12.87%	13.30%
70 and over - dose 1	2,152,457	36,558	679,814	8,875	428,840	173,465	60,946	559,430	204,616
70 and over - dose 2	744,836	14,709	236,602	4,737	162,924	56,791	26,078	175,055	68,023
70 and over - population	2,934,706	39,946	962,606	12,343	577,767	240,514	77,155	763,519	280,281
70 and over % with dose 1	73.34%	91.52%	70.62%	71.90%	74.22%	72.12%	78.99%	73.27%	73.00%
70 and over % with dose 2	25.38%	36.82%	24.58%	38.38%	28.20%	23.61%	33.80%	22.93%	24.27%

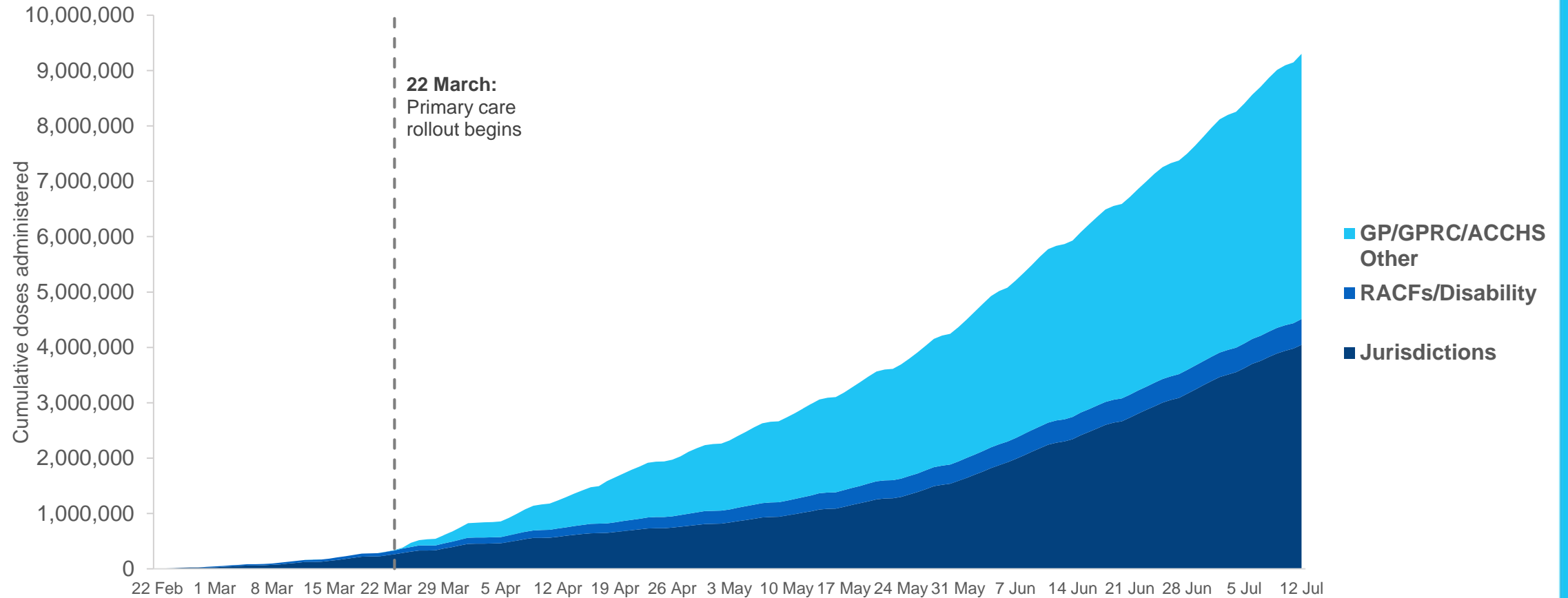
*National population will not equal sum of listed jurisdictions due to a small number of people counted in national population residing in some 'other' territories

Cumulative doses administered by channel

Data as at:
12 Jul 2021

Australia's COVID-19
Vaccine Roadmap

Cumulative doses administered (12 July): **9,304,026**



Source: Department of Health
Data as at 12 July

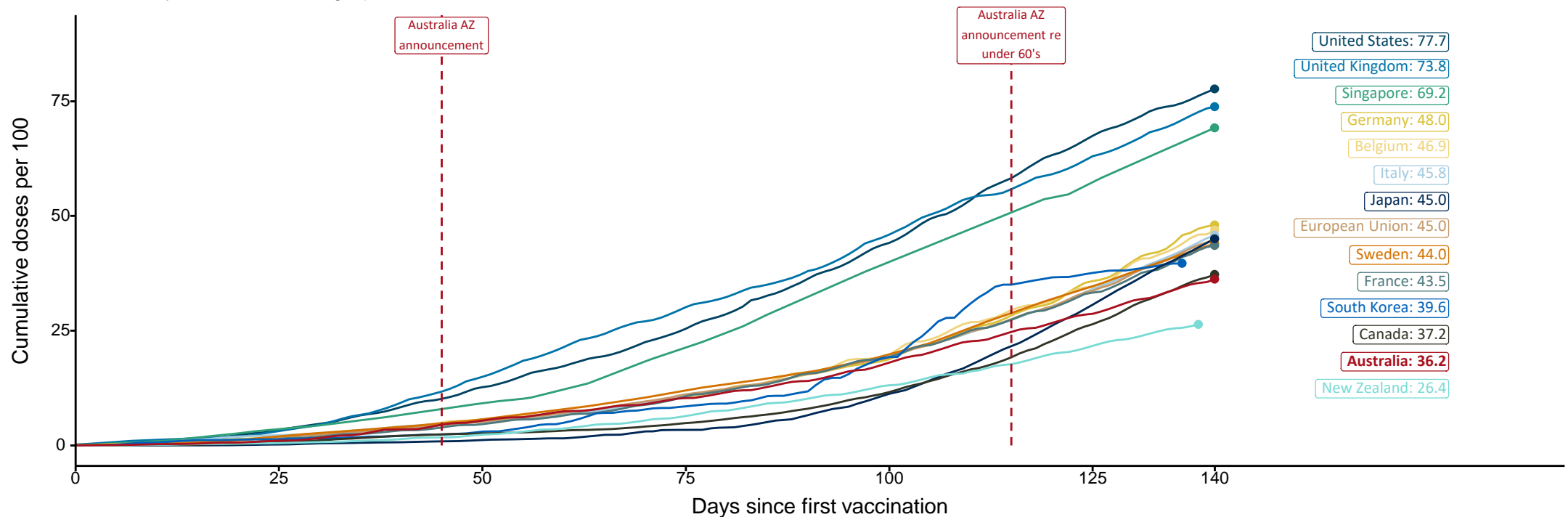
International comparisons at equivalent stages of rollout (Day 140)

Data as at:
12 Jul 2021

Australia's COVID-19
Vaccine Roadmap

Cumulative doses administered (12 Jul): **9,304,026**

The x-axis is truncated at the length of Australia's vaccination program. Countries with intermittent reporting have had their doses per 100 imputed to Australia's current stage of rollout. Israel excluded as it is beyond scale of the graph.



Source: Department of Health (Australia), Our World in Data (international)
Latest data: 12 July

Data as at:
12 Jul 2021

Commonwealth aged care doses administered



Aged care and residential
disability doses administered

250,589

First doses

214,458

Second doses

Residential aged care
facilities

2,566

Sites visited for first doses

2,566

Sites visited for second doses



465,047

(+3,871 last 24 hours)

Total vaccine doses administered in aged
care and disability facilities as at 12 July

Number of doses administered as part of the Commonwealth aged and disability care rollout

NSW

148,142

(+1,986 last
24 hours)

VIC

127,437

(+475 last
24 hours)

QLD

85,226

(+387 last
24 hours)

WA

41,153

(+201 last
24 hours)

TAS

13,973

(+413 last
24 hours)

SA

38,318

(+285 last
24 hours)

ACT

7,583

(+45 last
24 hours)

NT

3,215

(+79 last
24 hours)

Data as at:
12 Jul 2021

Commonwealth primary care doses administered



Primary Care vaccine administration sites*

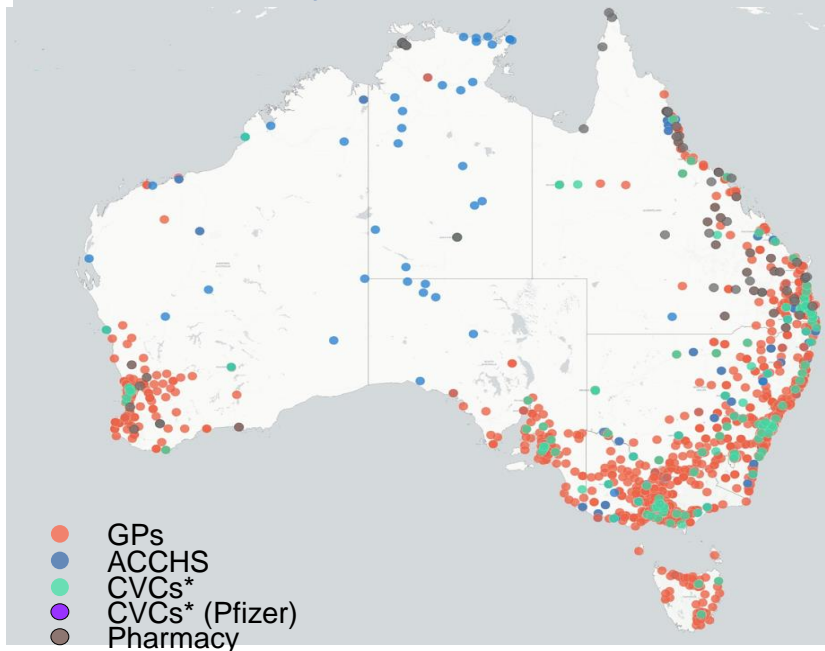
5,120	136	109	158	65
GPs	CVCs	CVCs (Pfizer)	ACCHS	Pharmacy



4,791,426 (+79,861 last 24 hours)

Total vaccine doses administered in primary care settings as at 12 July

Primary Care vaccine administration sites as at week of 12 July



Number of doses administered as part of the Commonwealth primary care rollout

NSW
1,541,195
(+32,263 last 24 hours)

VIC
1,218,162
(+17,150 last 24 hours)

QLD
1,005,559
(+15,738 last 24 hours)

WA
448,536
(+6,236 last 24 hours)

TAS
113,192
(+1,399 last 24 hours)

SA
343,518
(+4,724 last 24 hours)

ACT
83,711
(+1,572 last 24 hours)

NT
37,553
(+779 last 24 hours)