



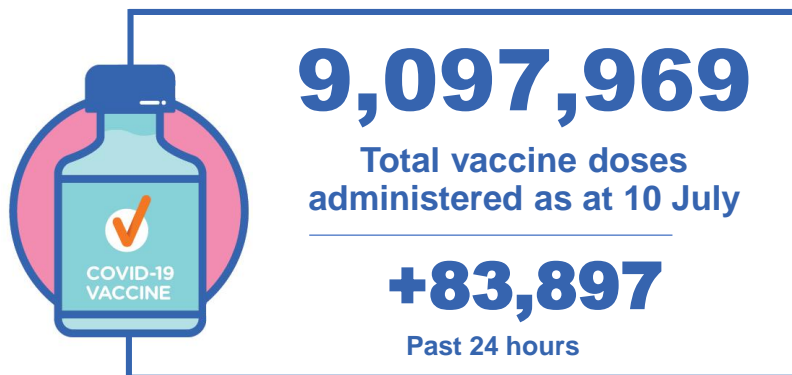
**Australian Government**  
**Operation COVID Shield**

# COVID-19 Vaccine Roll-out

11 July 2021

Data as at:  
10 Jul 2021

# Total vaccine doses



Commonwealth vaccine doses

**5,158,191**  
(+36,711 last 24 hours)



Commonwealth vaccine doses  
in primary care

**4,697,520**  
(+35,932 last 24 hours)



Commonwealth vaccine doses in  
aged and disability facilities

**460,671**  
(+779 last 24 hours)



**3,939,778** (+47,186 past 24 hours)

Total vaccine doses administered in  
State and Territory clinics as at 10 July



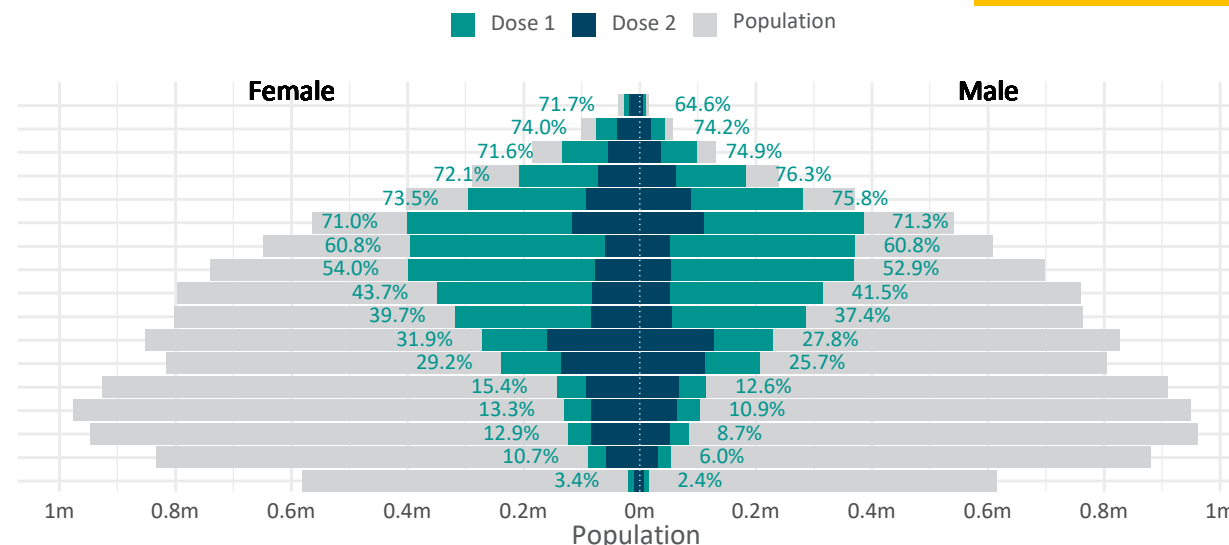
# Doses by age and sex

First and second doses by age and sex, using ABS age brackets

Australia's COVID-19  
Vaccine Roadmap

Data as at:  
10 Jul 2021

Age	Dose 1	Dose 2
95+	36,896 (69.7%)	22,988 (43.4%)
90-94	117,482 (74.2%)	58,538 (36.9%)
85-89	230,870 (73.0%)	89,771 (28.4%)
80-84	391,288 (74.0%)	133,043 (25.2%)
75-79	577,544 (74.6%)	179,210 (23.2%)
70-74	786,634 (71.2%)	226,492 (20.5%)
65-69	766,107 (60.9%)	111,466 (8.9%)
60-64	768,338 (53.5%)	128,651 (9.0%)
55-59	664,168 (42.7%)	133,815 (8.6%)
50-54	603,915 (38.6%)	137,872 (8.8%)
45-49	501,564 (29.9%)	286,557 (17.1%)
40-44	444,905 (27.5%)	246,373 (15.2%)
35-39	257,581 (14.0%)	159,315 (8.7%)
30-34	234,849 (12.2%)	147,105 (7.6%)
25-29	207,103 (10.9%)	136,599 (7.2%)
20-24	142,371 (8.3%)	88,677 (5.2%)
16-19	34,546 (2.9%)	17,041 (1.4%)



DOH (Australian Immunisation Register), ABS (Population)

	AUS	ACT	NSW	NT	QLD	SA	TAS	VIC	WA
16 and over - dose 1	6,766,161	151,602	2,008,345	76,833	1,290,745	488,230	178,928	1,921,080	650,759
16 and over - dose 2	2,303,513	58,931	683,667	37,358	467,536	162,764	71,700	630,774	191,117
16 and over - population	20,619,959*	344,037	6,565,651	190,571	4,112,707	1,440,400	440,172	5,407,574	2,114,978
16 and over % with dose 1	32.81%	44.07%	30.59%	40.32%	31.38%	33.90%	40.65%	35.53%	30.77%
16 and over % with dose 2	11.17%	17.13%	10.41%	19.60%	11.37%	11.30%	16.29%	11.66%	9.04%
50 and over - dose 1	4,943,242	93,308	1,486,136	36,487	961,762	366,561	139,478	1,366,189	493,573
50 and over - dose 2	1,221,846	24,780	388,494	13,849	278,912	87,509	45,470	270,595	112,392
50 and over - population	8,749,703	127,802	2,807,793	62,280	1,758,855	674,384	220,036	2,211,211	885,370
50 and over % with dose 1	56.50%	73.01%	52.93%	58.59%	54.68%	54.35%	63.39%	61.78%	55.75%
50 and over % with dose 2	13.96%	19.39%	13.84%	22.24%	15.86%	12.98%	20.66%	12.24%	12.69%
70 and over - dose 1	2,140,714	36,349	674,583	8,814	426,787	172,604	60,634	557,288	203,741
70 and over - dose 2	710,042	13,887	224,969	4,539	155,762	54,555	25,080	166,458	64,875
70 and over - population	2,934,706	39,946	962,606	12,343	577,767	240,514	77,155	763,519	280,281
70 and over % with dose 1	72.94%	91.00%	70.08%	71.41%	73.87%	71.76%	78.59%	72.99%	72.69%
70 and over % with dose 2	24.19%	34.76%	23.37%	36.77%	26.96%	22.68%	32.51%	21.80%	23.15%

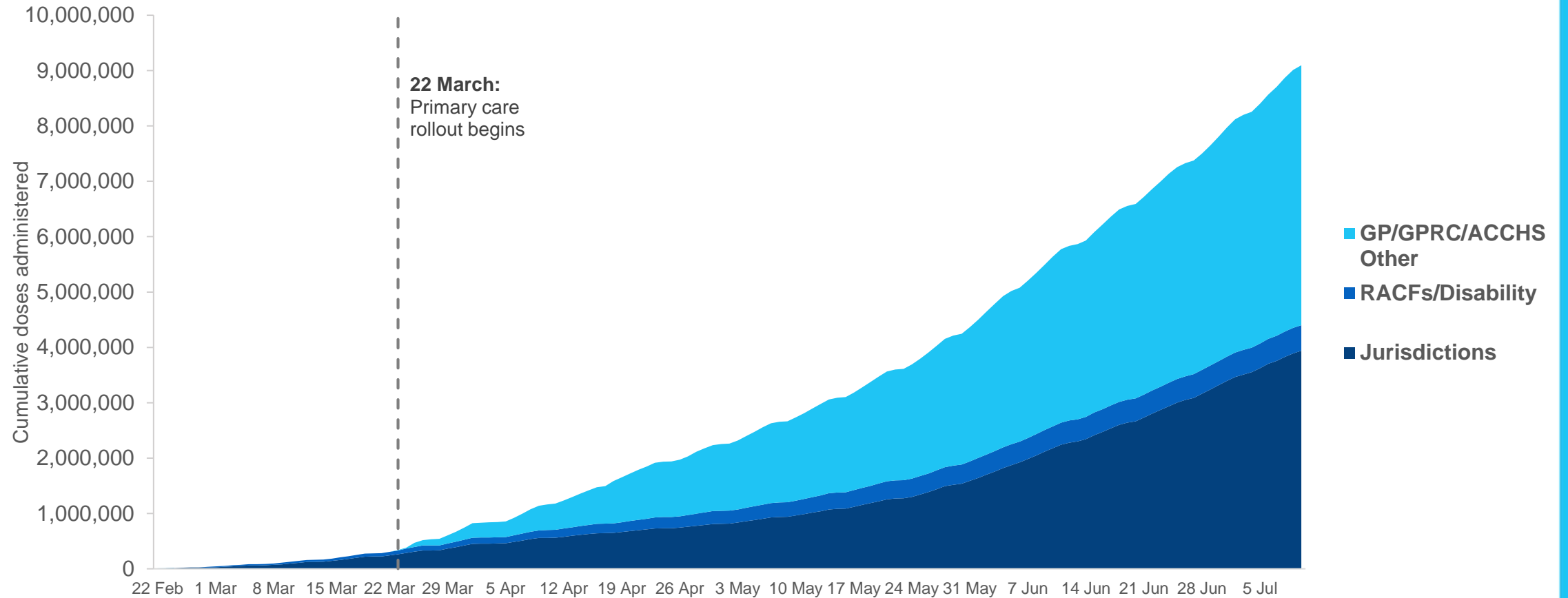
\*National population will not equal sum of listed jurisdictions due to a small number of people counted in national population residing in some 'other' territories

# Cumulative doses administered by channel

Data as at:  
10 Jul 2021

Australia's COVID-19  
Vaccine Roadmap

Cumulative doses administered (10 July): **9,097,969**



Source: Department of Health  
Data as at 10 July

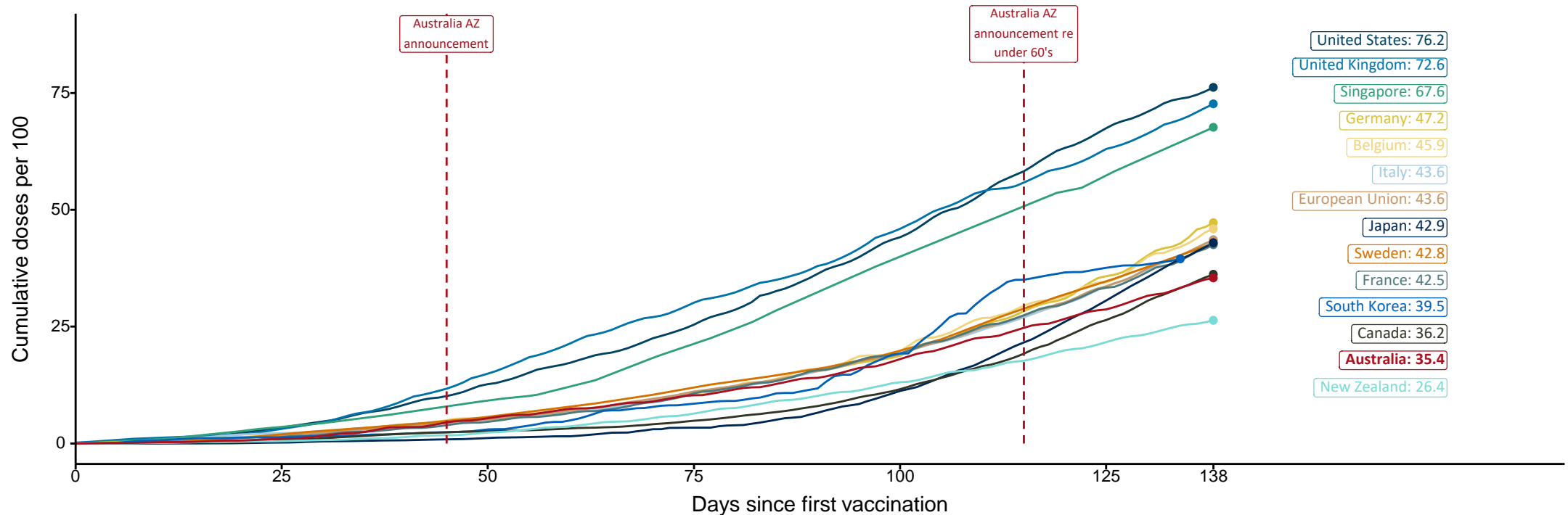
# International comparisons at equivalent stages of rollout (Day 138)

Data as at:  
10 Jul 2021

Australia's COVID-19  
Vaccine Roadmap

Cumulative doses administered (10 Jul): **9,097,969**

The x-axis is truncated at the length of Australia's vaccination program. Countries with intermittent reporting have had their doses per 100 imputed to Australia's current stage of rollout. Israel excluded as it is beyond scale of the graph.



Source: Department of Health (Australia), Our World in Data (international)  
Latest data: 10 July

Data as at:  
10 Jul 2021

# Commonwealth aged care doses administered



Aged care and residential  
disability doses administered

**247,066**

First doses

**213,605**

Second doses

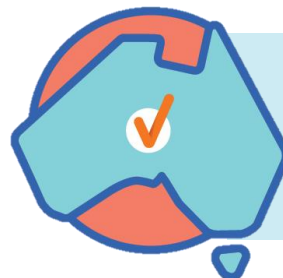
Residential aged care  
facilities

**2,566**

Sites visited for first doses

**2,566**

Sites visited for second doses



**460,671**

(+779 last 24 hours)

Total vaccine doses administered in aged  
care and disability facilities as at 10 July

Number of doses administered as part of the Commonwealth aged and disability care rollout

**NSW**  
**145,651**

(+652 last  
24 hours)

**VIC**  
**126,962**

(+0 last  
24 hours)

**QLD**  
**84,839**

(+127 last  
24 hours)

**WA**  
**40,952**

(+0 last  
24 hours)

**TAS**  
**13,560**

(+0 last  
24 hours)

**SA**  
**38,033**

(+0 last  
24 hours)

**ACT**  
**7,538**

(+0 last  
24 hours)

**NT**  
**3,136**

(+0 last  
24 hours)

Data as at:  
10 Jul 2021

# Commonwealth primary care doses administered



## Primary Care vaccine administration sites\*

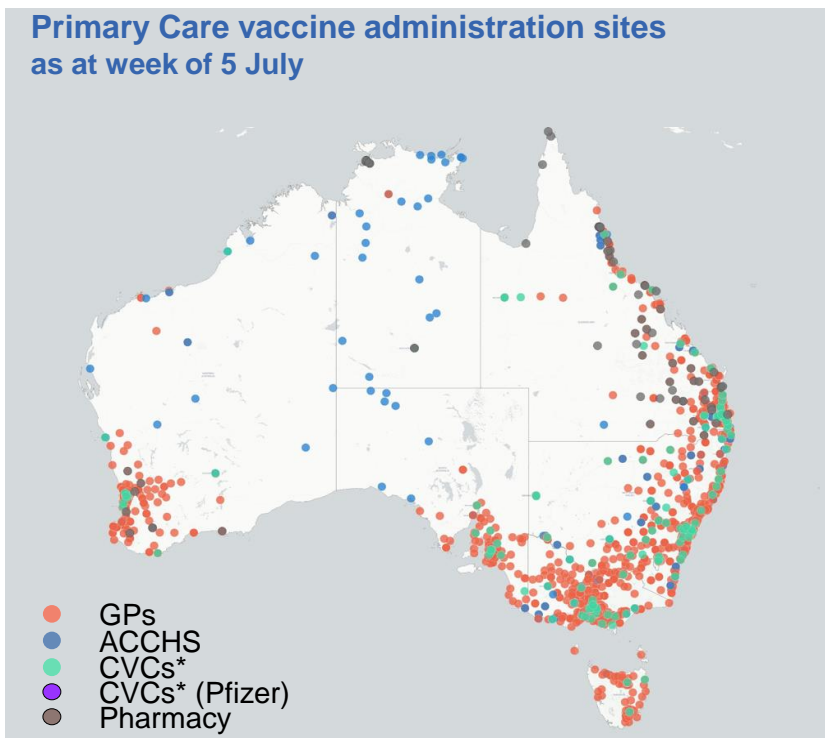
5,115	135	62	158	65
GPs	CVCs	CVCs (Pfizer)	ACCHS	Pharmacy



**4,697,520** (+35,932 last 24 hours)

Total vaccine doses administered in primary care settings as at 10 July

## Primary Care vaccine administration sites as at week of 5 July



Number of doses administered as part of the Commonwealth primary care rollout

**NSW**  
**1,504,979**  
(+13,101 last 24 hours)

**VIC**  
**1,197,080**  
(+7,868 last 24 hours)

**QLD**  
**986,981**  
(+5,887 last 24 hours)

**WA**  
**440,717**  
(+4,216 last 24 hours)

**TAS**  
**111,246**  
(+1,322 last 24 hours)

**SA**  
**338,171**  
(+2,303 last 24 hours)

**ACT**  
**81,574**  
(+1,000 last 24 hours)

**NT**  
**36,772**  
(+235 last 24 hours)