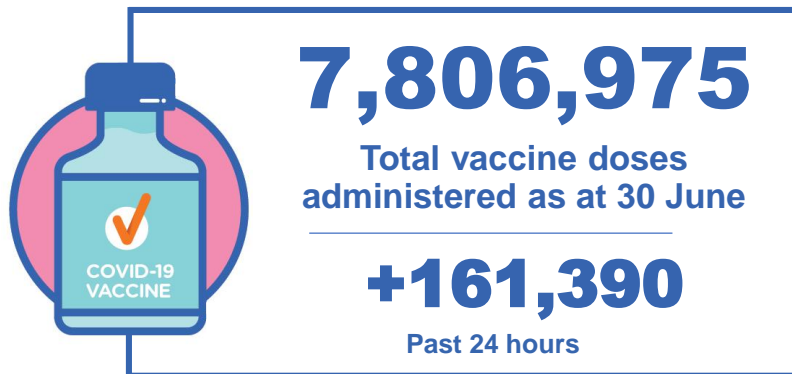


COVID-19 Vaccine Roll-out

01 July 2021

Data as at:
30 Jun 2021

Total vaccine doses



3,315,749 (+78,358 past 24 hours)

Total vaccine doses administered in State and Territory clinics as at 30 June

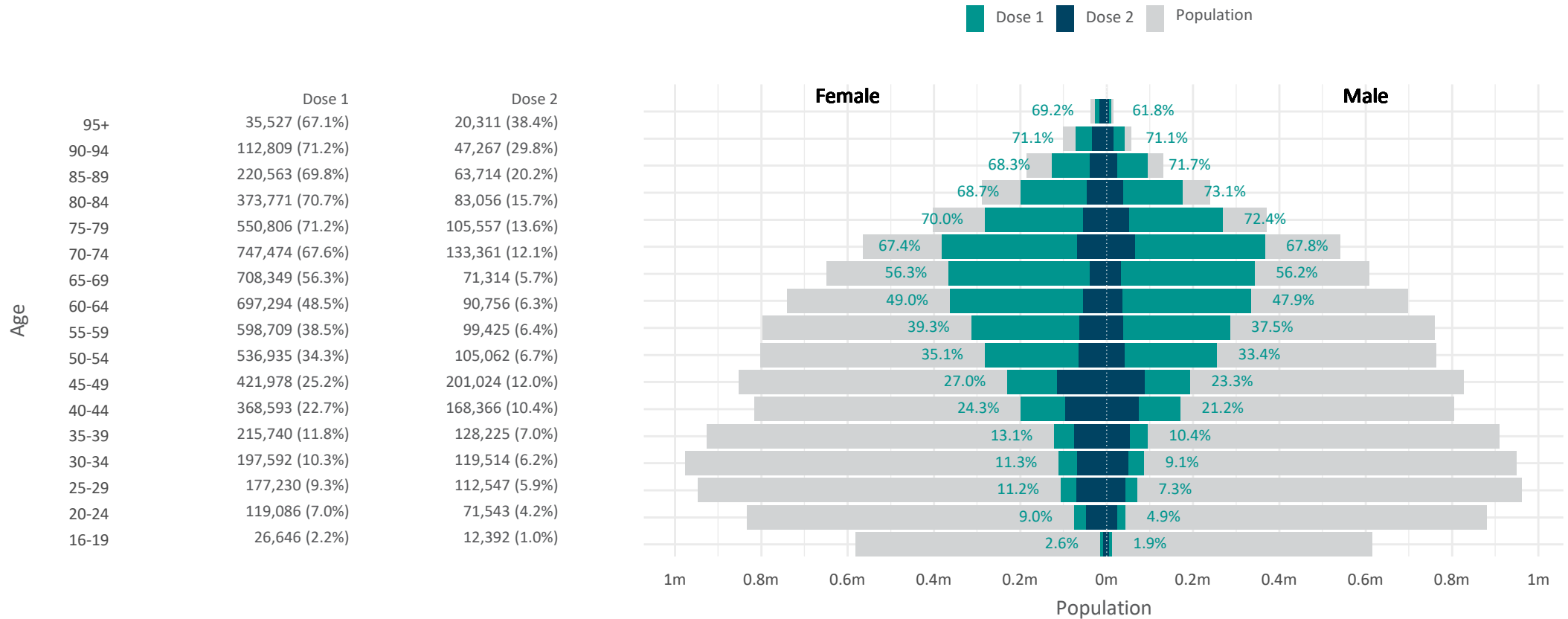


Data as at:
30 Jun 2021

Doses by age and sex

AUS	16+	50+	70+
Dose 1	29.63% (6,109,102 doses / 20,619,959 people)	52.37% (4,582,237 doses / 8,749,703 people)	69.55% (2,040,950 doses / 2,934,706 people)
Dose 2	7.92% (1,633,434 doses / 20,619,959 people)	9.37% (819,823 doses / 8,749,703 people)	15.45% (453,266 doses / 2,934,706 people)

First and second doses by age and sex, using ABS age brackets



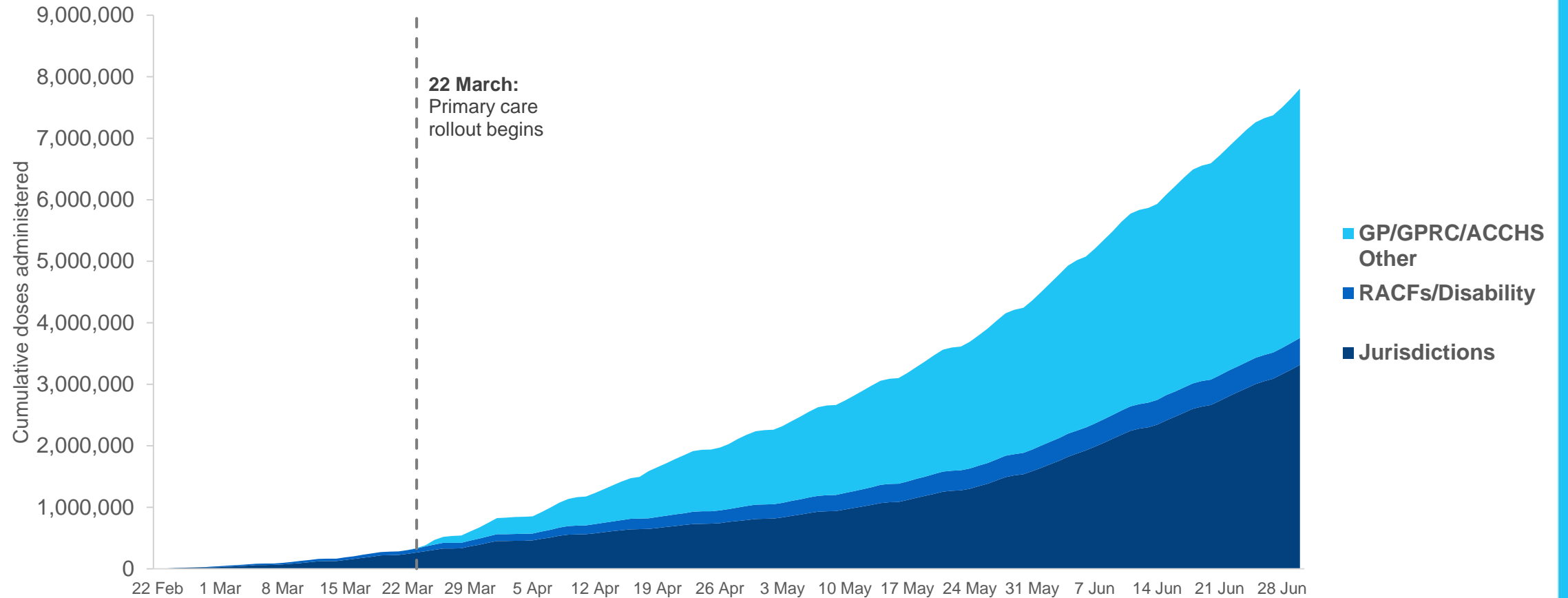
DOH (Australian Immunisation Register), ABS (Population)

Please note that this slide utilises AIR data and may not align with data from other sources.

Cumulative doses administered by channel

Data as at:
30 Jun 2021

Cumulative doses administered (30 June): **7,806,975**



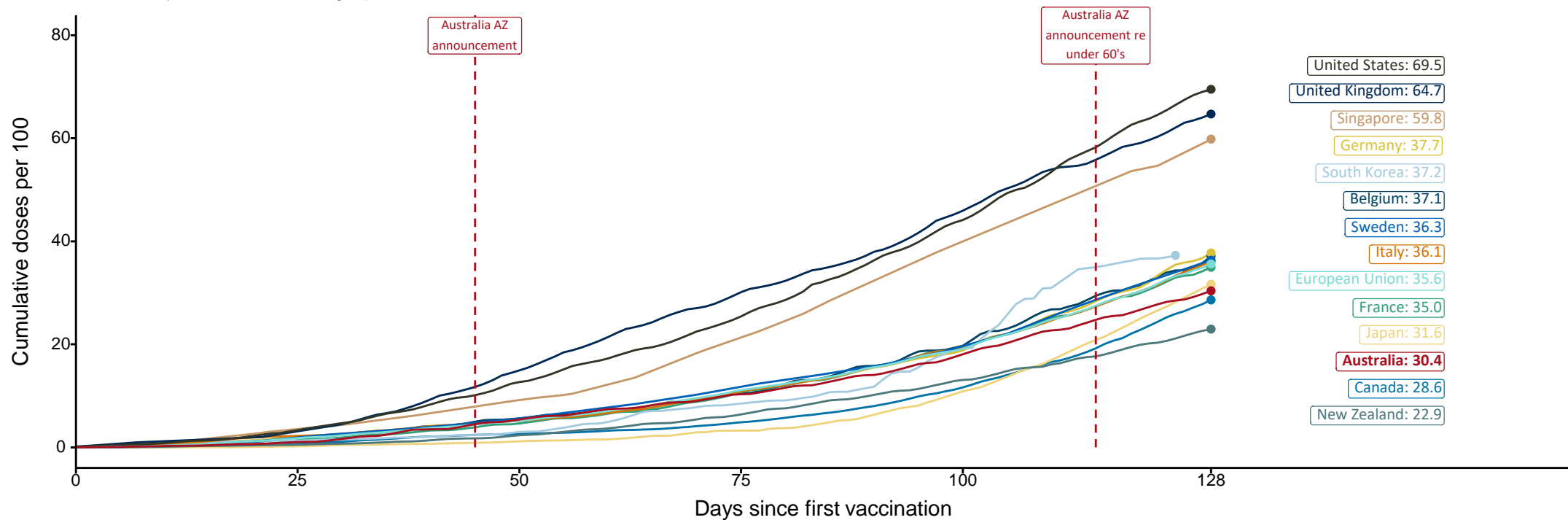
Source: Department of Health
Data as at 30 June

International comparisons at equivalent stages of rollout (Day 128)

Data as at: 30 Jun 2021

Cumulative doses administered (30 Jun): 7,806,975

The x-axis is truncated at the length of Australia's vaccination program. Countries with intermittent reporting have had their doses per 100 imputed to Australia's current stage of rollout. Israel excluded as it is beyond scale of the graph



Source: Department of Health (Australia), Our World in Data (international)
Latest data: 30 June

Data as at:
30 Jun 2021

Commonwealth aged care doses administered



Aged care and residential
disability doses administered

230,986

First doses

204,226

Second doses

Residential aged care
facilities

2,566

Sites visited for first doses

2,561

Sites visited for second doses



435,212

(+2,569 last 24 hours)

Total vaccine doses administered in aged
care and disability facilities as at 30 June

Number of doses administered as part of the Commonwealth aged and disability care rollout

NSW
135,602

(+774 last
24 hours)

VIC
119,936

(+562 last
24 hours)

QLD
82,314

(+566 last
24 hours)

WA
38,721

(+232 last
24 hours)

TAS
12,562

(+117 last
24 hours)

SA
35,988

(+246 last
24 hours)

ACT
7,395

(+18 last
24 hours)

NT
2,694

(+54 last
24 hours)

Data as at:
30 Jun 2021

Commonwealth primary care doses administered



Primary Care vaccine administration sites*

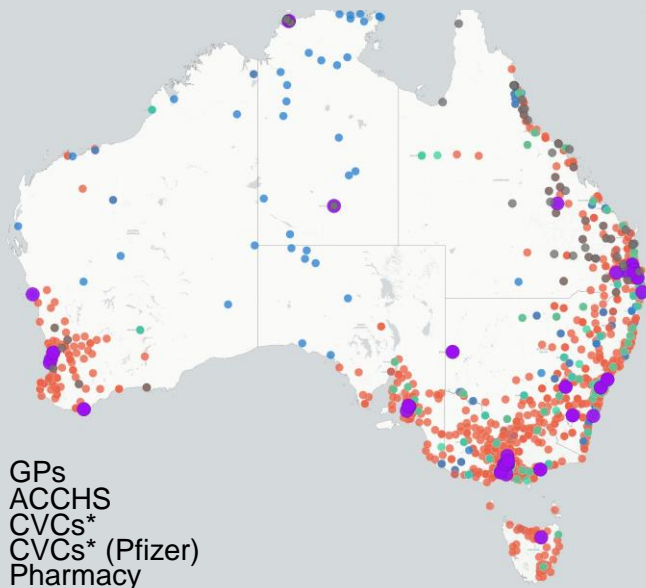
5,083	136	35	158	49
GPs	CVCs	CVCs (Pfizer)	ACCHS	Pharmacy



4,056,014 (+80,463 last 24 hours)

Total vaccine doses administered in primary care settings as at 30 June

Primary Care vaccine administration sites as at week of 28 June



- GPs
- ACCHS
- CVCs*
- CVCs* (Pfizer)
- Pharmacy

Number of doses administered as part of the Commonwealth primary care rollout

NSW
1,272,741
(+26,973 last 24 hours)

VIC
1,064,586
(+16,269 last 24 hours)

QLD
846,425
(+20,034 last 24 hours)

WA
381,942
(+6,867 last 24 hours)

TAS
96,673
(+1,687 last 24 hours)

SA
293,017
(+6,283 last 24 hours)

ACT
70,778
(+1,211 last 24 hours)

NT
29,852
(+1,139 last 24 hours)