



CURRENT STATUS OF CONFIRMED CASES

30,905

Total cases

910

Total deaths

513

Active cases

13

CURRENT CASES
INTENSIVE CARE UNITS (ICU)

ACT	NSW	NT	QLD	SA	TAS	VIC	WA
0	11	0	1	0	0	0	1

92

CURRENT CASES
ADMITTED TO HOSPITALS

ACT	NSW	NT	QLD	SA	TAS	VIC	WA
0	29	9	49	1	0	3	1

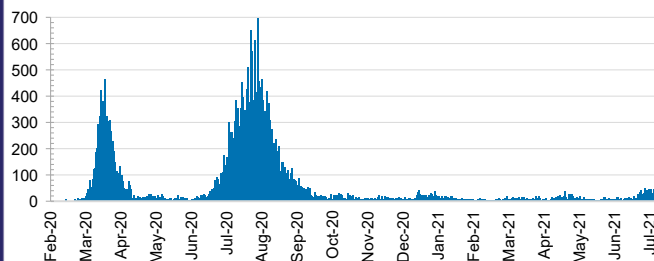
21,633,133

0.1% POSITIVE

TOTAL TESTS
CONDUCTED

ACT	NSW	NT	QLD
246,905	7,335,119	264,660	3,020,431
POSITIVE	POSITIVE	POSITIVE	POSITIVE
0.1%	0.1%	0.1%	0.1%
SA	TAS	VIC	WA
1,630,287	267,011	7,458,755	1,409,965
POSITIVE	POSITIVE	POSITIVE	POSITIVE
0.0%	0.1%	0.3%	0.1%

DAILY NUMBER OF REPORTED CASES

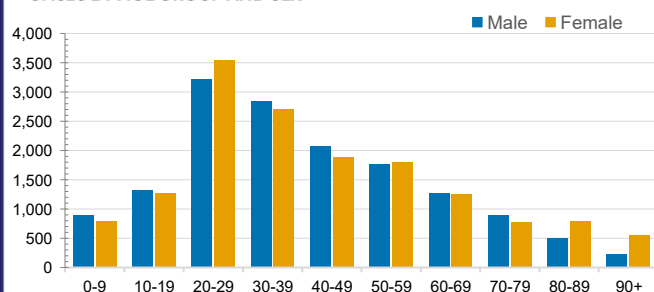


CASES IN AGED CARE SERVICES

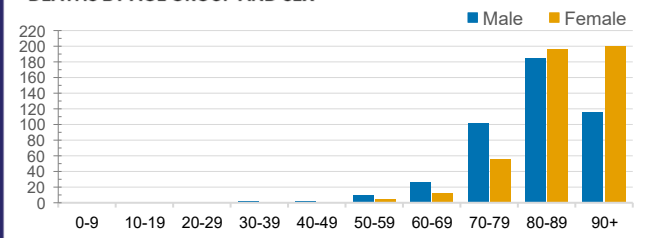
Confirmed Cases	Australia	ACT	NSW	NT	QLD	SA	TAS	VIC	WA
Residential Care Recipients	2060 [1366] (685)	0	67 [33] (28)	0	1 (1)	0	1 (1)	1991 [1333] (655)	0
In Home Care Recipients	82 [73] (8)	0	14 [13] (1)	0	8 [8] (0)	1 [1] (0)	5 [3] (2)	53 [48] (5)	1 (1)

Cases in care recipients [recovered] (deaths)

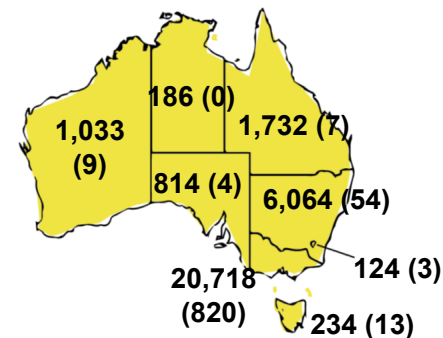
CASES BY AGE GROUP AND SEX



DEATHS BY AGE GROUP AND SEX

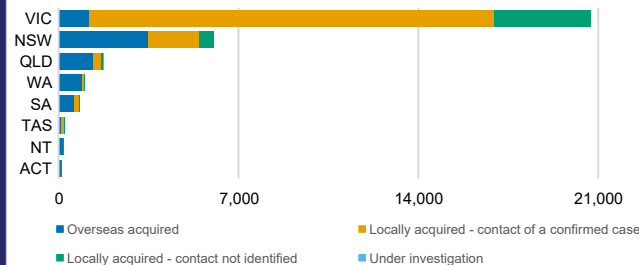


CASES (DEATHS) BY STATE AND TERRITORIES



CASES BY SOURCE OF INFECTION

Australia (% of all confirmed cases)



PUBLIC HEALTH RESPONSE MEASURE

Proportion of total cases under investigation

