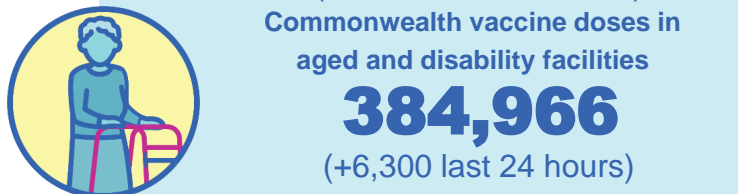
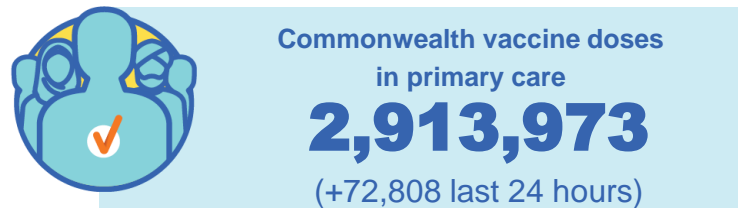
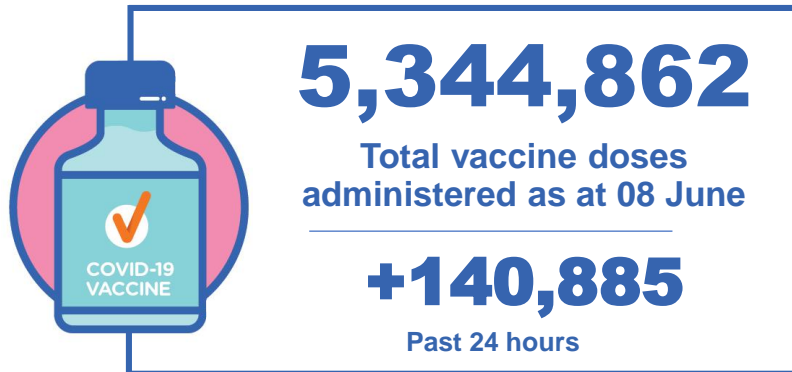


COVID-19 Vaccine Roll-out

09 June 2021

Data as at:
08 Jun 2021

Total vaccine doses



2,045,923 (+61,777 past 24 hours)

Total vaccine doses administered in State and Territory clinics as at 08 June

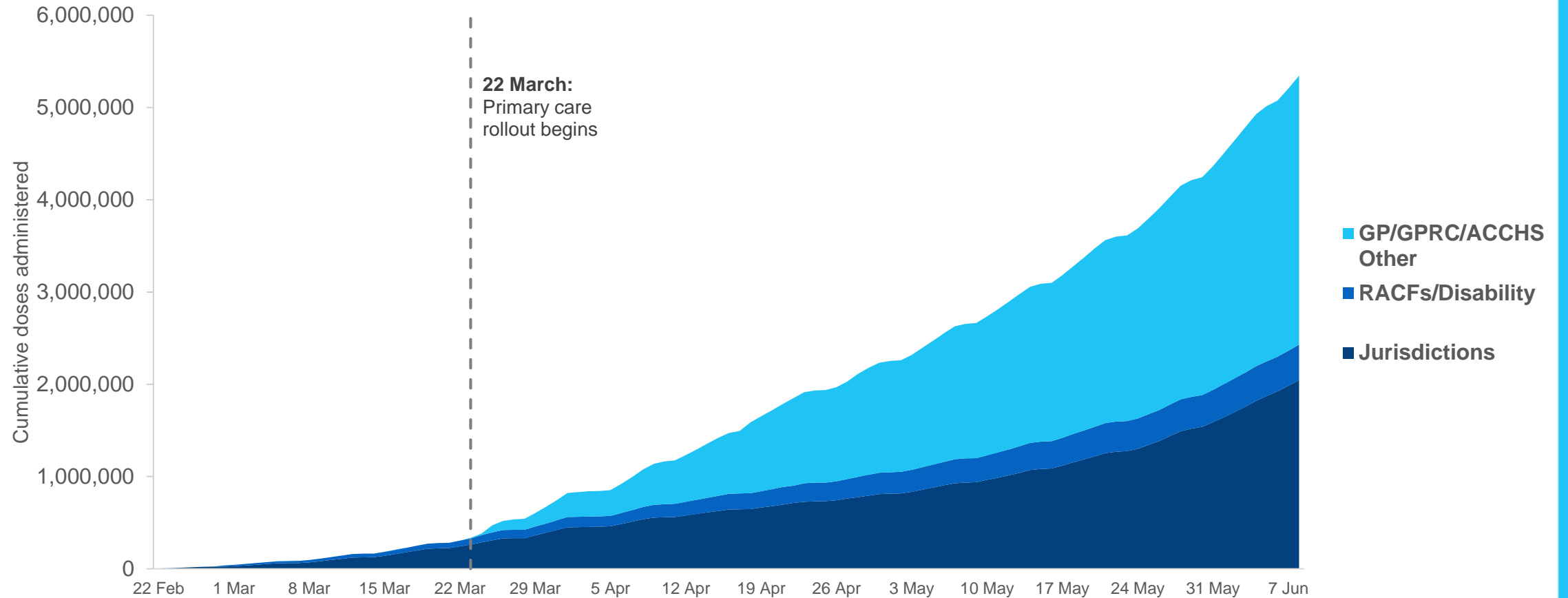


* Source: Australian Immunisation Register and self reported data. Numbers are calculated as differences in daily cumulative reported numbers to allow for historical corrections in all self-reported data sources.

Cumulative doses administered by channel

Data as at:
08 Jun 2021

Cumulative doses administered (08 June): **5,344,862**



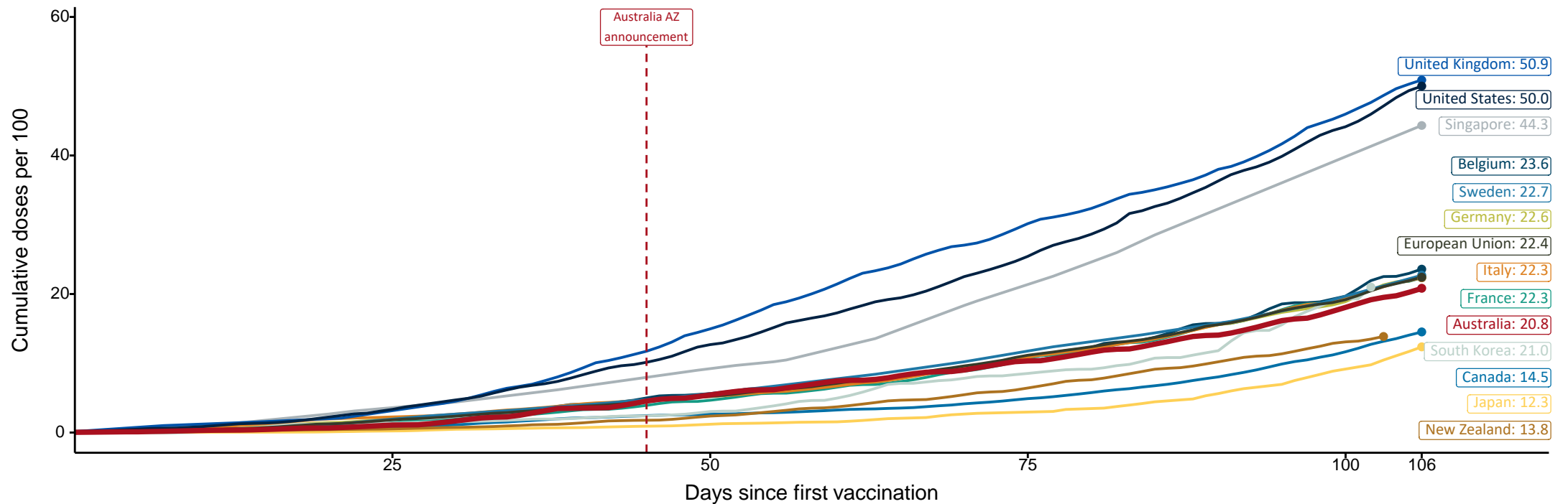
Source: Department of Health
Data as at 08 June

International comparisons at equivalent stages of rollout (Day 106)

Data as at: 08 Jun 2021

Cumulative doses administered (08 Jun): **5,344,862**

The x-axis is truncated at the length of Australia's vaccination program. Countries with intermittent reporting have had their doses per 100 imputed to Australia's current stage of rollout. Israel excluded as it is beyond scale of the graph.



Source: Department of Health (Australia), Our World in Data (international)
Latest data: 08 June

Data as at:
08 Jun 2021

Commonwealth aged care doses administered



Aged care and residential
disability doses administered

208,932

First doses

176,034

Second doses

Residential aged care
facilities

2,564

Sites visited for first doses

2,259

Sites visited for second doses



384,966

(+6,300 last 24 hours)

Total vaccine doses administered in aged
care and disability facilities as at 08 June

Number of doses administered as part of the Commonwealth aged and disability care rollout

NSW
126,749

(+792 last
24 hours)

VIC
97,775

(+3,053 last
24 hours)

QLD
75,538

(+908 last
24 hours)

WA
33,976

(+489 last
24 hours)

TAS
10,898

(+149 last
24 hours)

SA
31,134

(+730 last
24 hours)

ACT
6,555

(+120 last
24 hours)

NT
2,341

(+59 last
24 hours)

Data as at:
08 Jun 2021

Commonwealth primary care doses administered



Primary Care vaccine administration sites*

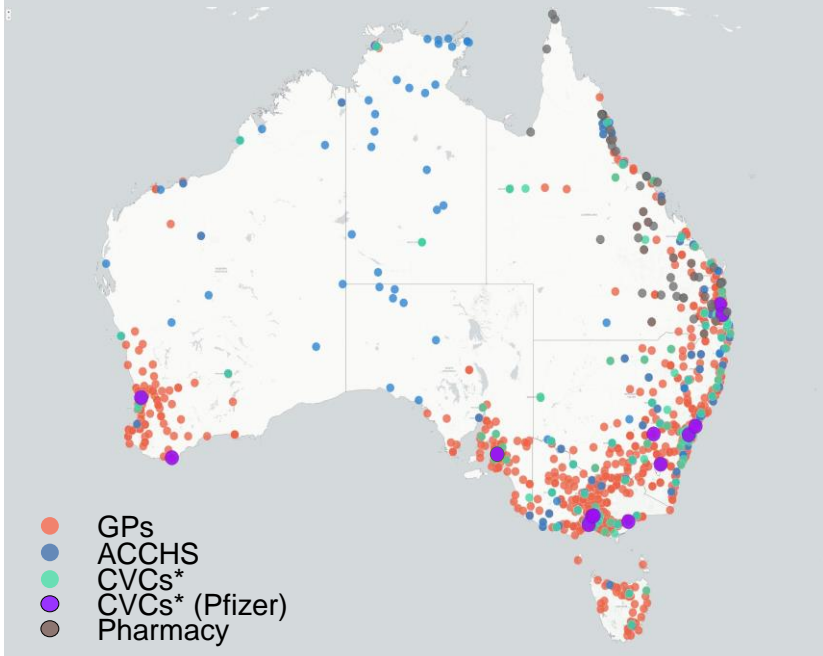
4,395	136	14	157	49
GPs	CVCs	CVCs (Pfizer)	ACCHS	Pharmacy



2,913,973 (+72,808 last 24 hours)

Total vaccine doses administered in
primary care settings as at 08 June

Primary Care vaccine administration sites as at week of 7 June



Number of doses administered as part of the Commonwealth primary care rollout

NSW
919,323
(+22,618 last
24 hours)

VIC
763,046
(+22,328 last
24 hours)

QLD
604,491
(+13,701 last
24 hours)

WA
278,801
(+5,810 last
24 hours)

TAS
70,123
(+1,668 last
24 hours)

SA
208,946
(+5,185 last
24 hours)

ACT
51,523
(+940 last
24 hours)

NT
17,720
(+558 last
24 hours)