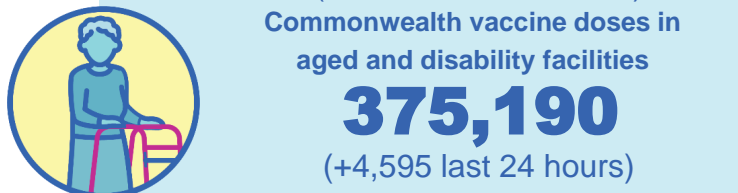
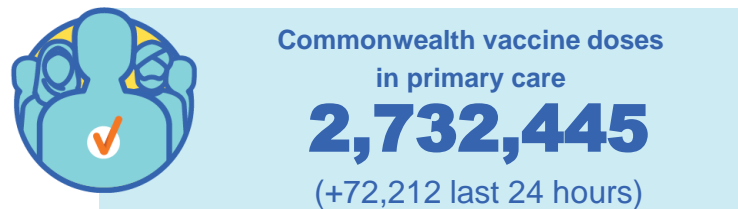
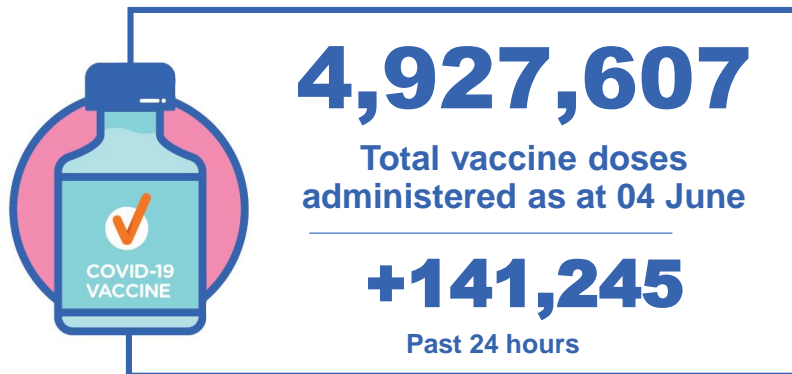


COVID-19 Vaccine Roll-out

05 June 2021

Data as at:
04 Jun 2021

Total vaccine doses



1,819,972 (+64,438 past 24 hours)

Total vaccine doses administered in State and Territory clinics as at 04 June

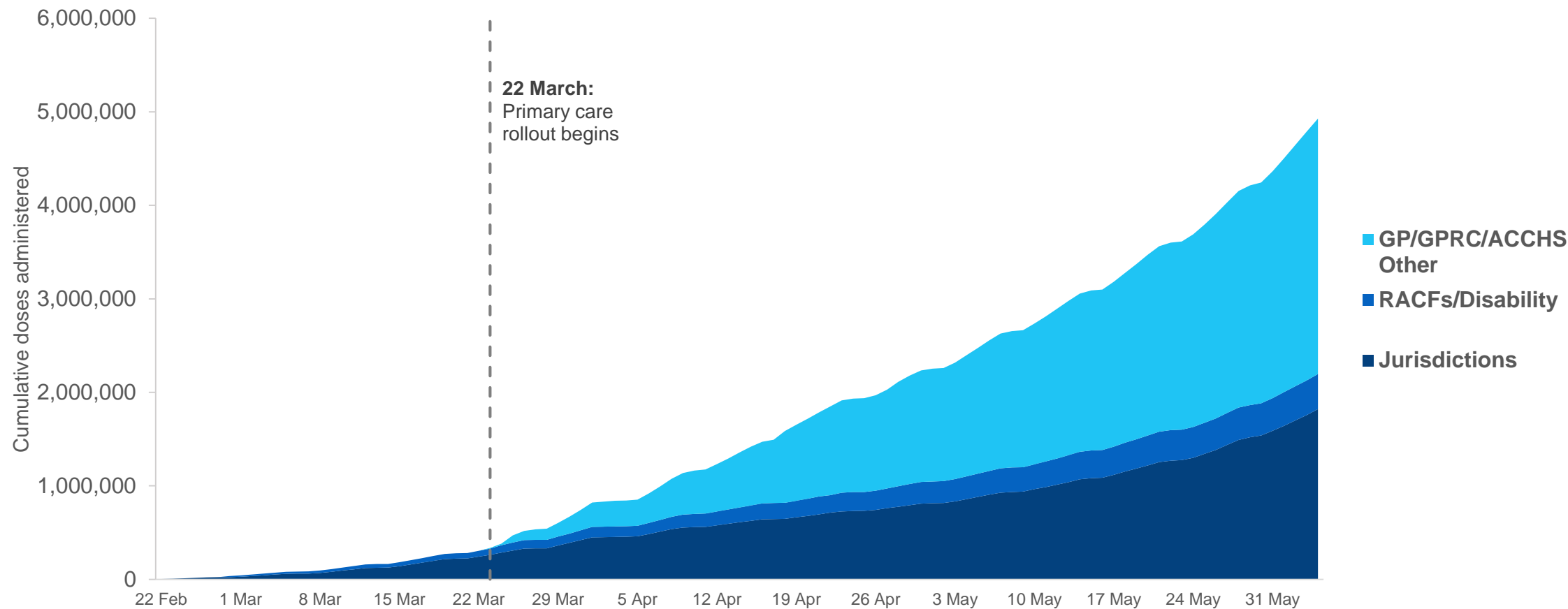


* Source: Australian Immunisation Register and self reported data. Numbers are calculated as differences in daily cumulative reported numbers to allow for historical corrections in all self-reported data sources. Tasmanian Jurisdictional self-reported data includes 1,367 increase in the last 24 hours, 978 vaccinations for the 3rd June and 137 as a result of data corrections.

Cumulative doses administered by channel

Data as at:
04 Jun 2021

Cumulative doses administered (04 June): **4,927,607**



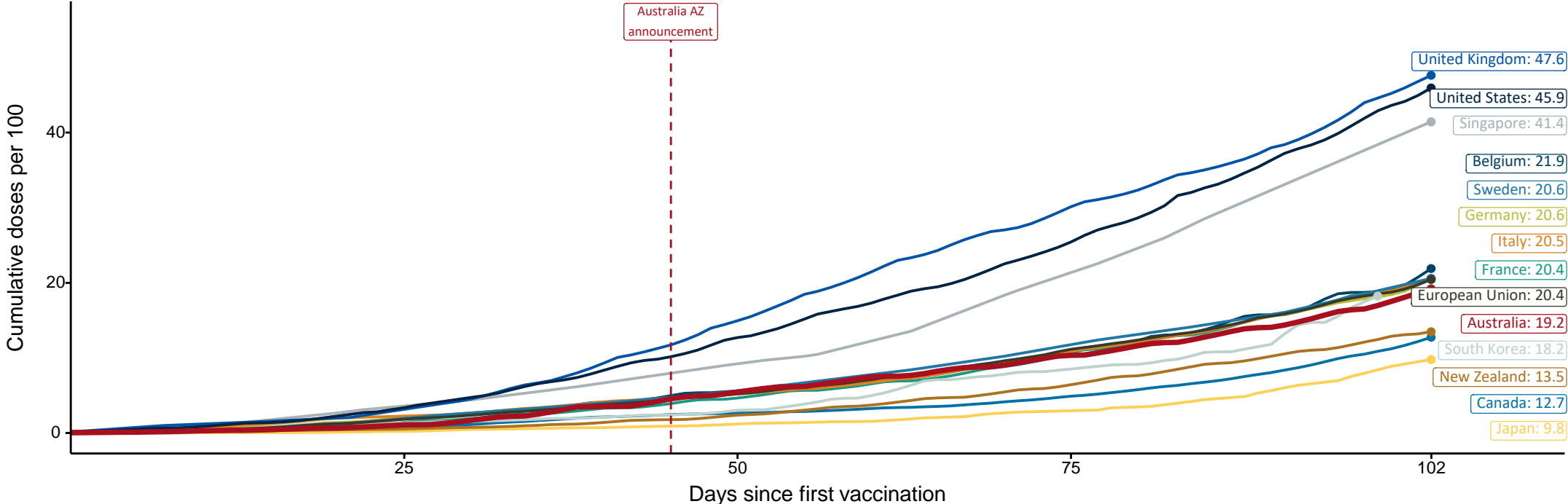
Source: Department of Health
Data as at 04 June

Data as at:
04 Jun 2021

International comparisons at equivalent stages of rollout (Day 102)

Cumulative doses administered (04 Jun): **4,927,607**

The x-axis is truncated at the length of Australia's vaccination program. Countries with intermittent reporting have had their doses per 100 imputed to Australia's current stage of rollout. Israel excluded as it is beyond scale of the graph.



Source: Department of Health (Australia), Our World in Data (international)
Latest data: 04 June

Data as at:
04 Jun 2021

Commonwealth aged care doses administered



Aged care and residential
disability doses administered

206,583

First doses

168,607

Second doses

Residential aged care
facilities

2,561

Sites visited for first doses

2,161

Sites visited for second doses



375,190

(+4,595 last 24 hours)

Total vaccine doses administered in aged
care and disability facilities as at 04 June

Number of doses administered as part of the Commonwealth aged and disability care rollout

NSW
125,225

(+1,105 last
24 hours)

VIC
93,053

(+2,112 last
24 hours)

QLD
74,369

(+183 last
24 hours)

WA
33,487

(+261 last
24 hours)

TAS
10,665

(+71 last
24 hours)

SA
29,745

(+782 last
24 hours)

ACT
6,364

(+50 last
24 hours)

NT
2,282

(+31 last
24 hours)

Commonwealth primary care doses administered

Data as at:
04 Jun 2021



Primary Care vaccine administration sites*

4,400
GP sites

136
GPRC sites

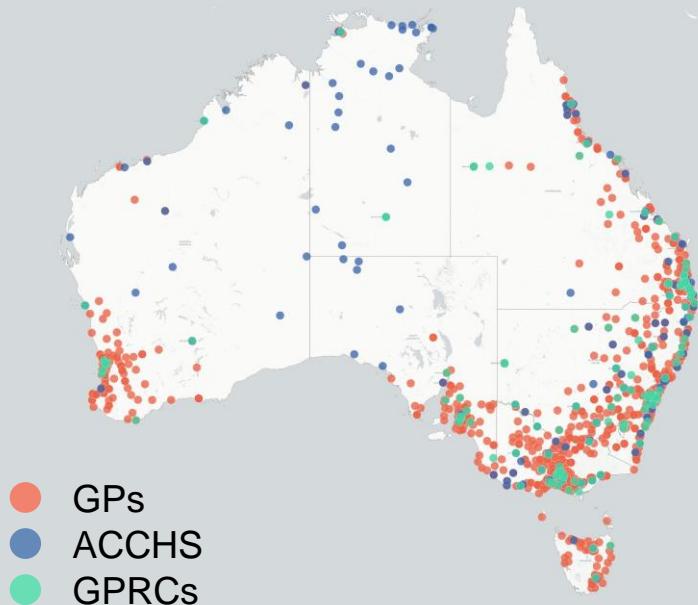
154
ACCHS



2,732,445 (+72,212 last 24 hours)

Total vaccine doses administered in
primary care settings as at 04 June

Primary Care vaccine administration sites
as at week of 17 May



Number of doses administered as part of the Commonwealth primary care rollout

NSW
863,824
(+19,892 last
24 hours)

VIC
699,881
(+23,467 last
24 hours)

QLD
573,072
(+14,186 last
24 hours)

WA
268,836
(+6,322 last
24 hours)

TAS
65,464
(+1,208 last
24 hours)

SA
197,290
(+5,465 last
24 hours)

ACT
47,560
(+1,128 last
24 hours)

NT
16,518
(+544 last
24 hours)