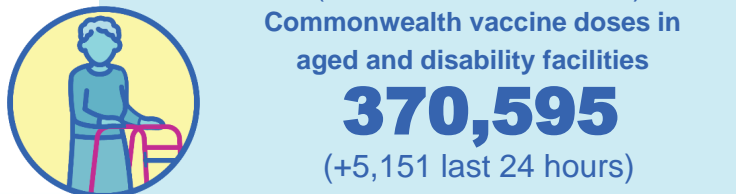
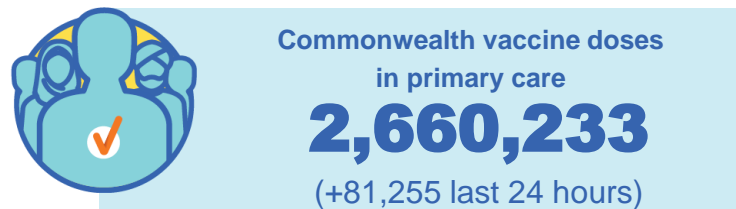
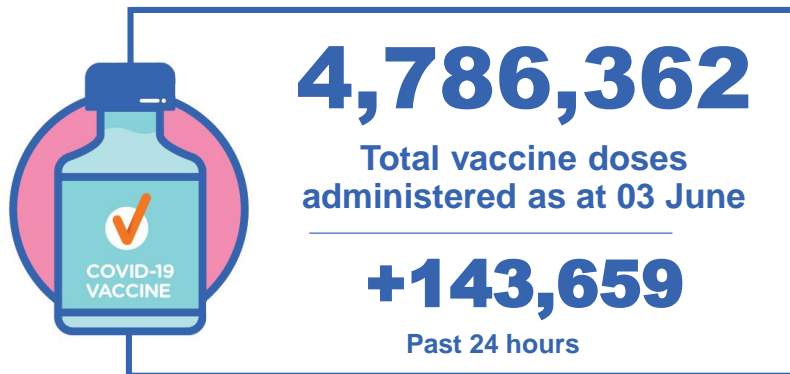


COVID-19 Vaccine Roll-out

04 June 2021

Data as at:
03 Jun 2021

Total vaccine doses



1,755,534 (+57,253 past 24 hours)

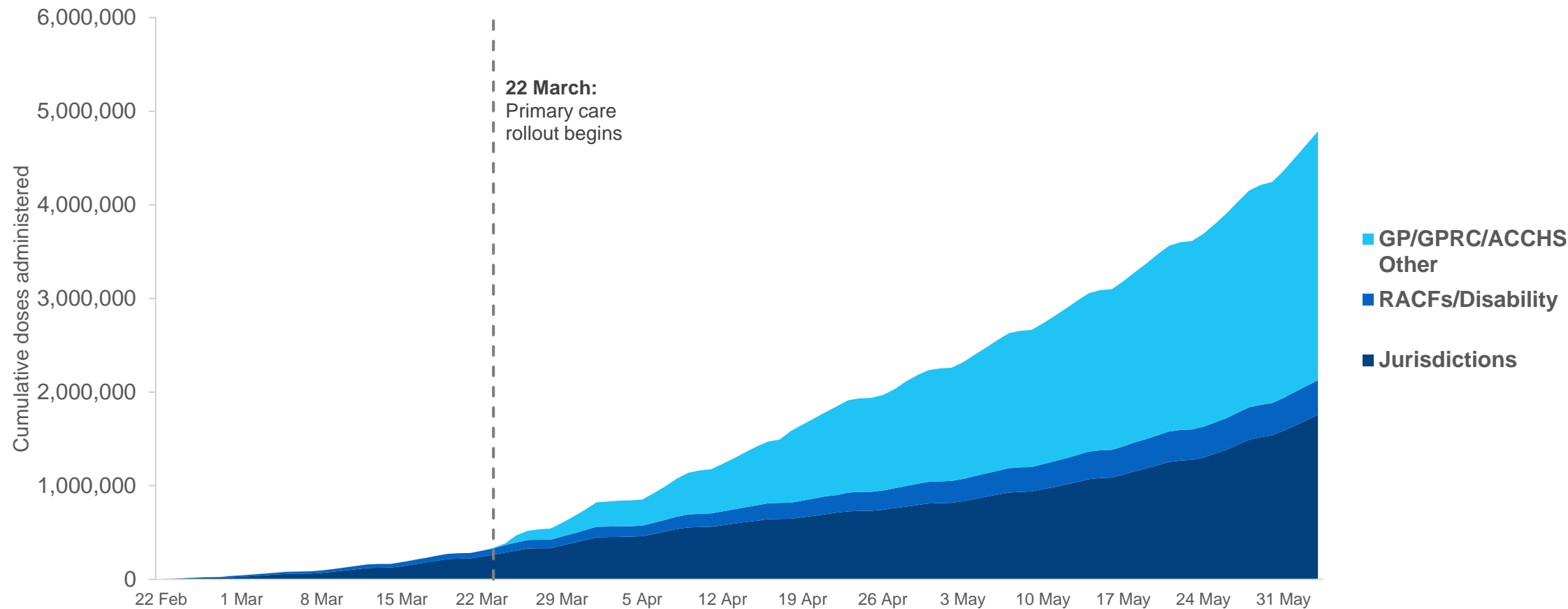
Total vaccine doses administered in State and Territory clinics as at 03 June



Cumulative doses administered by channel

Data as at:
03 Jun 2021

Cumulative doses administered (03 June): **4,786,362**



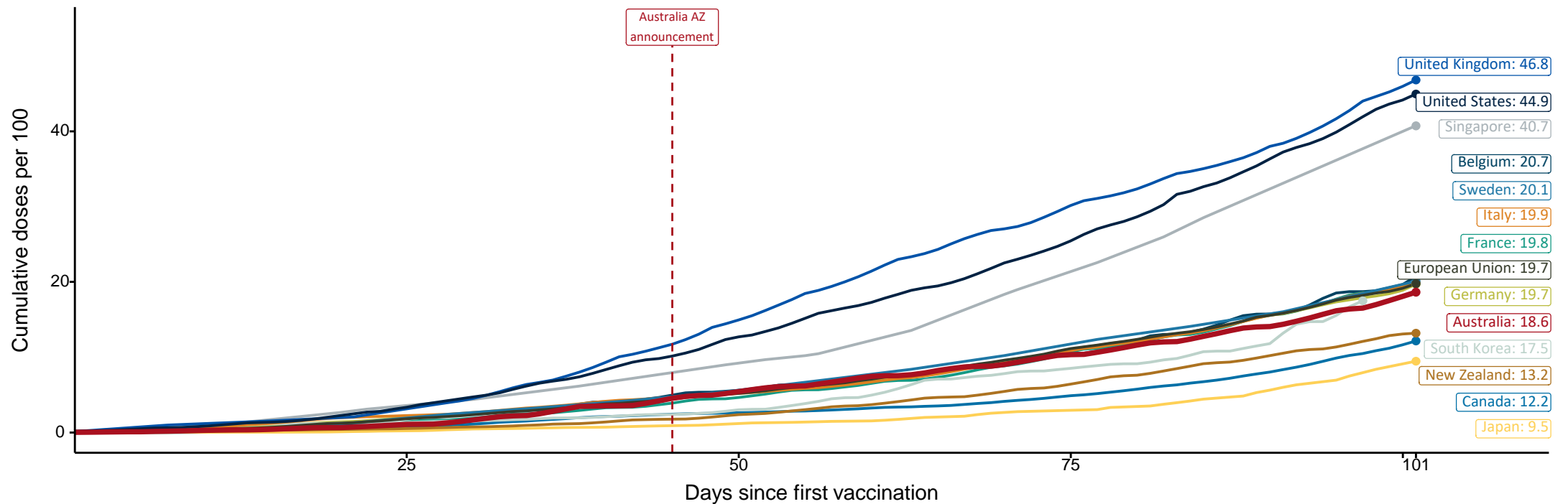
Source: Department of Health
Data as at 03 June

Data as at:
03 Jun 2021

International comparisons at equivalent stages of rollout (Day 101)

Cumulative doses administered (03 Jun): **4,786,362**

The x-axis is truncated at the length of Australia's vaccination program. Countries with intermittent reporting have had their doses per 100 imputed to Australia's current stage of rollout. Israel excluded as it is beyond scale of the graph.



Source: Department of Health (Australia), Our World in Data (international)
Latest data: 03 June

Data as at:
03 Jun 2021

Commonwealth aged care doses administered



Aged care and residential
disability doses administered

204,872

First doses

165,723

Second doses

Residential aged care
facilities

2,558

Sites visited for first doses

2,120

Sites visited for second doses



370,595

(+5,151 last 24 hours)

Total vaccine doses administered in aged
care and disability facilities as at 03 June

Number of doses administered as part of the Commonwealth aged and disability care rollout

NSW
124,120

(+1,467 last
24 hours)

VIC
90,941

(+2,119 last
24 hours)

QLD
74,186

(+495 last
24 hours)

WA
33,226

(+464 last
24 hours)

TAS
10,594

(+10 last
24 hours)

SA
28,963

(+477 last
24 hours)

ACT
6,314

(+58 last
24 hours)

NT
2,251

(+61 last
24 hours)

Commonwealth primary care doses administered

Data as at:
03 Jun 2021



Primary Care vaccine administration sites*

4,400
GP sites

136
GPRC sites

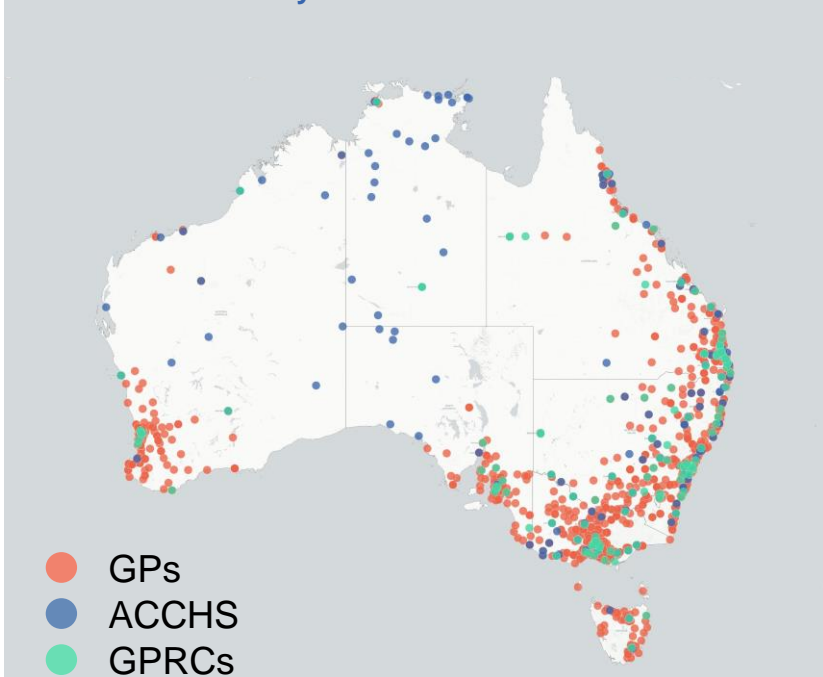
154
ACCHS



2,660,233 (+81,255 last 24 hours)

Total vaccine doses administered in
primary care settings as at 03 June

Primary Care vaccine administration sites
as at week of 17 May



Number of doses administered as part of the Commonwealth primary care rollout

NSW
843,932
(+24,845 last
24 hours)

VIC
676,414
(+24,621 last
24 hours)

QLD
558,886
(+15,584 last
24 hours)

WA
262,514
(+7,030 last
24 hours)

TAS
64,256
(+1,780 last
24 hours)

SA
191,825
(+5,513 last
24 hours)

ACT
46,432
(+1,476 last
24 hours)

NT
15,974
(+406 last
24 hours)