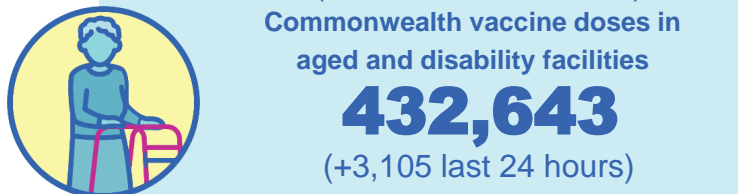
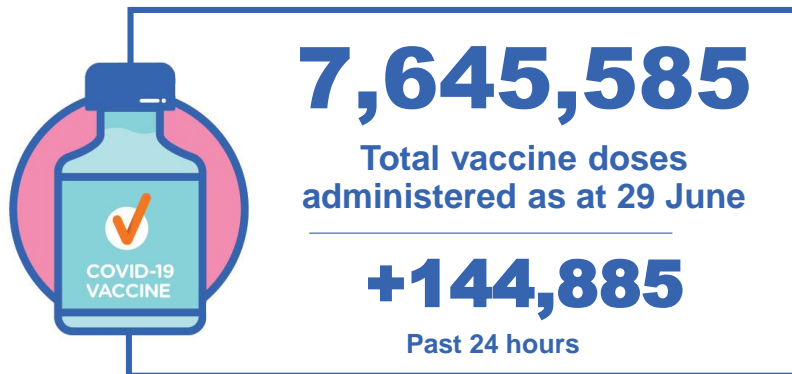


# COVID-19 Vaccine Roll-out

30 June 2021

Data as at:  
29 Jun 2021

# Total vaccine doses



**3,237,391** (+74,447 past 24 hours)

Total vaccine doses administered in State and Territory clinics as at 29 June

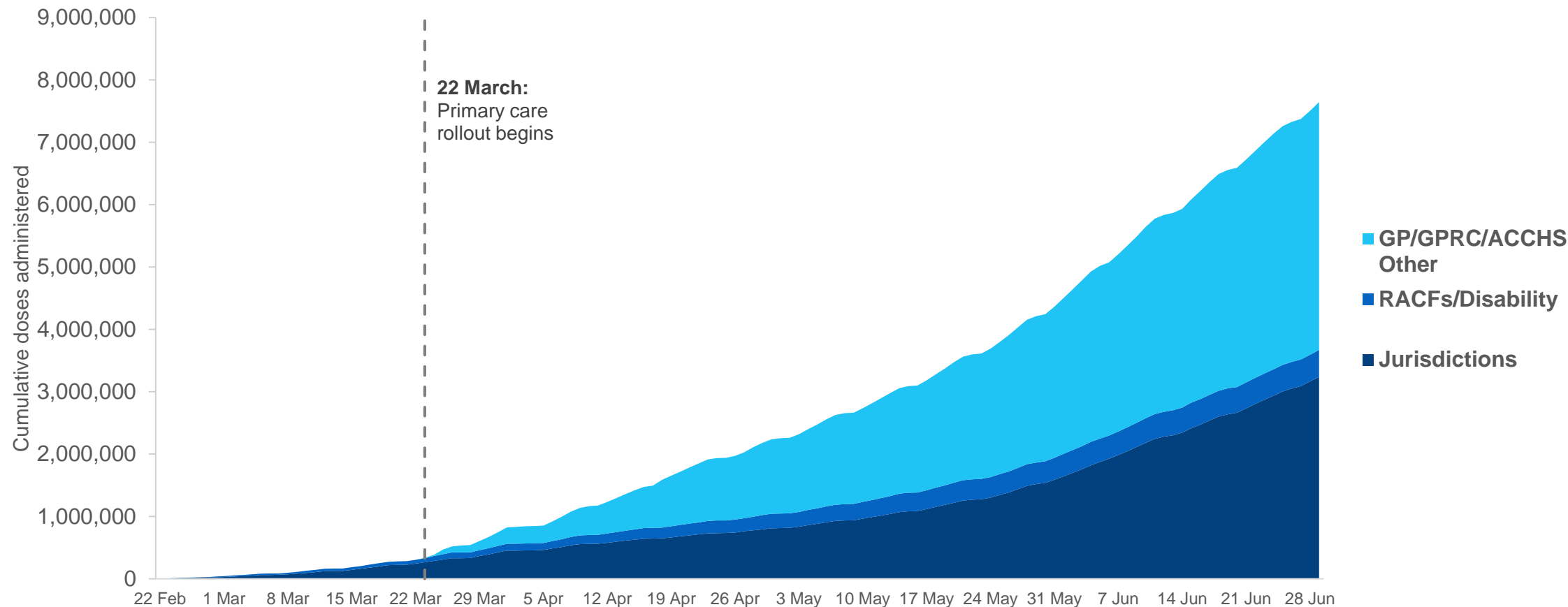


\* Source: Australian Immunisation Register and self reported data. Numbers are calculated as differences in daily cumulative reported numbers to allow for historical corrections in all self-reported data sources.

# Cumulative doses administered by channel

Data as at:  
29 Jun 2021

Cumulative doses administered (29 June): **7,645,585**



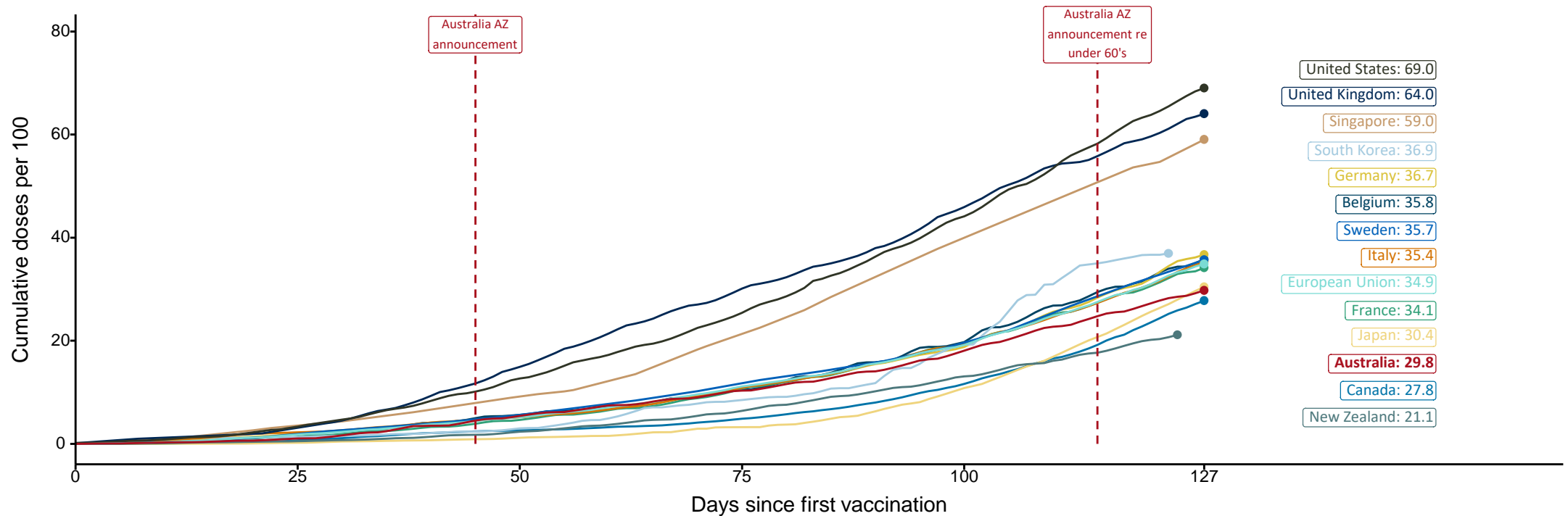
Source: Department of Health  
Data as at 29 June

# International comparisons at equivalent stages of rollout (Day 127)

Data as at: 29 Jun 2021

Cumulative doses administered (29 Jun): 7,645,585

The x-axis is truncated at the length of Australia's vaccination program. Countries with intermittent reporting have had their doses per 100 imputed to Australia's current stage of rollout. Israel excluded as it is beyond scale of the graph.



Source: Department of Health (Australia), Our World in Data (international)  
Latest data: 29 June

Data as at:  
29 Jun 2021

# Commonwealth aged care doses administered



Aged care and residential  
disability doses administered

**229,557**

First doses

**203,086**

Second doses

Residential aged care  
facilities

**2,566**

Sites visited for first doses

**2,559**

Sites visited for second doses



**432,643**

(+3,105 last 24 hours)

Total vaccine doses administered in aged  
care and disability facilities as at 29 June

Number of doses administered as part of the Commonwealth aged and disability care rollout

**NSW**  
**134,828**

(+788 last  
24 hours)

**VIC**  
**119,374**

(+1,411 last  
24 hours)

**QLD**  
**81,748**

(+359 last  
24 hours)

**WA**  
**38,489**

(+139 last  
24 hours)

**TAS**  
**12,445**

(+120 last  
24 hours)

**SA**  
**35,742**

(+270 last  
24 hours)

**ACT**  
**7,377**

(+18 last  
24 hours)

**NT**  
**2,640**

(+0 last  
24 hours)

Data as at:  
29 Jun 2021

# Commonwealth primary care doses administered



## Primary Care vaccine administration sites\*

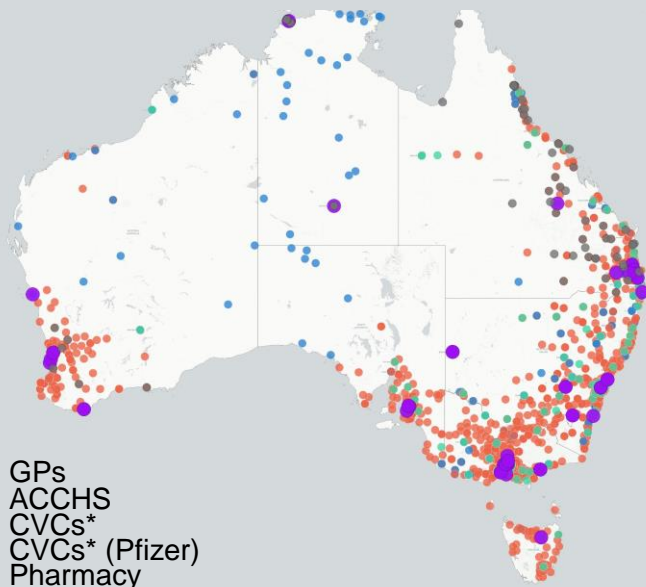
<b>5,083</b>	<b>136</b>	<b>35</b>	<b>158</b>	<b>49</b>
GPs	CVCs	CVCs (Pfizer)	ACCHS	Pharmacy



**3,975,551** (+67,333 last 24 hours)

Total vaccine doses administered in primary care settings as at 29 June

## Primary Care vaccine administration sites as at week of 28 June



- GPs
- ACCHS
- CVCs\*
- CVCs\* (Pfizer)
- Pharmacy

## Number of doses administered as part of the Commonwealth primary care rollout

**NSW**  
**1,245,768**  
(+24,386 last 24 hours)

**VIC**  
**1,048,317**  
(+14,158 last 24 hours)

**QLD**  
**826,391**  
(+15,134 last 24 hours)

**WA**  
**375,075**  
(+5,851 last 24 hours)

**TAS**  
**94,986**  
(+1,440 last 24 hours)

**SA**  
**286,734**  
(+4,431 last 24 hours)

**ACT**  
**69,567**  
(+1,065 last 24 hours)

**NT**  
**28,713**  
(+868 last 24 hours)