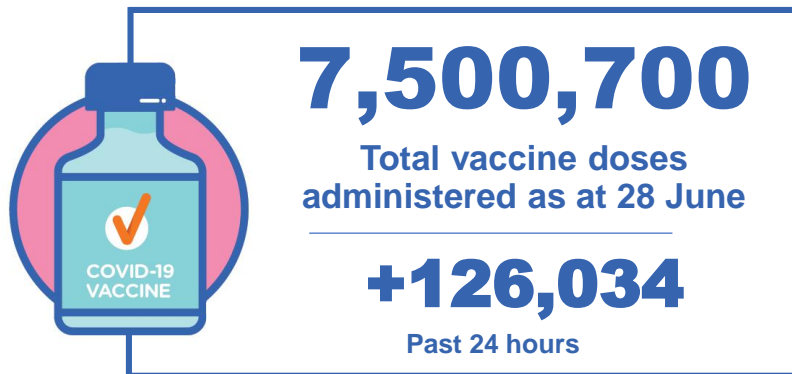


# COVID-19 Vaccine Roll-out

29 June 2021

Data as at:  
28 Jun 2021

# Total vaccine doses



Commonwealth vaccine doses  
**4,337,756**  
(+51,036 last 24 hours)



Commonwealth vaccine doses in primary care  
**3,908,218**  
(+48,309 last 24 hours)



Commonwealth vaccine doses in aged and disability facilities  
**429,538**  
(+2,727 last 24 hours)



**3,162,944** (+74,998 past 24 hours)

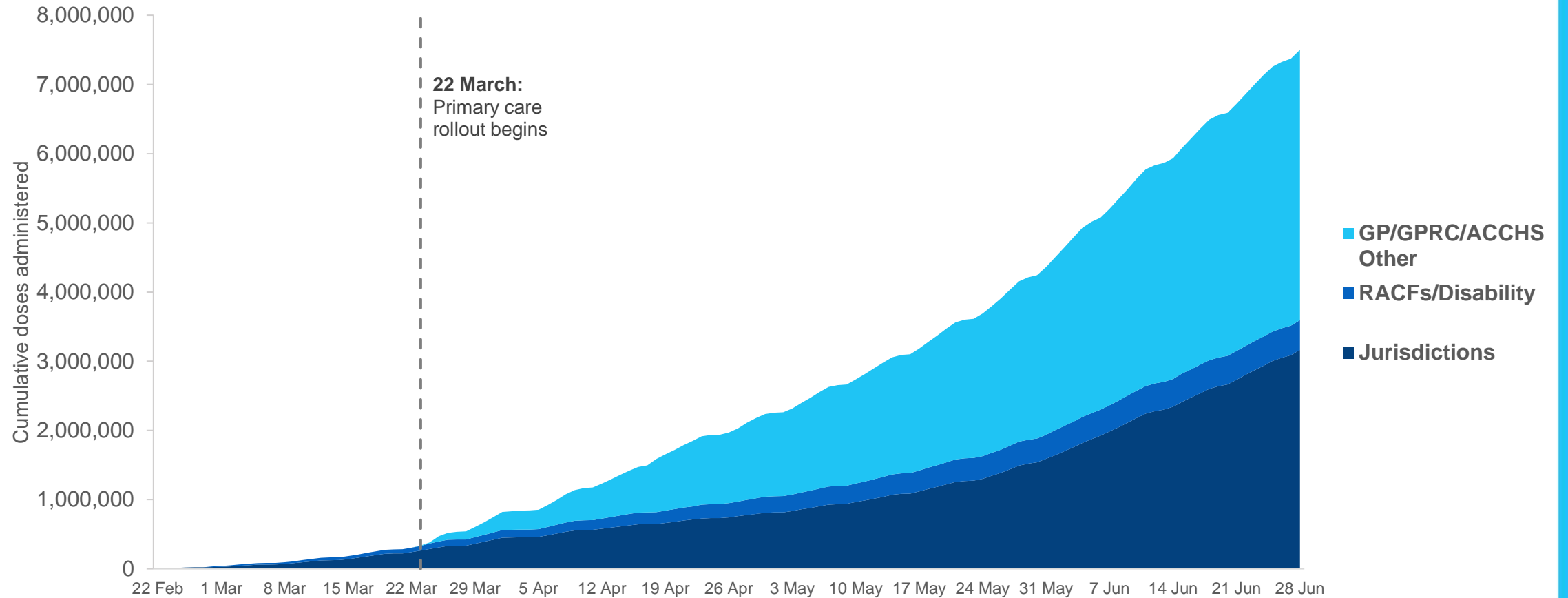
Total vaccine doses administered in State and Territory clinics as at 28 June



# Cumulative doses administered by channel

Data as at:  
28 Jun 2021

Cumulative doses administered (28 June): **7,500,700**



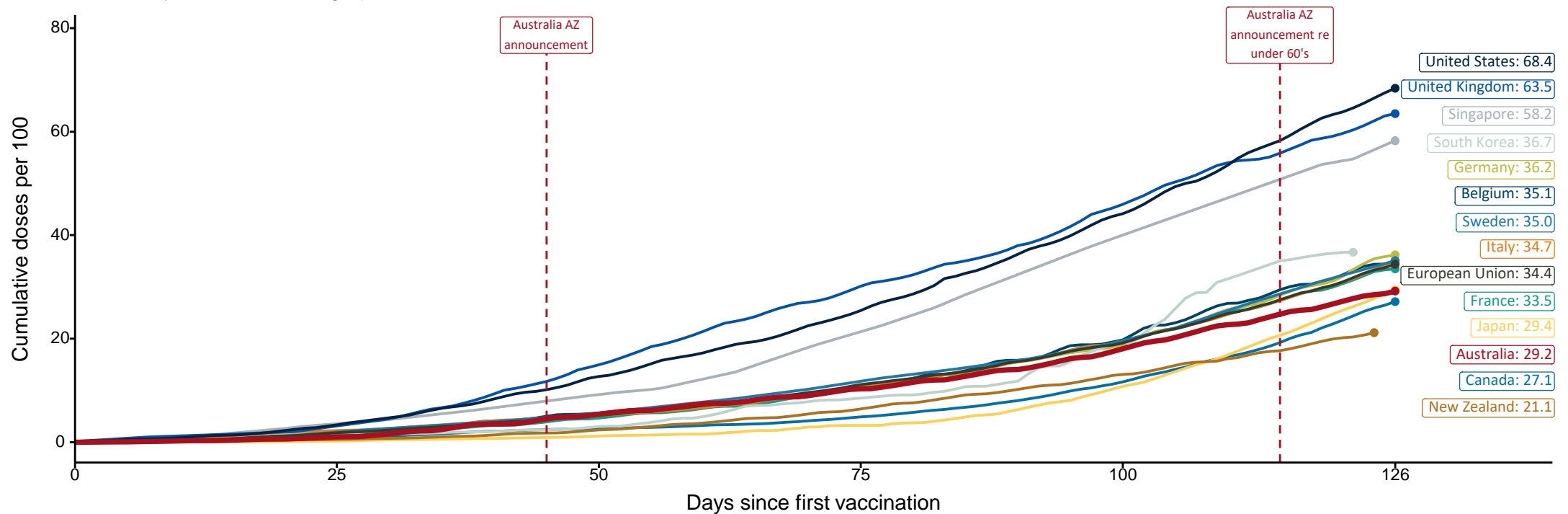
Source: Department of Health  
Data as at 28 June

# International comparisons at equivalent stages of rollout (Day 126)

Data as at: 28 Jun 2021

Cumulative doses administered (28 Jun): 7,500,700

The x-axis is truncated at the length of Australia's vaccination program. Countries with intermittent reporting have had their doses per 100 imputed to Australia's current stage of rollout. Israel excluded as it is beyond scale of the graph.



Source: Department of Health (Australia), Our World in Data (international)  
Latest data: 28 June

Data as at:  
28 Jun 2021

# Commonwealth aged care doses administered



Aged care and residential  
disability doses administered

**227,468**

First doses

**202,070**

Second doses

Residential aged care  
facilities

**2,566**

Sites visited for first doses

**2,556**

Sites visited for second doses



**429,538**

(+2,727 last 24 hours)

Total vaccine doses administered in aged  
care and disability facilities as at 28 June

Number of doses administered as part of the Commonwealth aged and disability care rollout

**NSW**  
**134,040**

(+681 last  
24 hours)

**VIC**  
**117,963**

(+1,455 last  
24 hours)

**QLD**  
**81,389**

(+167 last  
24 hours)

**WA**  
**38,350**

(+159 last  
24 hours)

**TAS**  
**12,325**

(+111 last  
24 hours)

**SA**  
**35,472**

(+115 last  
24 hours)

**ACT**  
**7,359**

(+39 last  
24 hours)

**NT**  
**2,640**

(+0 last  
24 hours)

Data as at:  
28 Jun 2021

# Commonwealth primary care doses administered



## Primary Care vaccine administration sites\*

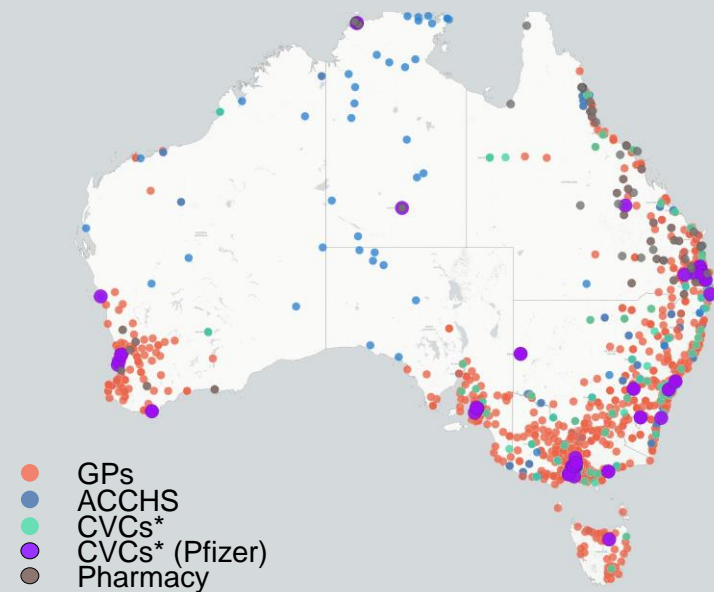
<b>5,083</b>	<b>136</b>	<b>35</b>	<b>158</b>	<b>49</b>
GPs	CVCs	CVCs (Pfizer)	ACCHS	Pharmacy



**3,908,218** (+48,309 last 24 hours)

Total vaccine doses administered in primary care settings as at 28 June

## Primary Care vaccine administration sites as at week of 28 June



## Number of doses administered as part of the Commonwealth primary care rollout

**NSW**  
**1,221,382**  
(+17,888 last 24 hours)

**VIC**  
**1,034,159**  
(+11,177 last 24 hours)

**QLD**  
**811,257**  
(+10,016 last 24 hours)

**WA**  
**369,224**  
(+3,560 last 24 hours)

**TAS**  
**93,546**  
(+928 last 24 hours)

**SA**  
**282,303**  
(+3,293 last 24 hours)

**ACT**  
**68,502**  
(+962 last 24 hours)

**NT**  
**27,845**  
(+485 last 24 hours)

- GPs
- ACCHS
- CVCs\*
- CVCs\* (Pfizer)
- Pharmacy