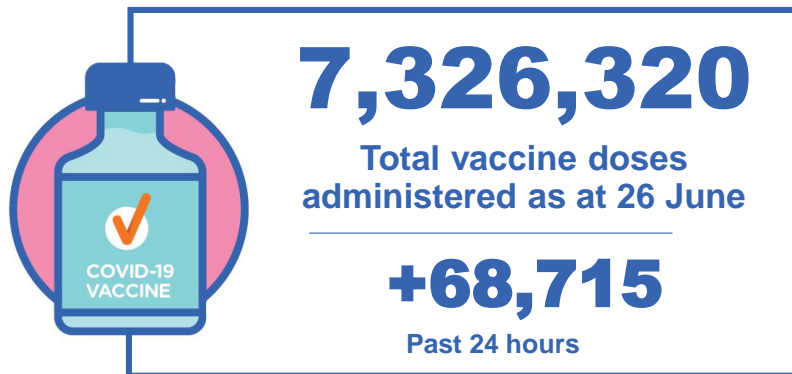


COVID-19 Vaccine Roll-out

27 June 2021

Data as at:
26 Jun 2021

Total vaccine doses



Commonwealth vaccine doses
4,277,789
(+22,837 last 24 hours)



Commonwealth vaccine doses in primary care
3,851,044
(+22,691 last 24 hours)



Commonwealth vaccine doses in aged and disability facilities
426,745
(+146 last 24 hours)



3,048,531 (+45,878 past 24 hours)

Total vaccine doses administered in State and Territory clinics as at 26 June

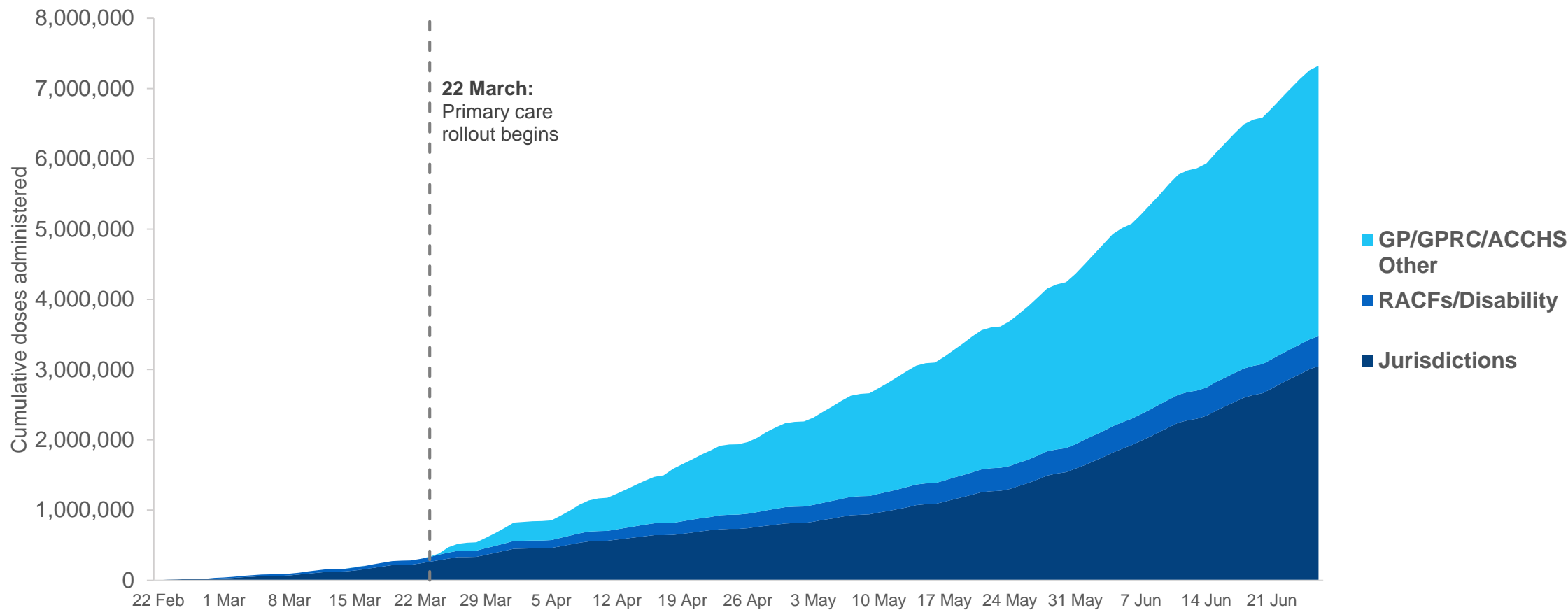


* Source: Australian Immunisation Register and self reported data. Numbers are calculated as differences in daily cumulative reported numbers to allow for historical corrections in all self-reported data sources.

Cumulative doses administered by channel

Data as at:
26 Jun 2021

Cumulative doses administered (26 June): **7,326,320**



Source: Department of Health
Data as at 26 June

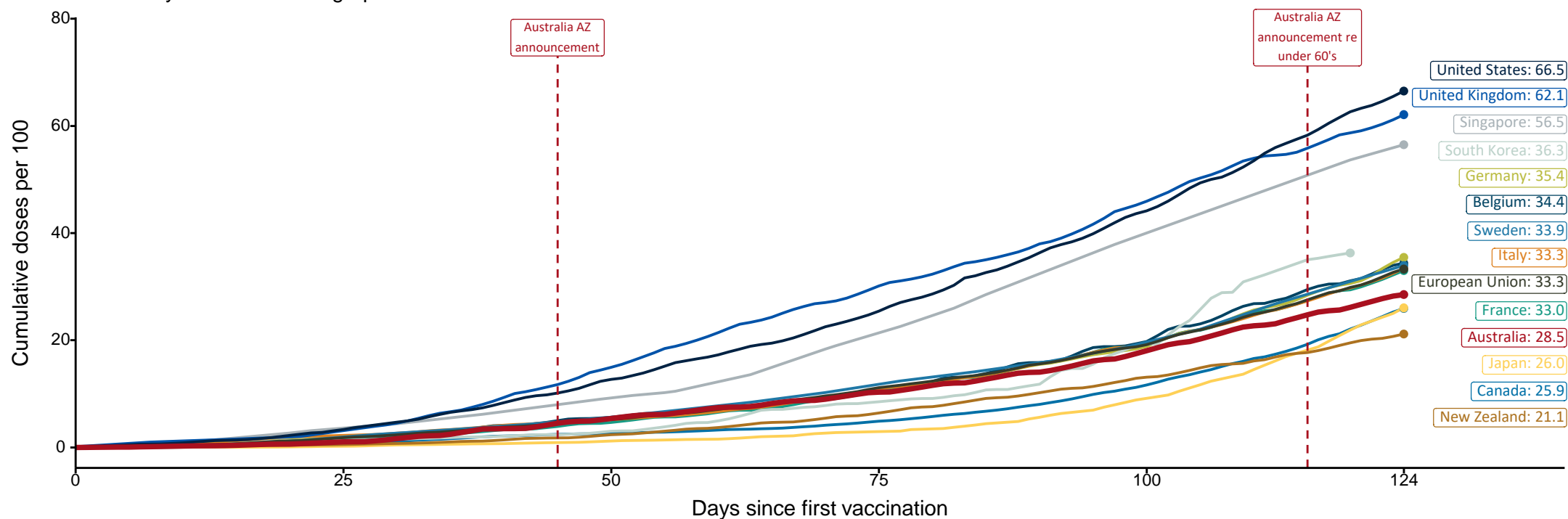
International comparisons at equivalent stages of rollout (Day 124)

Data as at:
26 Jun 2021

Australia's COVID-19
Vaccine Roadmap

Cumulative doses administered (26 Jun): 7,326,320

The x-axis is truncated at the length of Australia's vaccination program. Countries with intermittent reporting have had their doses per 100 imputed to Australia's current stage of rollout. Israel excluded as it is beyond scale of the graph.



Source: Department of Health (Australia), Our World in Data (international)
Latest data: 26 June

Data as at:
26 Jun 2021

Commonwealth aged care doses administered



Aged care and residential
disability doses administered

226,039

First doses

200,706

Second doses

Residential aged care
facilities

2,566

Sites visited for first doses

2,553

Sites visited for second doses



426,745

(+146 last 24 hours)

Total vaccine doses administered in aged
care and disability facilities as at 26 June

Number of doses administered as part of the Commonwealth aged and disability care rollout

NSW
133,359

(+0 last
24 hours)

VIC
116,442

(+146 last
24 hours)

QLD
81,222

(+0 last
24 hours)

WA
38,191

(+0 last
24 hours)

TAS
12,214

(+0 last
24 hours)

SA
35,357

(+0 last
24 hours)

ACT
7,320

(+0 last
24 hours)

NT
2,640

(+0 last
24 hours)

Data as at:
26 Jun 2021

Commonwealth primary care doses administered



Primary Care vaccine administration sites*


4,397	136	21	158	49
GPs	CVCs	CVCs (Pfizer)	ACCCHS	Pharmacy



3,851,044 (+22,691 last 24 hours)

Total vaccine doses administered in primary care settings as at 26 June

Primary Care vaccine administration sites as at week of 14 June



Number of doses administered as part of the Commonwealth primary care rollout

NSW
1,201,494
(+7,367 last 24 hours)

VIC
1,020,791
(+4,655 last 24 hours)

QLD
798,784
(+3,998 last 24 hours)

WA
364,558
(+3,144 last 24 hours)

TAS
92,260
(+1,356 last 24 hours)

SA
278,574
(+1,500 last 24 hours)

ACT
67,222
(+411 last 24 hours)

NT
27,361
(+260 last 24 hours)