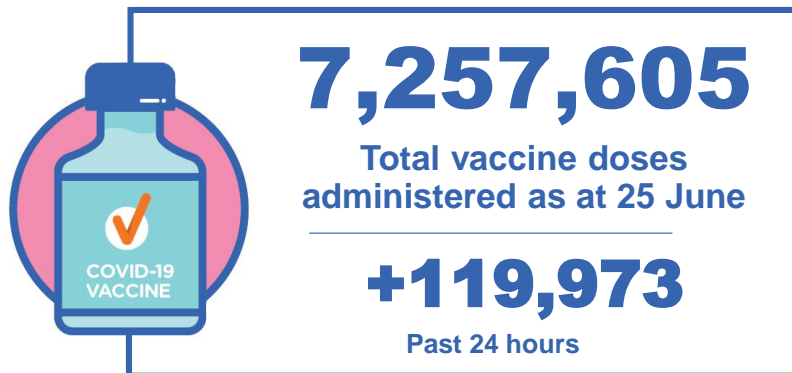


COVID-19 Vaccine Roll-out

26 June 2021

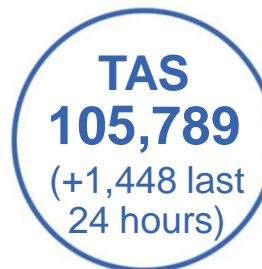
Data as at:
25 Jun 2021

Total vaccine doses



3,002,653 (+67,013 past 24 hours)

Total vaccine doses administered in
State and Territory clinics as at 25 June

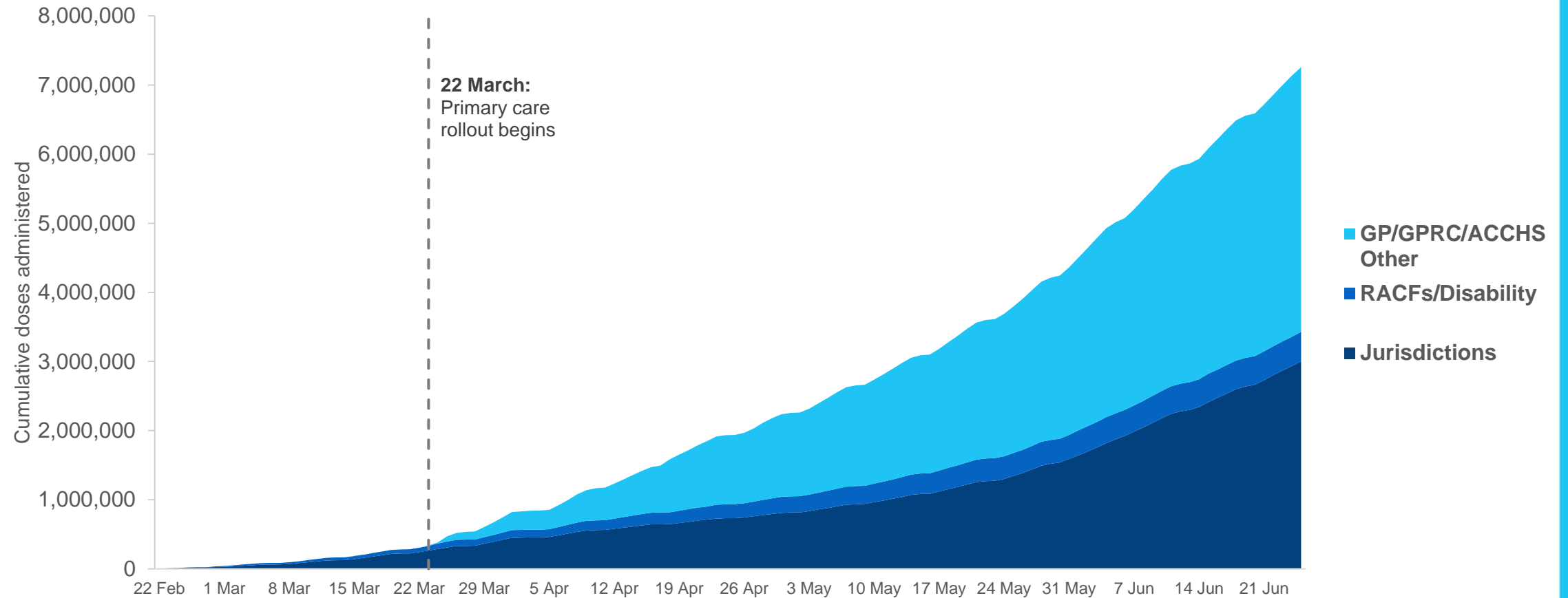


Cumulative doses administered by channel

Data as at:
25 Jun 2021

Australia's COVID-19
Vaccine Roadmap

Cumulative doses administered (25 June): **7,257,605**



Source: Department of Health
Data as at 25 June

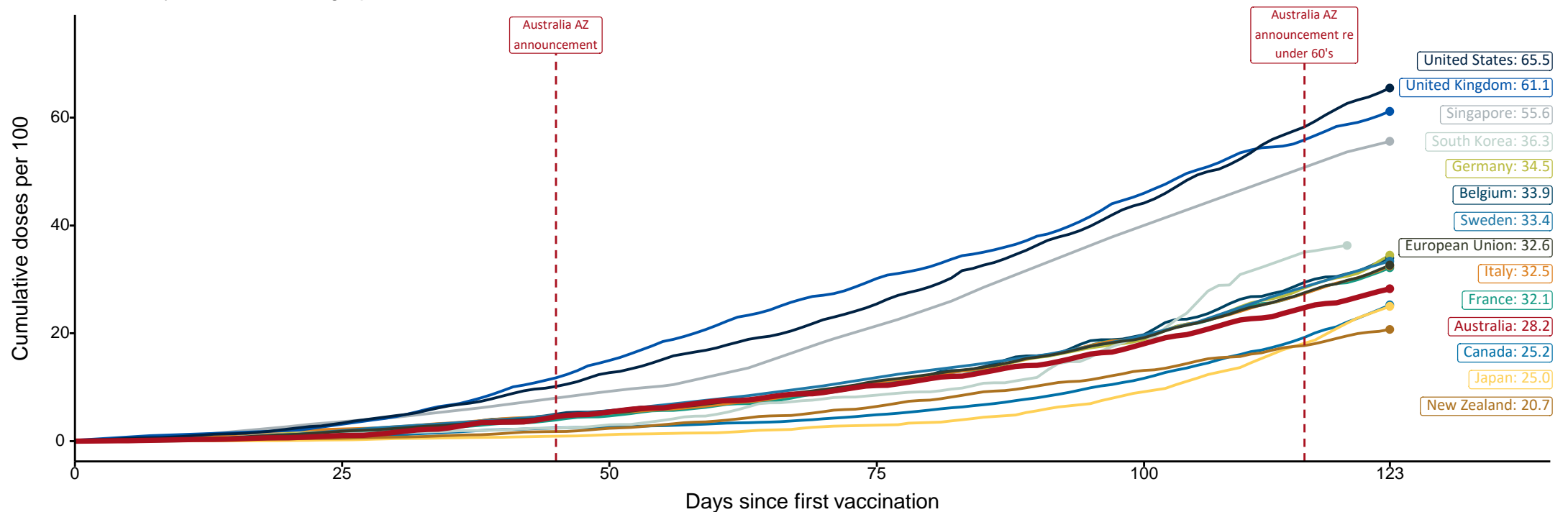
International comparisons at equivalent stages of rollout (Day 123)

Data as at:
25 Jun 2021

Australia's COVID-19
Vaccine Roadmap

Cumulative doses administered (25 Jun): **7,257,605**

The x-axis is truncated at the length of Australia's vaccination program. Countries with intermittent reporting have had their doses per 100 imputed to Australia's current stage of rollout. Israel excluded as it is beyond scale of the graph



Source: Department of Health (Australia), Our World in Data (international)
Latest data: 25 June

Data as at:
25 Jun 2021

Commonwealth aged care doses administered



Aged care and residential
disability doses administered

226,020

First doses

200,579

Second doses

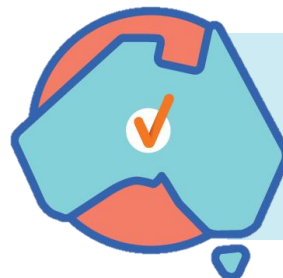
Residential aged care
facilities

2,566

Sites visited for first doses

2,553

Sites visited for second doses



426,599

(+2,997 last 24 hours)

Total vaccine doses administered in aged
care and disability facilities as at 25 June

Number of doses administered as part of the Commonwealth aged and disability care rollout

NSW
133,359

(+468 last
24 hours)

VIC
116,296

(+1,036 last
24 hours)

QLD
81,222

(+337 last
24 hours)

WA
38,191

(+499 last
24 hours)

TAS
12,214

(+77 last
24 hours)

SA
35,357

(+138 last
24 hours)

ACT
7,320

(+436 last
24 hours)

NT
2,640

(+6 last
24 hours)

Data as at:
25 Jun 2021

Commonwealth primary care doses administered



Primary Care vaccine administration sites*


4,397	136	21	158	49
GPs	CVCs	CVCs (Pfizer)	ACCHS	Pharmacy



3,828,353 (+49,963 last 24 hours)

Total vaccine doses administered in primary care settings as at 25 June

Primary Care vaccine administration sites as at week of 14 June



Number of doses administered as part of the Commonwealth primary care rollout

NSW
1,194,127
(+17,324 last 24 hours)

VIC
1,016,136
(+11,003 last 24 hours)

QLD
794,786
(+10,970 last 24 hours)

WA
361,414
(+4,103 last 24 hours)

TAS
90,904
(+899 last 24 hours)

SA
277,074
(+4,416 last 24 hours)

ACT
66,811
(+595 last 24 hours)

NT
27,101
(+653 last 24 hours)