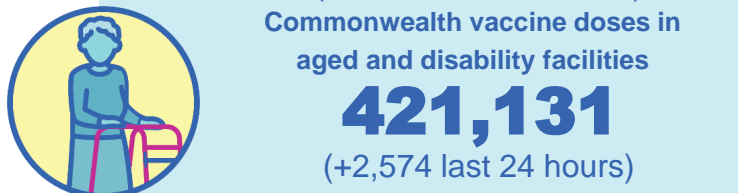
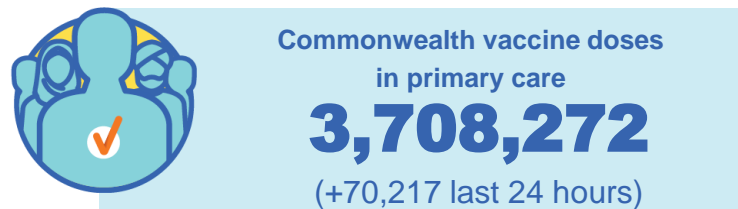
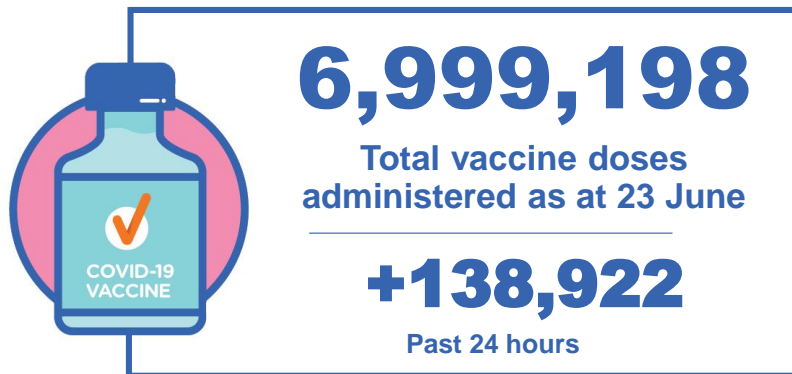


# COVID-19 Vaccine Roll-out

24 June 2021

Data as at:  
23 Jun 2021

# Total vaccine doses



**2,869,795** (+66,131 past 24 hours)

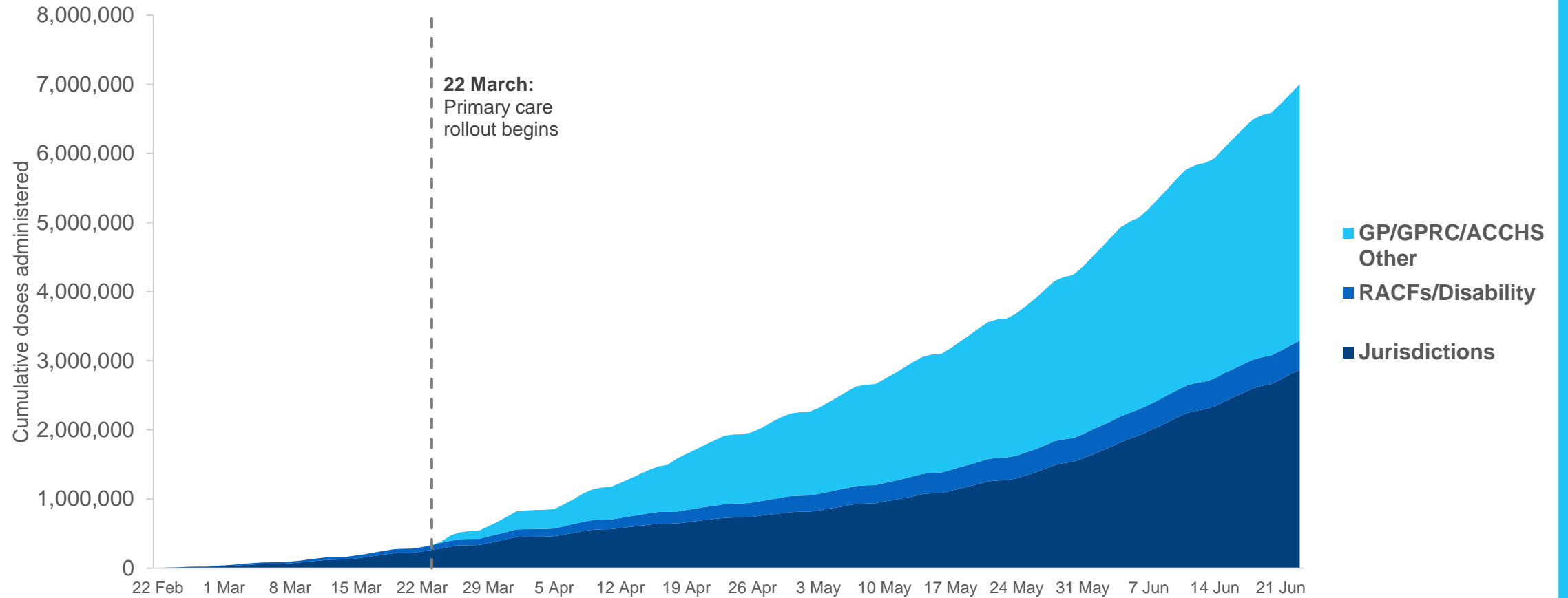
Total vaccine doses administered in State and Territory clinics as at 23 June



# Cumulative doses administered by channel

Data as at:  
23 Jun 2021

Cumulative doses administered (23 June): **6,999,198**



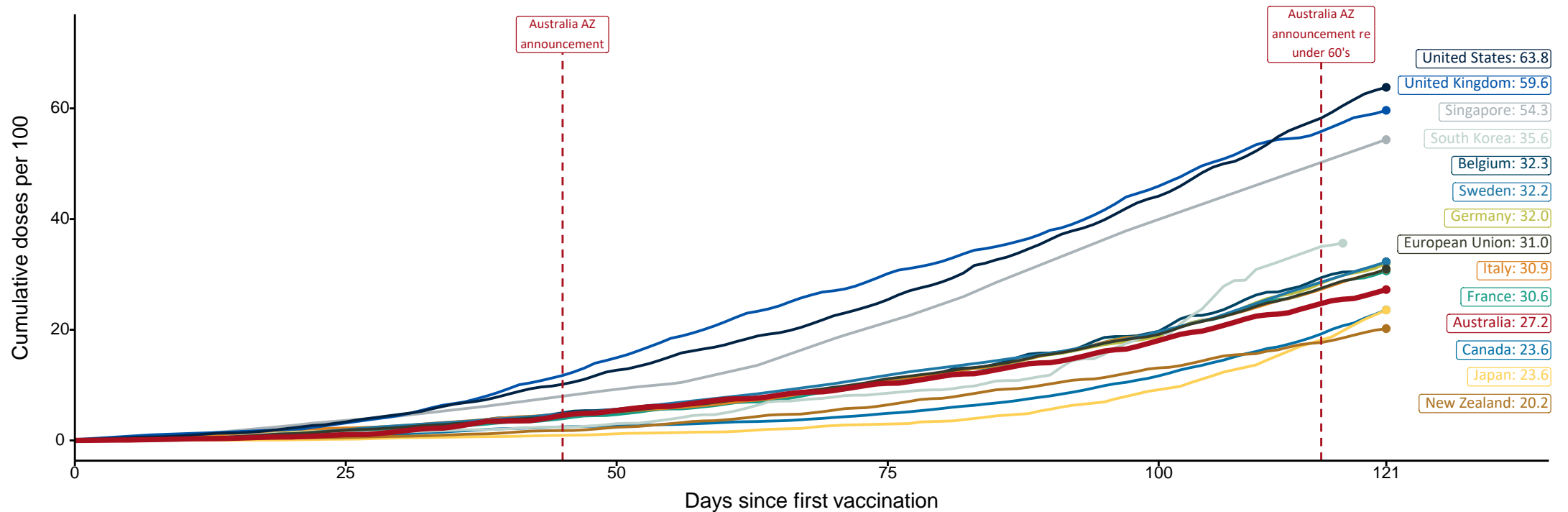
Source: Department of Health  
Data as at 23 June

Data as at:  
23 Jun 2021

# International comparisons at equivalent stages of rollout (Day 121)

Cumulative doses administered (23 Jun): **6,999,198**

The x-axis is truncated at the length of Australia's vaccination program. Countries with intermittent reporting have had their doses per 100 imputed to Australia's current stage of rollout. Israel excluded as it is beyond scale of the graph.



Source: Department of Health (Australia), Our World in Data (international)  
Latest data: 23 June

Data as at:  
23 Jun 2021

# Commonwealth aged care doses administered



Aged care and residential  
disability doses administered

**223,458**

First doses

**197,673**

Second doses

Residential aged care  
facilities

**2,566**

Sites visited for first doses

**2,542**

Sites visited for second doses



**421,131**

(+2,574 last 24 hours)

Total vaccine doses administered in aged  
care and disability facilities as at 23 June

Number of doses administered as part of the Commonwealth aged and disability care rollout

**NSW**  
**132,181**

(+340 last  
24 hours)

**VIC**  
**114,281**

(+1,150 last  
24 hours)

**QLD**  
**80,669**

(+532 last  
24 hours)

**WA**  
**37,406**

(+313 last  
24 hours)

**TAS**  
**12,079**

(+72 last  
24 hours)

**SA**  
**35,043**

(+131 last  
24 hours)

**ACT**  
**6,876**

(+0 last  
24 hours)

**NT**  
**2,596**

(+36 last  
24 hours)

Data as at:  
23 Jun 2021

# Commonwealth primary care doses administered



## Primary Care vaccine administration sites\*


<b>4,397</b>	<b>136</b>	<b>21</b>	<b>158</b>	<b>49</b>
GPs	CVCs	CVCs (Pfizer)	ACCCHS	Pharmacy



**3,708,272** (+70,217 last 24 hours)

Total vaccine doses administered in  
primary care settings as at 23 June

## Primary Care vaccine administration sites as at week of 14 June



## Number of doses administered as part of the Commonwealth primary care rollout

**NSW**  
**1,153,425**  
(+21,411 last  
24 hours)

**VIC**  
**988,007**  
(+18,625 last  
24 hours)

**QLD**  
**768,125**  
(+15,350 last  
24 hours)

**WA**  
**352,254**  
(+6,125 last  
24 hours)

**TAS**  
**88,066**  
(+1,365 last  
24 hours)

**SA**  
**267,278**  
(+5,839 last  
24 hours)

**ACT**  
**65,152**  
(+735 last  
24 hours)

**NT**  
**25,965**  
(+767 last  
24 hours)