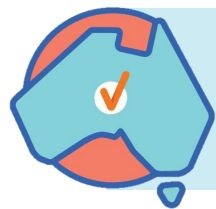
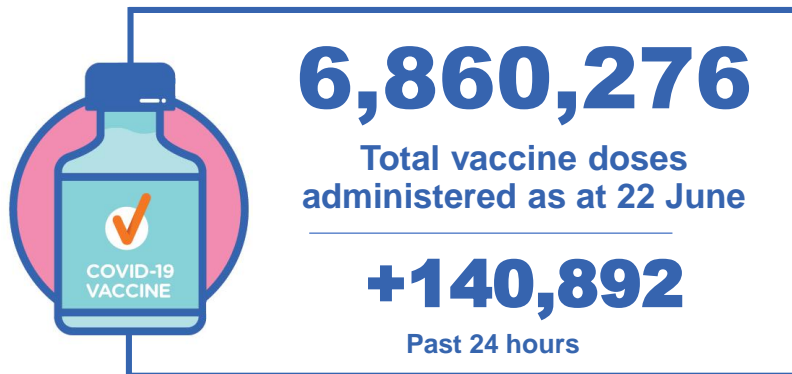


COVID-19 Vaccine Roll-out

23 June 2021

Data as at:
22 Jun 2021

Total vaccine doses



Commonwealth vaccine doses
4,056,612
(+68,326 last 24 hours)



Commonwealth vaccine doses in primary care
3,638,055
(+66,061 last 24 hours)



Commonwealth vaccine doses in aged and disability facilities
418,557
(+2,265 last 24 hours)



2,803,664 (+72,566 past 24 hours)

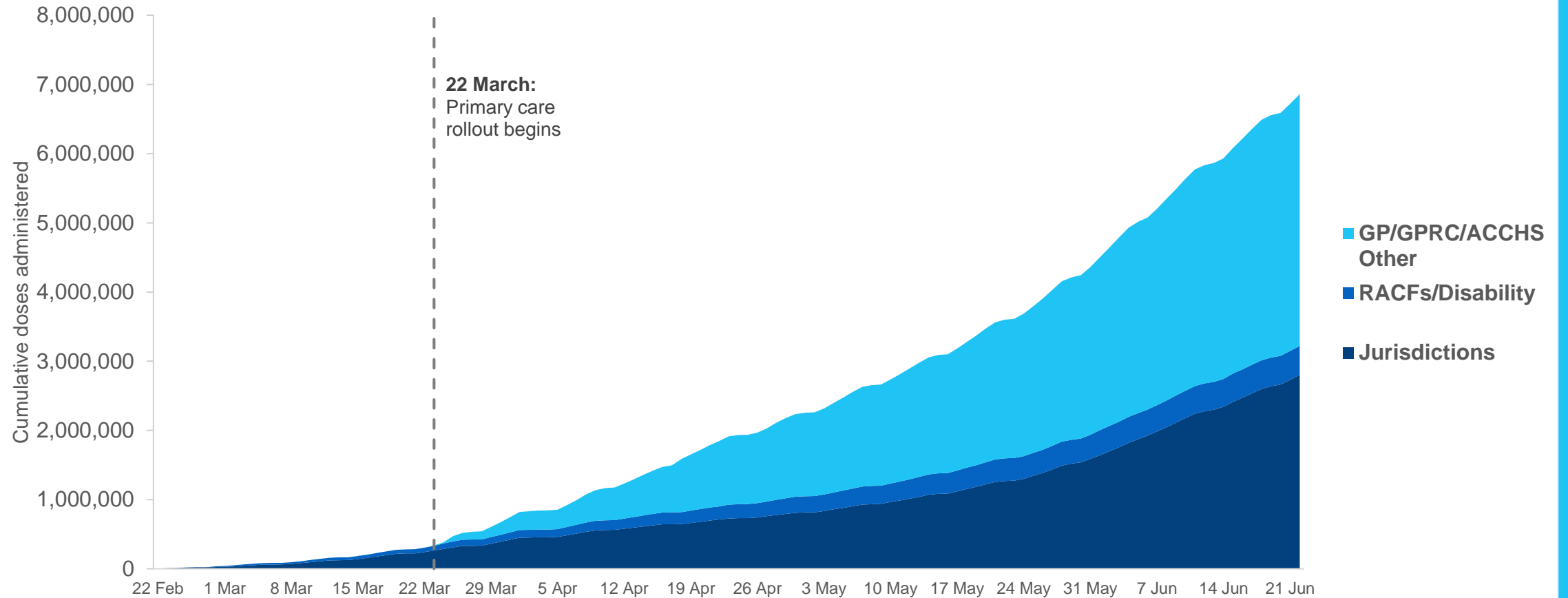
Total vaccine doses administered in State and Territory clinics as at 22 June



Cumulative doses administered by channel

Data as at:
22 Jun 2021

Cumulative doses administered (22 June): **6,860,276**



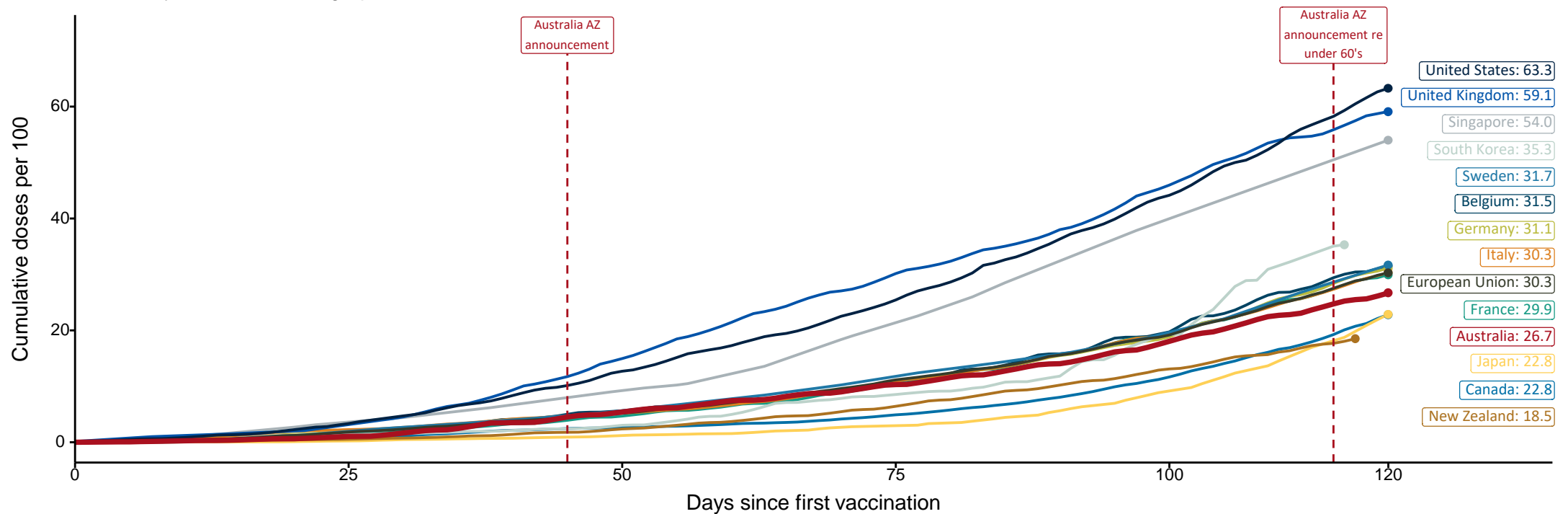
Source: Department of Health
Data as at 22 June

International comparisons at equivalent stages of rollout (Day 120)

Data as at: 22 Jun 2021

Cumulative doses administered (22 Jun): **6,860,276**

The x-axis is truncated at the length of Australia's vaccination program. Countries with intermittent reporting have had their doses per 100 imputed to Australia's current stage of rollout. Israel excluded as it is beyond scale of the graph.



Source: Department of Health (Australia), Our World in Data (international)
Latest data: 22 June

Data as at:
22 Jun 2021

Commonwealth aged care doses administered



Aged care and residential
disability doses administered

222,722

First doses

195,835

Second doses

Residential aged care
facilities

2,566

Sites visited for first doses

2,532

Sites visited for second doses



418,557

(+2,265 last 24 hours)

Total vaccine doses administered in aged
care and disability facilities as at 22 June

Number of doses administered as part of the Commonwealth aged and disability care rollout

NSW
131,841

(+84 last
24 hours)

VIC
113,131

(+1,181 last
24 hours)

QLD
80,137

(+321 last
24 hours)

WA
37,093

(+441 last
24 hours)

TAS
12,007

(+104 last
24 hours)

SA
34,912

(+95 last
24 hours)

ACT
6,876

(+39 last
24 hours)

NT
2,560

(+0 last
24 hours)

Data as at:
22 Jun 2021

Commonwealth primary care doses administered



Primary Care vaccine administration sites*


4,397	136	21	158	49
GPs	CVCs	CVCs (Pfizer)	ACCCHS	Pharmacy



3,638,055 (+66,061 last 24 hours)

Total vaccine doses administered in
primary care settings as at 22 June

Primary Care vaccine administration sites as at week of 14 June



Number of doses administered as part of the Commonwealth primary care rollout

NSW
1,132,014
(+21,523 last
24 hours)

VIC
969,382
(+16,566 last
24 hours)

QLD
752,775
(+13,740 last
24 hours)

WA
346,129
(+5,221 last
24 hours)

TAS
86,701
(+1,734 last
24 hours)

SA
261,439
(+5,585 last
24 hours)

ACT
64,417
(+912 last
24 hours)

NT
25,198
(+780 last
24 hours)