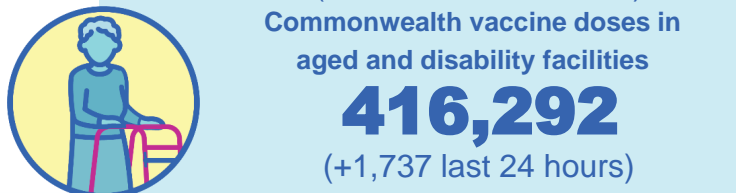
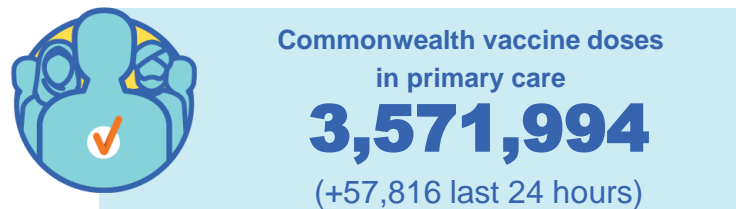
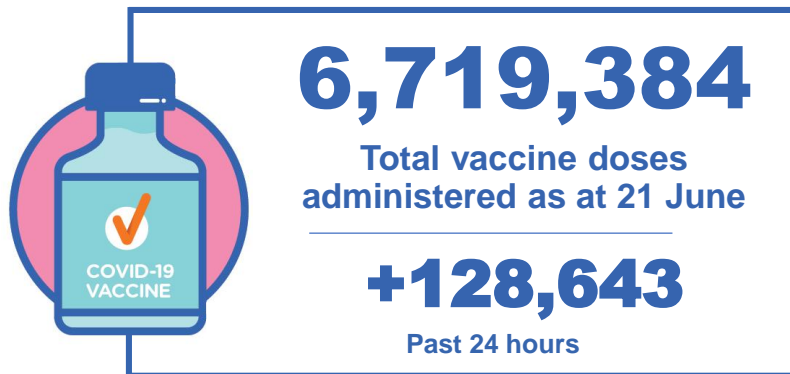


# COVID-19 Vaccine Roll-out

22 June 2021

Data as at:  
21 Jun 2021

# Total vaccine doses



**2,731,098** (+69,090 past 24 hours)

Total vaccine doses administered in State and Territory clinics as at 21 June

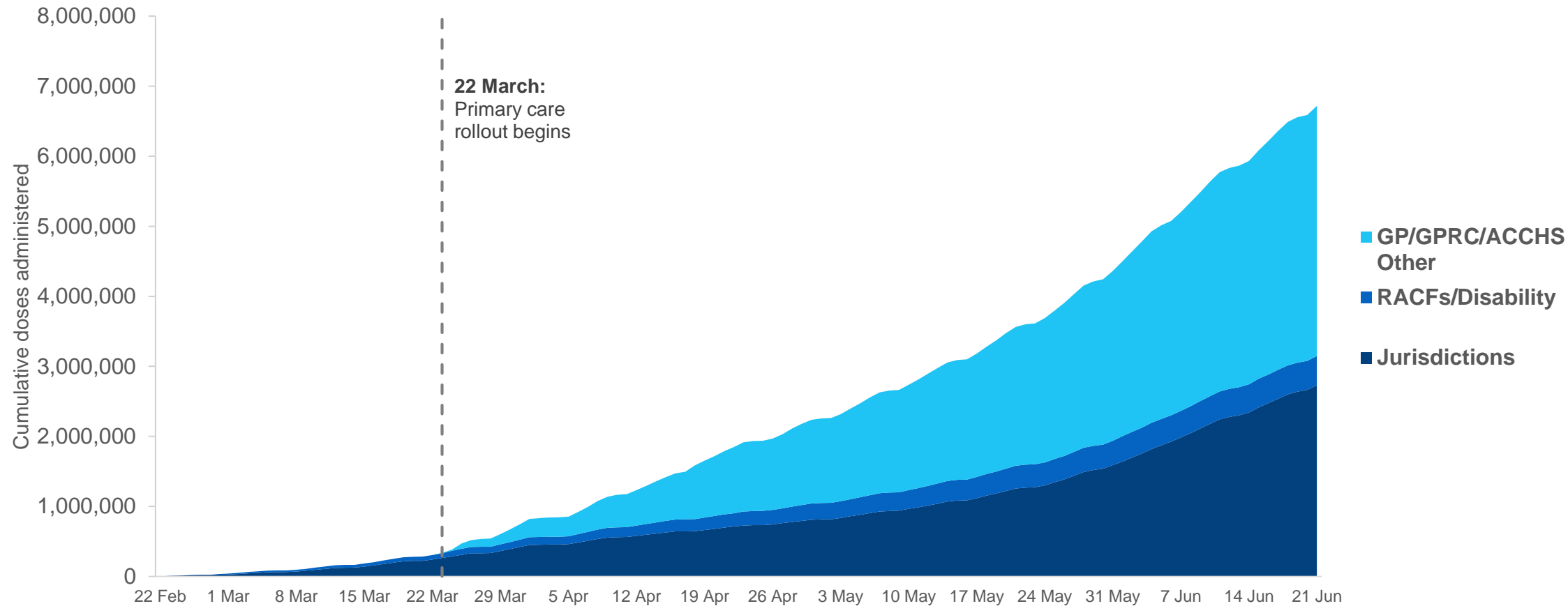


\* Source: Australian Immunisation Register and self reported data. Numbers are calculated as differences in daily cumulative reported numbers to allow for historical corrections in all self-reported data sources.

# Cumulative doses administered by channel

Data as at:  
21 Jun 2021

Cumulative doses administered (21 June): **6,719,384**



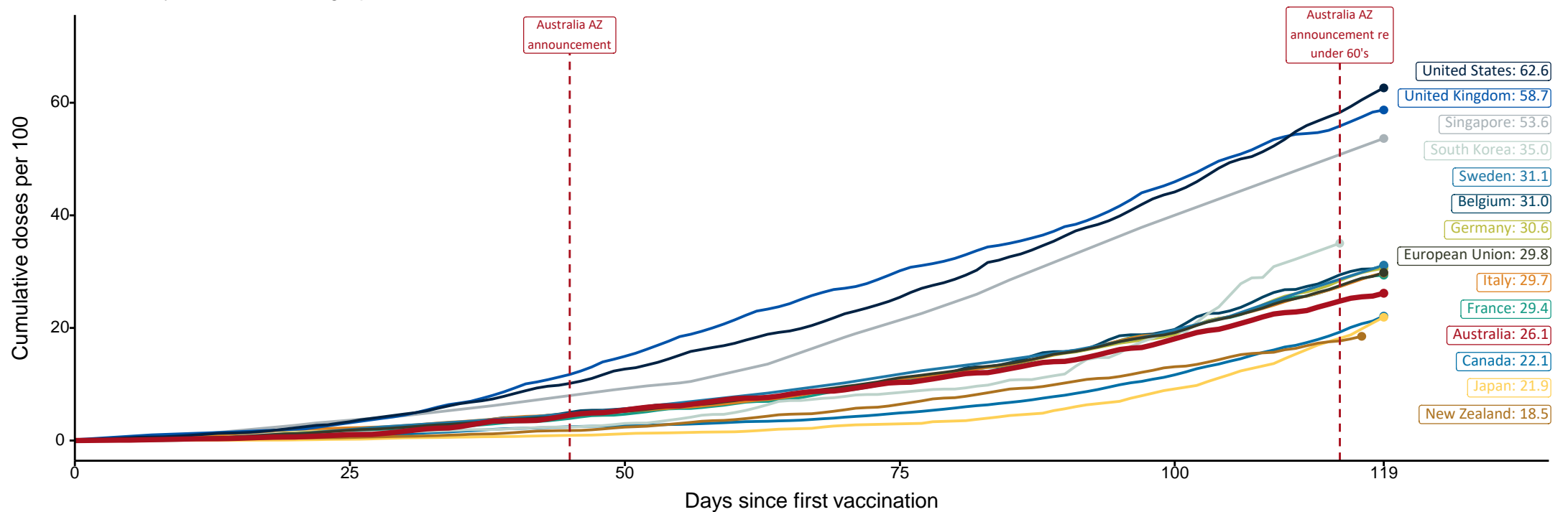
Source: Department of Health  
Data as at 21 June

# International comparisons at equivalent stages of rollout (Day 119)

Data as at: 21 Jun 2021

Cumulative doses administered (21 Jun): **6,719,384**

The x-axis is truncated at the length of Australia's vaccination program. Countries with intermittent reporting have had their doses per 100 imputed to Australia's current stage of rollout. Israel excluded as it is beyond scale of the graph



Source: Department of Health (Australia), Our World in Data (international)  
Latest data: 21 June

\*South Korea's doses administered per hundred is less than yesterday's chart. Our World in Data has revised its vaccination figures for South Korea for dates after 14 June.

Data as at:  
21 Jun 2021

# Commonwealth aged care doses administered



Aged care and residential  
disability doses administered

**221,941**

First doses

**194,351**

Second doses

Residential aged care  
facilities

**2,566**

Sites visited for first doses

**2,519**

Sites visited for second doses



**416,292**

(+1,737 last 24 hours)

Total vaccine doses administered in aged  
care and disability facilities as at 21 June

Number of doses administered as part of the Commonwealth aged and disability care rollout

**NSW**  
**131,757**

(+24 last  
24 hours)

**VIC**  
**111,950**

(+1,090 last  
24 hours)

**QLD**  
**79,816**

(+32 last  
24 hours)

**WA**  
**36,652**

(+193 last  
24 hours)

**TAS**  
**11,903**

(+85 last  
24 hours)

**SA**  
**34,817**

(+178 last  
24 hours)

**ACT**  
**6,837**

(+41 last  
24 hours)

**NT**  
**2,560**

(+94 last  
24 hours)

Data as at:  
21 Jun 2021

# Commonwealth primary care doses administered



## Primary Care vaccine administration sites\*


4,397	136	21	158	49
GPs	CVCs	CVCs (Pfizer)	ACCCHS	Pharmacy



**3,571,994** (+57,816 last 24 hours)

Total vaccine doses administered in primary care settings as at 21 June

## Primary Care vaccine administration sites as at week of 14 June



## Number of doses administered as part of the Commonwealth primary care rollout

**NSW**  
**1,110,491**  
(+19,166 last 24 hours)

**VIC**  
**952,816**  
(+15,377 last 24 hours)

**QLD**  
**739,035**  
(+10,351 last 24 hours)

**WA**  
**340,908**  
(+5,158 last 24 hours)

**TAS**  
**84,967**  
(+1,518 last 24 hours)

**SA**  
**255,854**  
(+4,771 last 24 hours)

**ACT**  
**63,505**  
(+852 last 24 hours)

**NT**  
**24,418**  
(+623 last 24 hours)