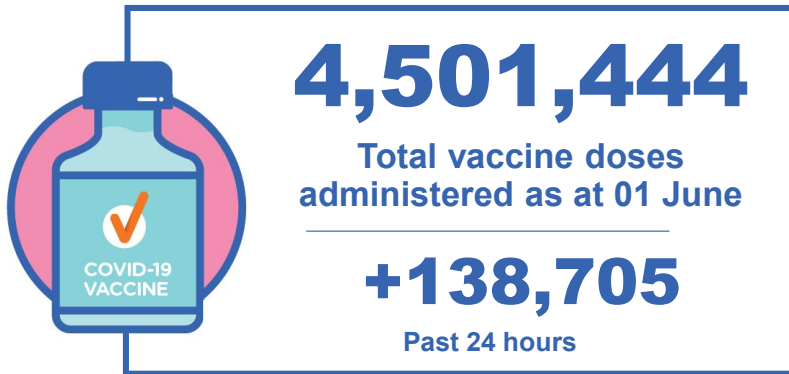


# COVID-19 Vaccine Roll-out

02 June 2021

Data as at:  
01 Jun 2021

# Total vaccine doses



Commonwealth vaccine doses  
**2,860,154**  
(+85,859 last 24 hours)



Commonwealth vaccine doses in primary care  
**2,498,644**  
(+73,390 last 24 hours)



Commonwealth vaccine doses in aged and disability facilities  
**361,510**  
(+12,469 last 24 hours)



**1,641,290** (+52,846 past 24 hours)

Total vaccine doses administered in State and Territory clinics as at 01 June



Data as at:  
01 Jun 2021

# Commonwealth aged care doses administered



Aged care and residential  
disability doses administered

**197,590**

First doses

**158,242**

Second doses

Residential aged care  
facilities

**2,550**

Sites visited for first doses

**2,009**

Sites visited for second doses



**361,510\*** (+12,469 last 24 hours)

Total vaccine doses administered in aged  
care and disability facilities as at 01 June

Number of doses administered as part of the Commonwealth aged and disability care rollout

**NSW**  
**121,099**

(+1,338 last  
24 hours)

**VIC**  
**87,974**

(+9,112 last  
24 hours)

**QLD**  
**73,452**

(+680 last  
24 hours)

**WA**  
**32,400**

(+643 last  
24 hours)

**TAS**  
**10,464**

(+85 last  
24 hours)

**SA**  
**27,910**

(+368 last  
24 hours)

**ACT**  
**6,256**

(+37 last  
24 hours)

**NT**  
**1,955**

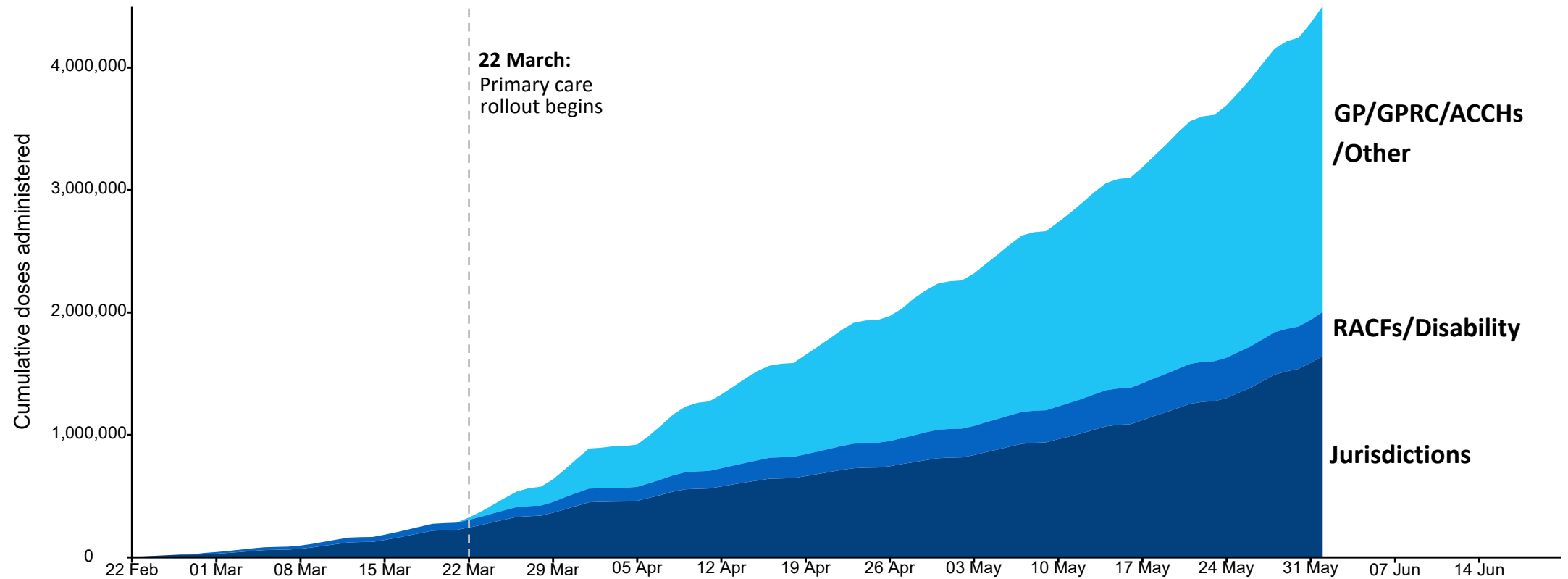
(+206 last  
24 hours)

\*Aged Care numbers are currently undergoing reconciliation

# Cumulative doses administered by channel

Data as at:  
01 Jun 2021

Cumulative doses administered (01 Jun): **4,501,444**



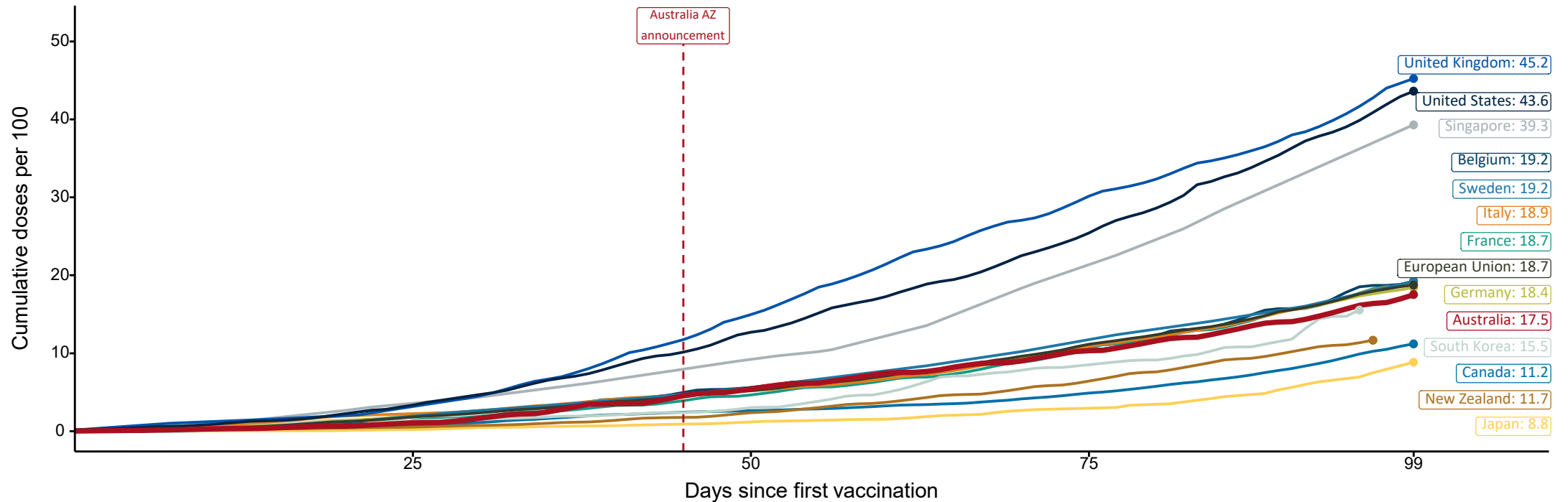
Source: Department of Health  
Data as at 01 Jun

# International comparisons at equivalent stages of rollout (Day 99)

Data as at: 01 Jun 2021

Cumulative doses administered (01 Jun): **4,501,444**

The x-axis is truncated at the length of Australia's vaccination program. Countries with intermittent reporting have had their doses per 100 imputed to Australia's current stage of rollout. Israel excluded as it is beyond scale of the graph



Source: Department of Health (Australia), Our World in Data (international)  
Latest data: 01 June

# Commonwealth primary care doses administered

Data as at:  
01 Jun 2021



Primary Care vaccine administration sites\*

**4,400**  
GP sites

**136**  
GPRC sites

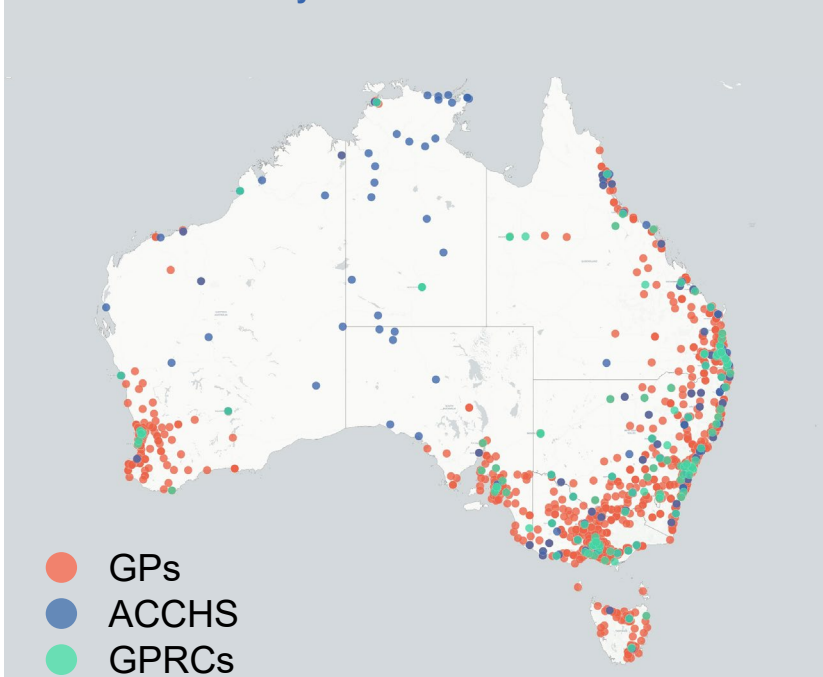
**154**  
ACCHS



**2,498,644** (+73,390 last 24 hours)

Total vaccine doses administered in  
primary care settings as at 01 June

Primary Care vaccine administration sites  
as at week of 17 May



Number of doses administered as part of the Commonwealth primary care rollout

**NSW**  
**794,858**  
(+22,128 last  
24 hours)

**VIC**  
**624,875**  
(+22,726 last  
24 hours)

**QLD**  
**529,183**  
(+15,066 last  
24 hours)

**WA**  
**248,785**  
(+6,058 last  
24 hours)

**TAS**  
**61,182**  
(+1,086 last  
24 hours)

**SA**  
**180,736**  
(+4,360 last  
24 hours)

**ACT**  
**43,913**  
(+1,393 last  
24 hours)

**NT**  
**15,112**  
(+573 last  
24 hours)