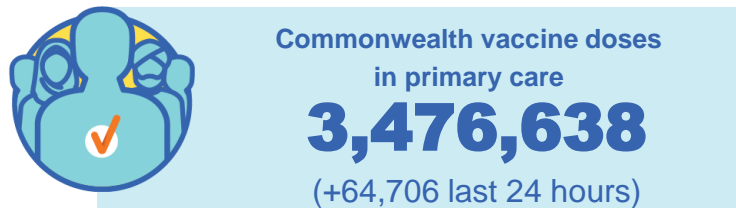
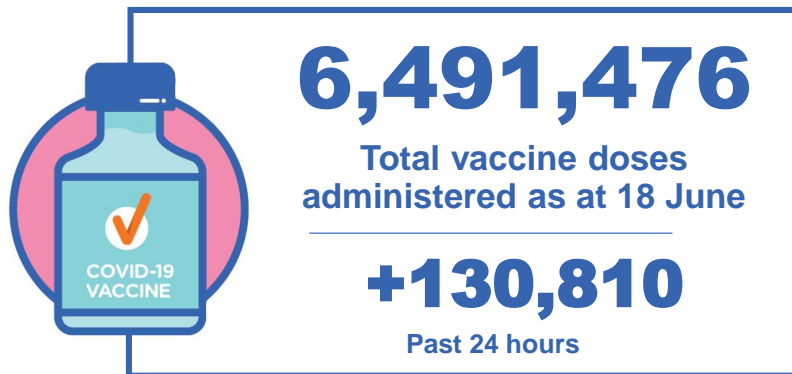


COVID-19 Vaccine Roll-out

19 June 2021

Data as at:
18 Jun 2021

Total vaccine doses



2,600,415 (+63,516 past 24 hours)

Total vaccine doses administered in State and Territory clinics as at 18 June

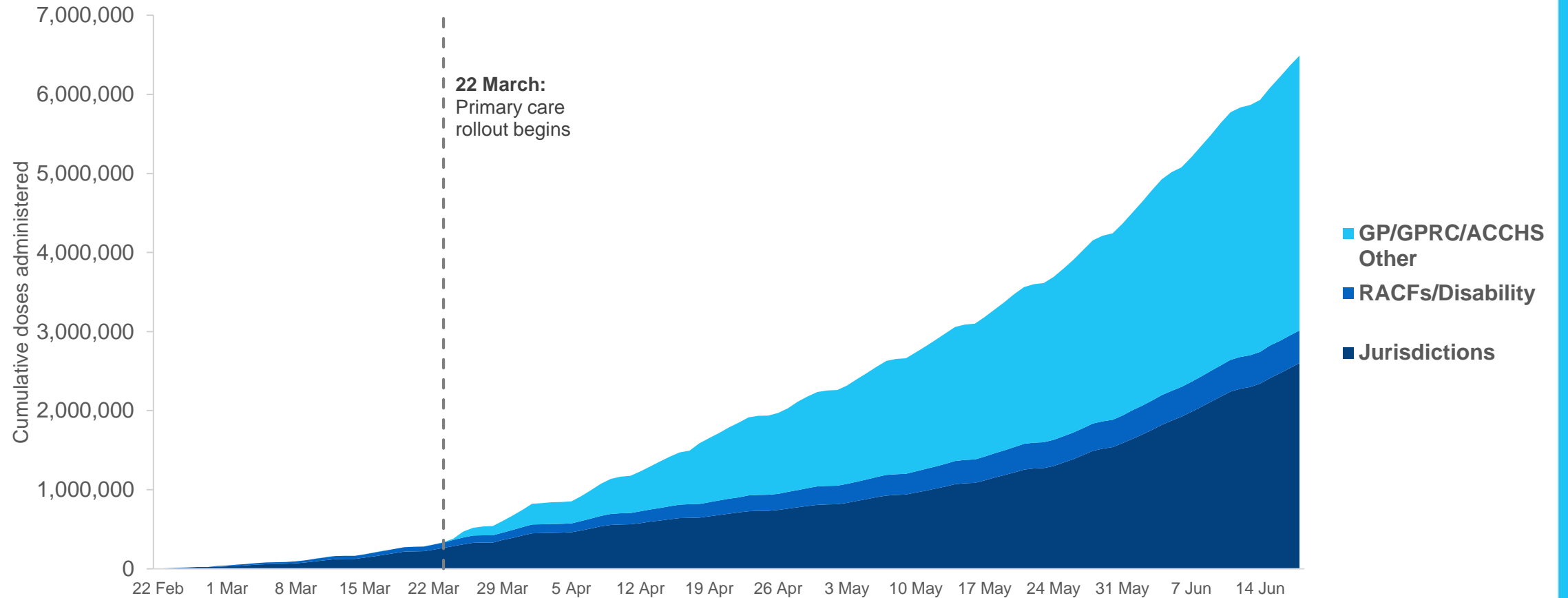


* Source: Australian Immunisation Register and self reported data. Numbers are calculated as differences in daily cumulative reported numbers to allow for historical corrections in all self-reported data sources.

Cumulative doses administered by channel

Data as at:
18 Jun 2021

Cumulative doses administered (18 June): **6,491,476**



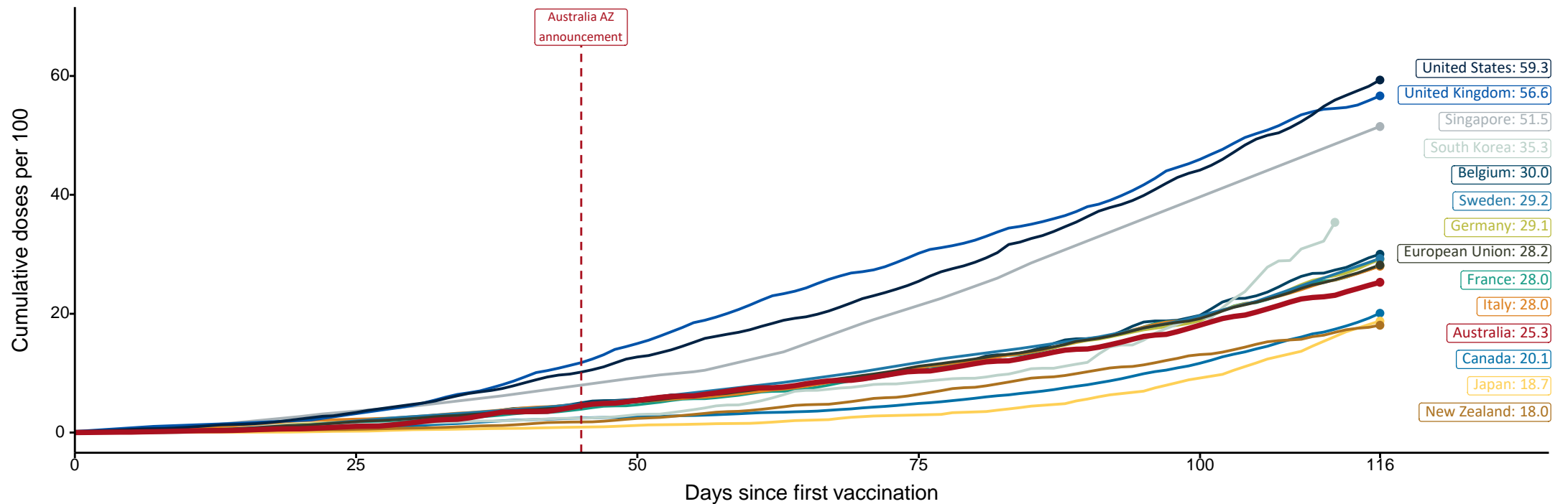
Source: Department of Health
Data as at 18 June

International comparisons at equivalent stages of rollout (Day 116)

Data as at: 18 Jun 2021

Cumulative doses administered (18 Jun): **6,491,476**

The x-axis is truncated at the length of Australia's vaccination program. Countries with intermittent reporting have had their doses per 100 imputed to Australia's current stage of rollout. Israel excluded as it is beyond scale of the graph.



Source: Department of Health (Australia), Our World in Data (international)
Latest data: 18 June

Data as at:
18 Jun 2021

Commonwealth aged care doses administered



Aged care and residential
disability doses administered

221,112

First doses

193,311

Second doses

Residential aged care
facilities*

2,566

Sites visited for first doses

2,495

Sites visited for second doses



414,423

(+2,588 last 24 hours)

Total vaccine doses administered in aged
care and disability facilities as at 18 June

Number of doses administered as part of the Commonwealth aged and disability care rollout

NSW
131,722

(+504 last
24 hours)

VIC
110,860

(+498 last
24 hours)

QLD
79,663

(+344 last
24 hours)

WA
36,459

(+812 last
24 hours)

TAS
11,818

(+54 last
24 hours)

SA
34,639

(+329 last
24 hours)

ACT
6,796

(+47 last
24 hours)

NT
2,466

(+0 last
24 hours)

* Number of aged care facilities is as at 17 June 2021 due to an unplanned system outage affecting reporting.

Data as at:
18 Jun 2021

Commonwealth primary care doses administered



Primary Care vaccine administration sites*


4,397	136	21	158	49
GPs	CVCs	CVCs (Pfizer)	ACCCHS	Pharmacy



3,476,638 (+64,706 last 24 hours)

Total vaccine doses administered in primary care settings as at 18 June

Primary Care vaccine administration sites as at week of 14 June



Number of doses administered as part of the Commonwealth primary care rollout

NSW
1,081,101
(+19,229 last 24 hours)

VIC
926,818
(+18,169 last 24 hours)

QLD
721,722
(+13,351 last 24 hours)

WA
331,777
(+5,019 last 24 hours)

TAS
81,283
(+1,424 last 24 hours)

SA
248,781
(+4,713 last 24 hours)

ACT
61,444
(+947 last 24 hours)

NT
23,712
(+1,854 last 24 hours)