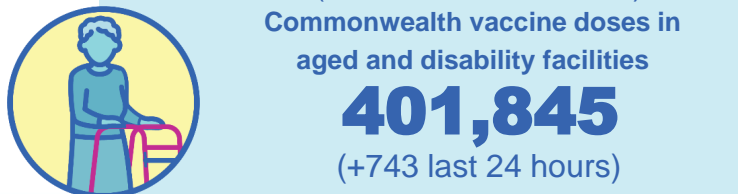
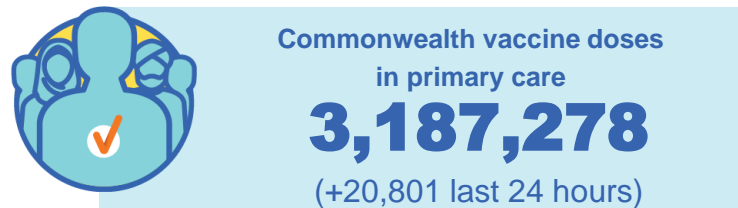
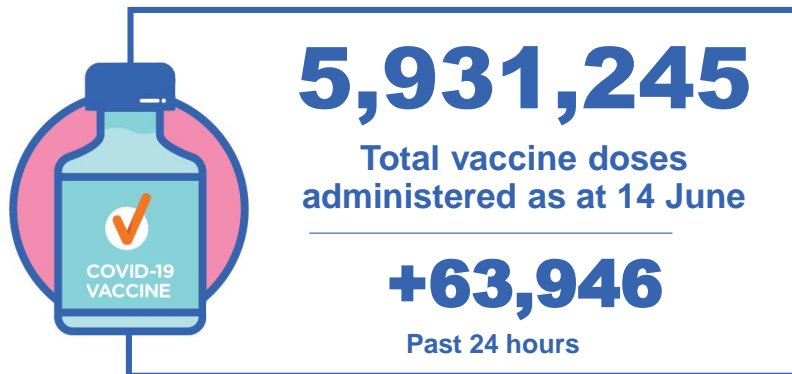


COVID-19 Vaccine Roll-out

15 June 2021

Data as at:
14 Jun 2021

Total vaccine doses



2,342,122 (+42,402 past 24 hours)

Total vaccine doses administered in State and Territory clinics as at 14 June

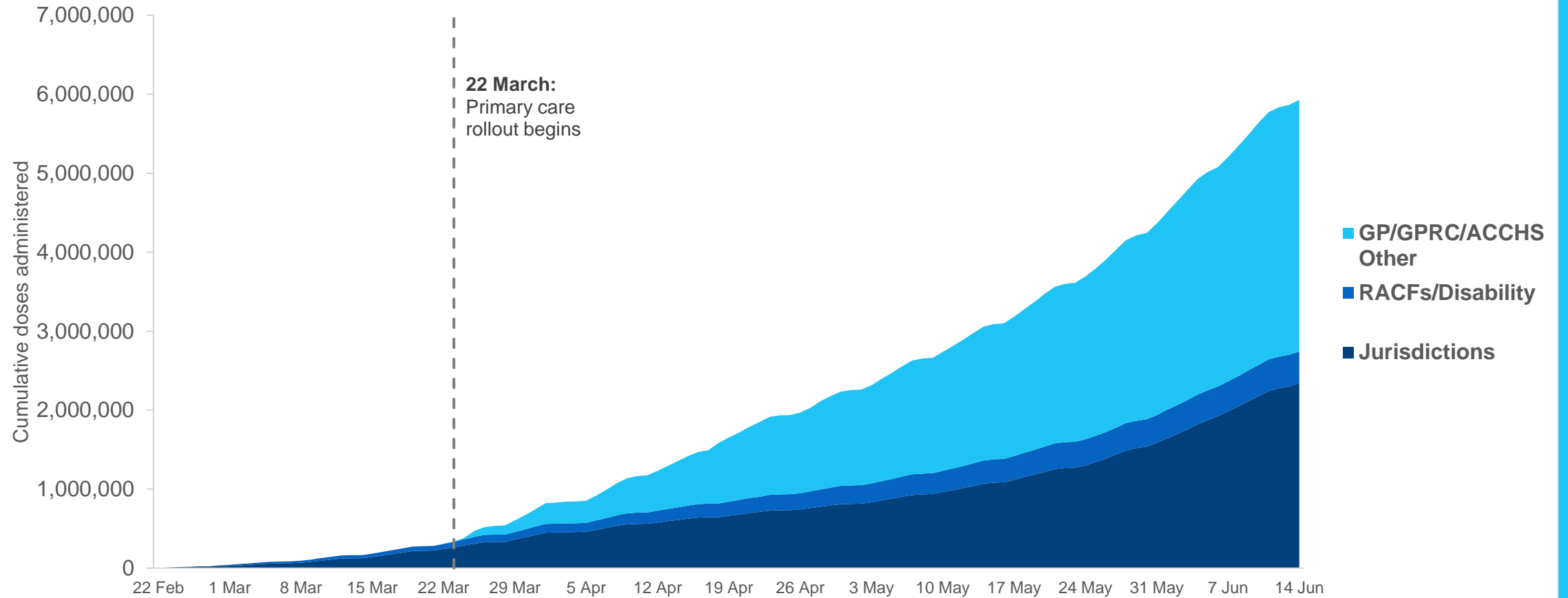


* Source: Australian Immunisation Register and self reported data. Numbers are calculated as differences in daily cumulative reported numbers to allow for historical corrections in all self-reported data sources.

Cumulative doses administered by channel

Data as at:
14 Jun 2021

Cumulative doses administered (14 June): **5,931,245**



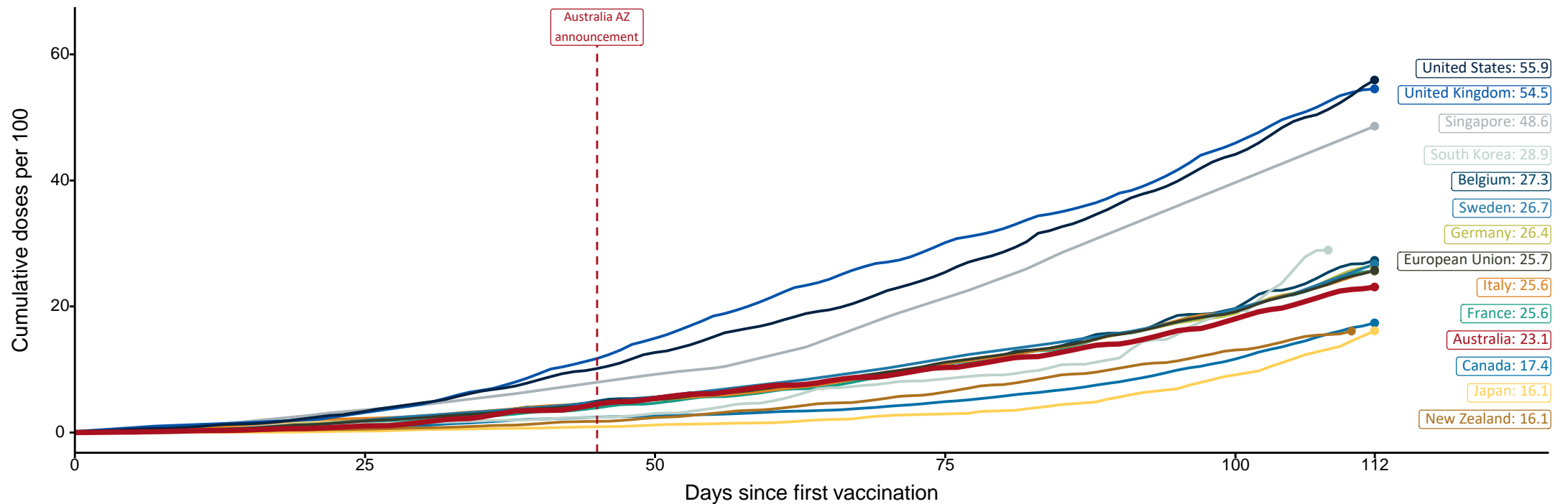
Source: Department of Health
Data as at 14 June

International comparisons at equivalent stages of rollout (Day 112)

Data as at:
14 Jun 2021

Cumulative doses administered (14 Jun): **5,931,245**

The x-axis is truncated at the length of Australia's vaccination program. Countries with intermittent reporting have had their doses per 100 imputed to Australia's current stage of rollout. Israel excluded as it is beyond scale of the graph.



Source: Department of Health (Australia), Our World in Data (international)
Latest data: 14 June

Data as at:
14 Jun 2021

Commonwealth aged care doses administered



Aged care and residential
disability doses administered

215,502

First doses

186,343

Second doses

Residential aged care
facilities

2,566

Sites visited for first doses

2,418

Sites visited for second doses



401,845

(+743 last 24 hours)

Total vaccine doses administered in aged
care and disability facilities as at 14 June

Number of doses administered as part of the Commonwealth aged and disability care rollout

NSW
129,782

(+83 last
24 hours)

VIC
105,656

(+0 last
24 hours)

QLD
77,878

(+417 last
24 hours)

WA
34,763

(+243 last
24 hours)

TAS
11,528

(+0 last
24 hours)

SA
33,201

(+0 last
24 hours)

ACT
6,644

(+0 last
24 hours)

NT
2,393

(+0 last
24 hours)

Data as at:
14 Jun 2021

Commonwealth primary care doses administered



Primary Care vaccine administration sites*


4,397	136	21	158	49
GPs	CVCs	CVCs (Pfizer)	ACCCHS	Pharmacy



3,187,278 (+20,801 last 24 hours)

Total vaccine doses administered in primary care settings as at 14 June

Primary Care vaccine administration sites as at week of 14 June



Number of doses administered as part of the Commonwealth primary care rollout

NSW
992,304
(+1,287 last 24 hours)

VIC
843,955
(+1,836 last 24 hours)

QLD
663,705
(+12,259 last 24 hours)

WA
308,821
(+4,757 last 24 hours)

TAS
75,032
(+58 last 24 hours)

SA
226,617
(+35 last 24 hours)

ACT
55,908
(+133 last 24 hours)

NT
20,936
(+436 last 24 hours)