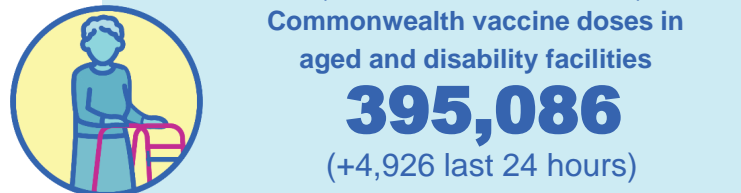
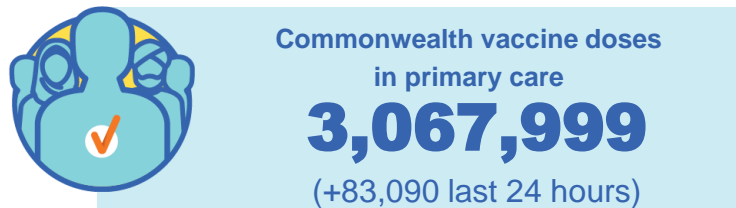
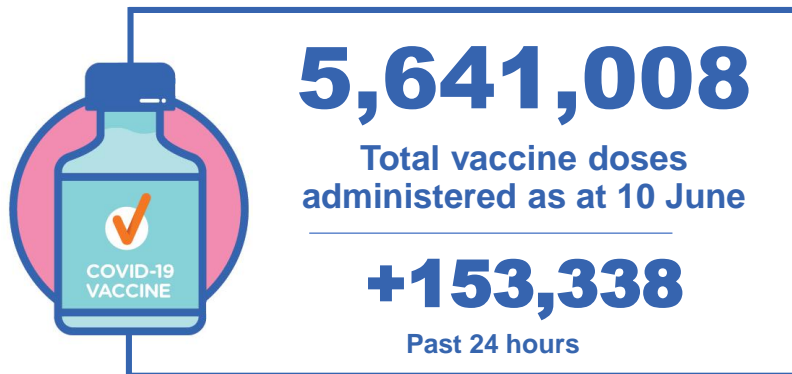


# COVID-19 Vaccine Roll-out

11 June 2021

Data as at:  
10 Jun 2021

# Total vaccine doses



**2,177,923** (+65,322 past 24 hours)

Total vaccine doses administered in State and Territory clinics as at 10 June

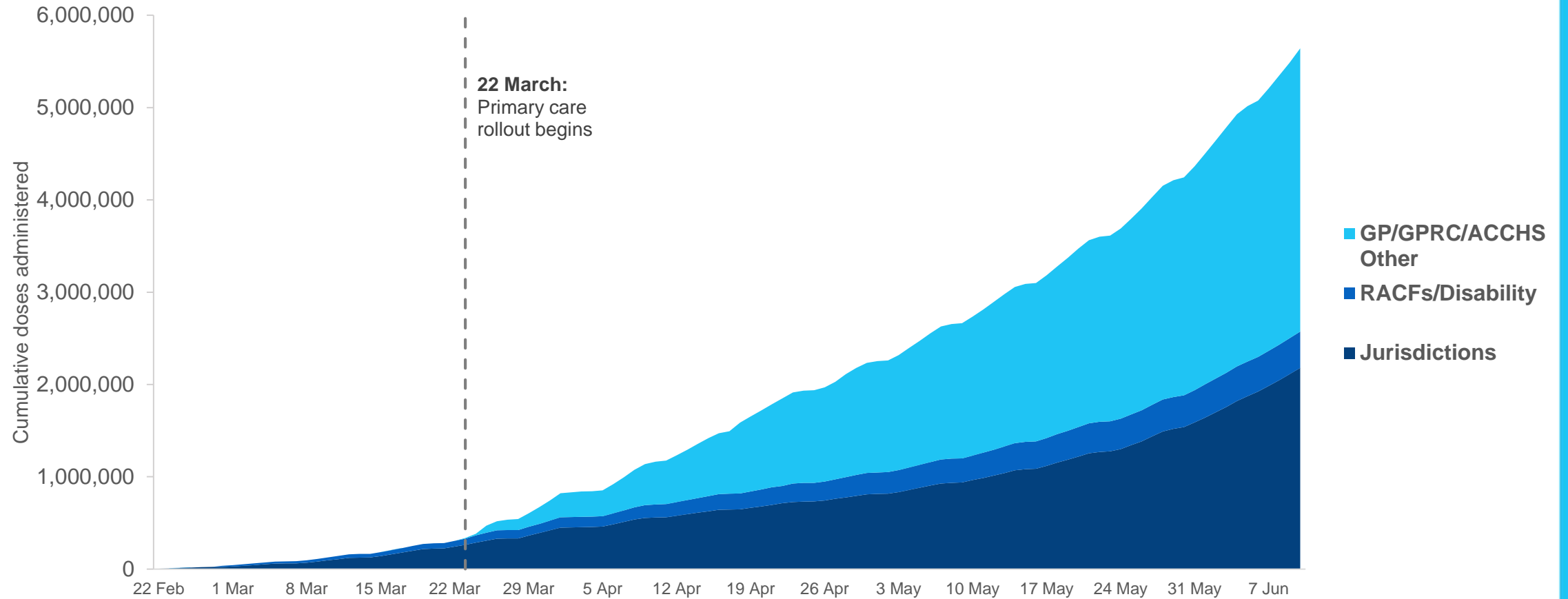


\* Source: Australian Immunisation Register and self reported data. Numbers are calculated as differences in daily cumulative reported numbers to allow for historical corrections in all self-reported data sources.

# Cumulative doses administered by channel

Data as at:  
10 Jun 2021

Cumulative doses administered (10 June): **5,641,008**



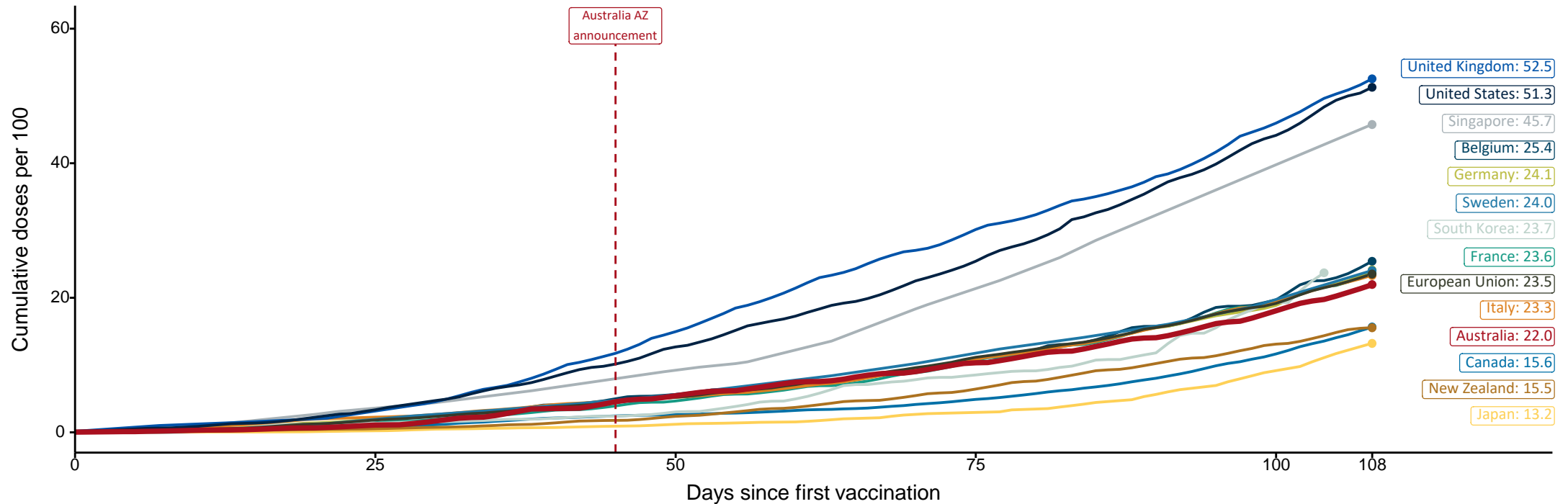
Source: Department of Health  
Data as at 10 June

Data as at: 10 Jun 2021

# International comparisons at equivalent stages of rollout (Day 108)

Cumulative doses administered (10 Jun): **5,641,008**

The x-axis is truncated at the length of Australia's vaccination program. Countries with intermittent reporting have had their doses per 100 imputed to Australia's current stage of rollout. Israel excluded as it is beyond scale of the graph.



Source: Department of Health (Australia), Our World in Data (international)  
Latest data: 10 June

Data as at:  
10 Jun 2021

# Commonwealth aged care doses administered



Aged care and residential  
disability doses administered

**211,860**

First doses

**183,226**

Second doses

Residential aged care  
facilities

**2,566**

Sites visited for first doses

**2,370**

Sites visited for second doses



**395,086**

(+4,926 last 24 hours)

Total vaccine doses administered in aged  
care and disability facilities as at 10 June

Number of doses administered as part of the Commonwealth aged and disability care rollout

**NSW**  
**128,679**

(+722 last  
24 hours)

**VIC**  
**102,627**

(+2,612 last  
24 hours)

**QLD**  
**76,575**

(+404 last  
24 hours)

**WA**  
**34,357**

(+160 last  
24 hours)

**TAS**  
**11,234**

(+176 last  
24 hours)

**SA**  
**32,589**

(+784 last  
24 hours)

**ACT**  
**6,632**

(+46 last  
24 hours)

**NT**  
**2,393**

(+22 last  
24 hours)

Data as at:  
10 Jun 2021

# Commonwealth primary care doses administered



## Primary Care vaccine administration sites\*

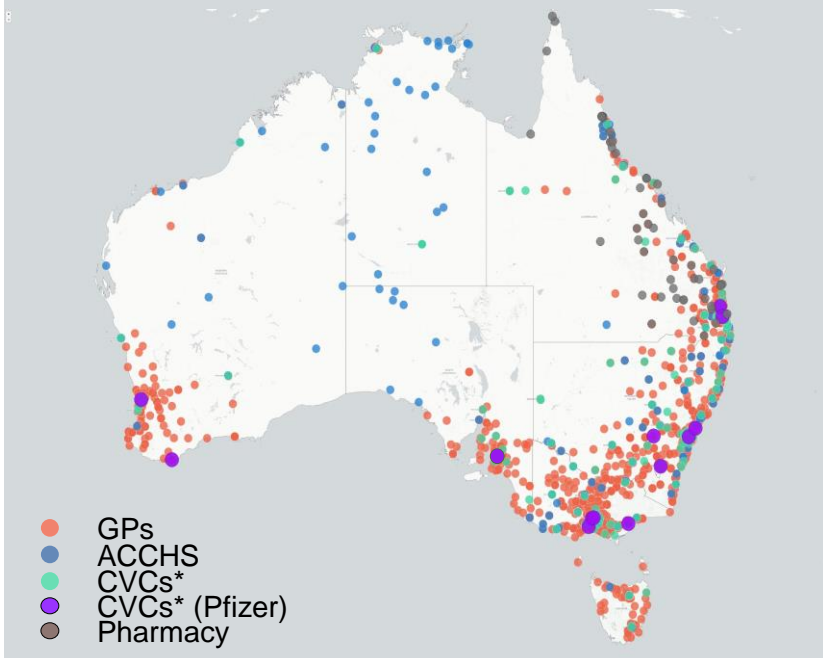
<b>4,395</b>	<b>136</b>	<b>14</b>	<b>157</b>	<b>49</b>
GPs	CVCs	CVCs (Pfizer)	ACCHS	Pharmacy



**3,067,999** (+83,090 last 24 hours)

Total vaccine doses administered in primary care settings as at 10 June

## Primary Care vaccine administration sites as at week of 7 June



## Number of doses administered as part of the Commonwealth primary care rollout

**NSW**  
**965,507**  
(+24,959 last 24 hours)

**VIC**  
**808,611**  
(+23,604 last 24 hours)

**QLD**  
**634,420**  
(+16,710 last 24 hours)

**WA**  
**293,127**  
(+7,618 last 24 hours)

**TAS**  
**72,764**  
(+1,917 last 24 hours)

**SA**  
**220,613**  
(+6,333 last 24 hours)

**ACT**  
**53,788**  
(+1,220 last 24 hours)

**NT**  
**19,169**  
(+729 last 24 hours)