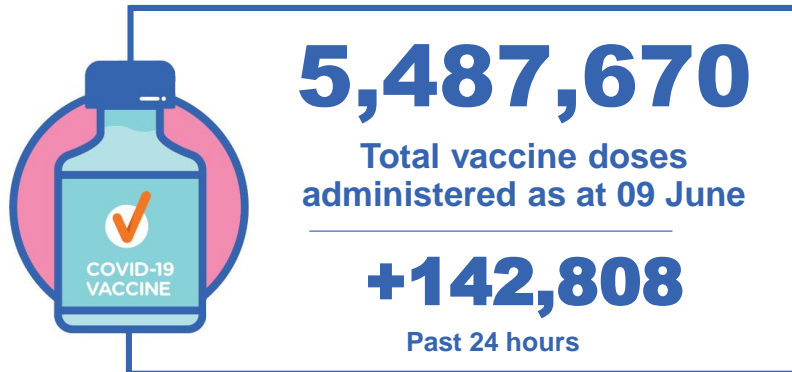


COVID-19 Vaccine Roll-out

10 June 2021

Data as at:
09 Jun 2021

Total vaccine doses



2,112,601 (+66,678 past 24 hours)

Total vaccine doses administered in State and Territory clinics as at 09 June

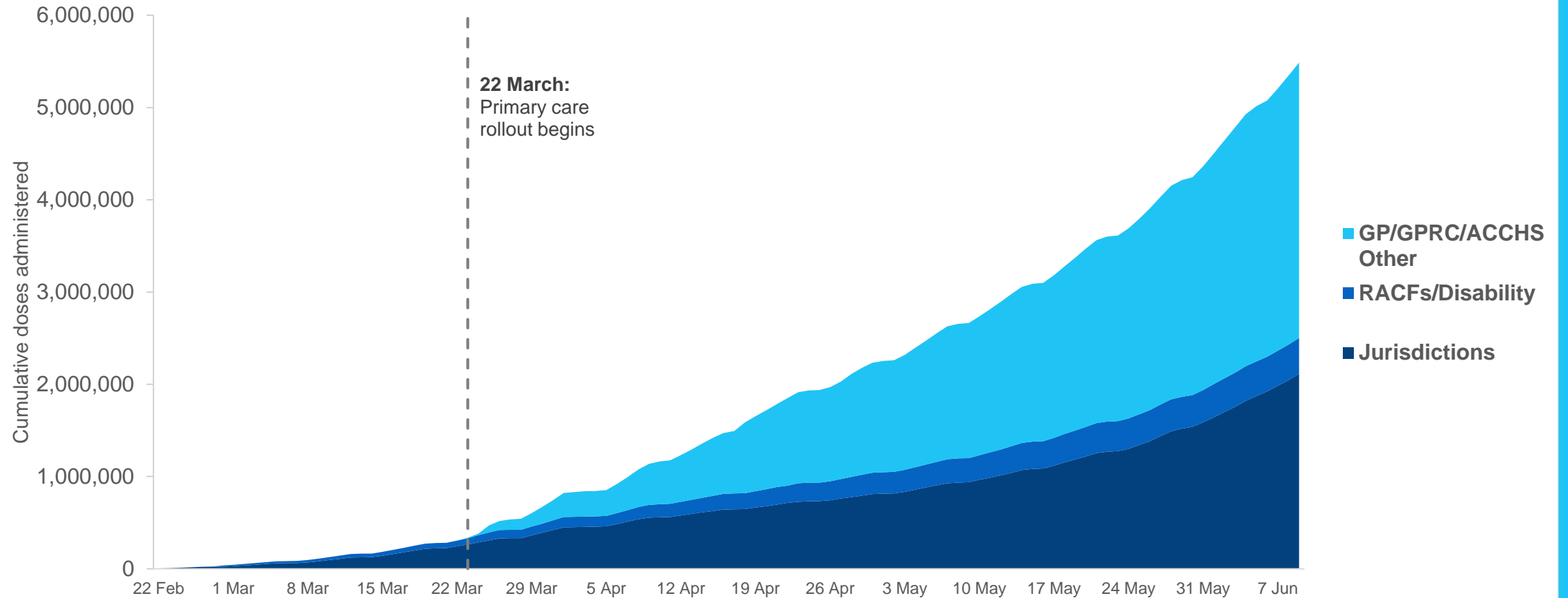


* Source: Australian Immunisation Register and self reported data. Numbers are calculated as differences in daily cumulative reported numbers to allow for historical corrections in all self-reported data sources.

Cumulative doses administered by channel

Data as at:
09 Jun 2021

Cumulative doses administered (09 June): **5,487,670**



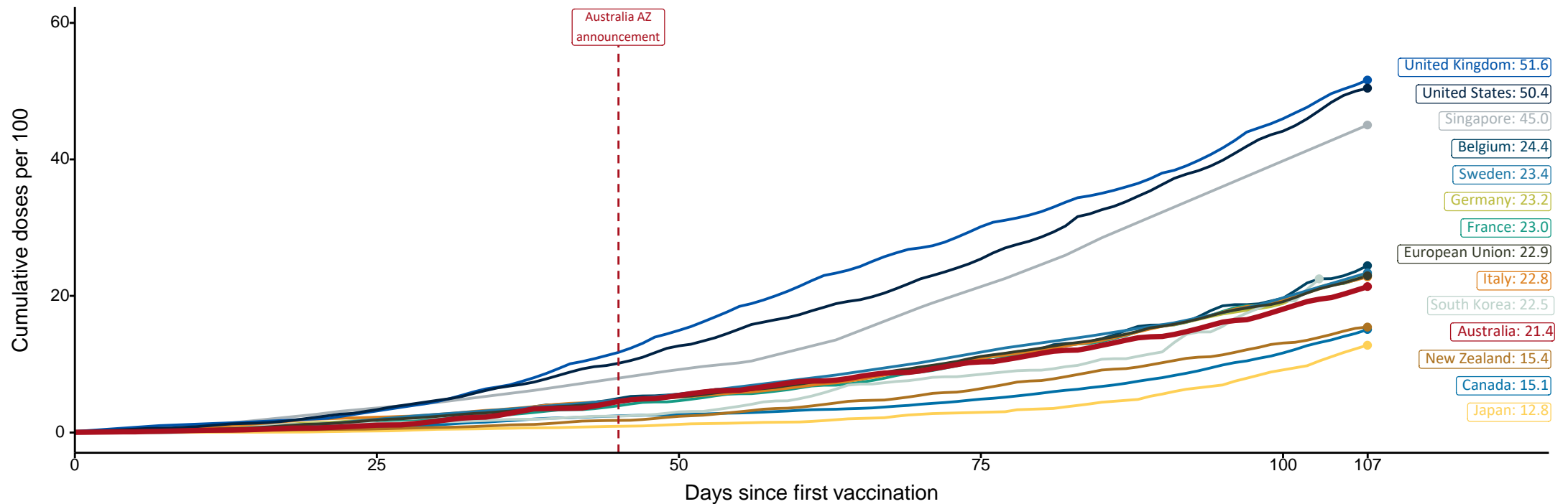
Source: Department of Health
Data as at 09 June

International comparisons at equivalent stages of rollout (Day 107)

Data as at: 09 Jun 2021

Cumulative doses administered (09 Jun): **5,487,670**

The x-axis is truncated at the length of Australia's vaccination program. Countries with intermittent reporting have had their doses per 100 imputed to Australia's current stage of rollout. Israel excluded as it is beyond scale of the graph.



Source: Department of Health (Australia), Our World in Data (international)
Latest data: 09 June

Data as at:
09 Jun 2021

Commonwealth aged care doses administered



Aged care and residential
disability doses administered

209,949

First doses

180,211

Second doses

Residential aged care
facilities

2,565

Sites visited for first doses

2,318

Sites visited for second doses



390,160

(+5,194 last 24 hours)

Total vaccine doses administered in aged
care and disability facilities as at 09 June

Number of doses administered as part of the Commonwealth aged and disability care rollout

NSW
127,957

(+1,208 last
24 hours)

VIC
100,015

(+2,240 last
24 hours)

QLD
76,171

(+633 last
24 hours)

WA
34,197

(+221 last
24 hours)

TAS
11,058

(+160 last
24 hours)

SA
31,805

(+671 last
24 hours)

ACT
6,586

(+31 last
24 hours)

NT
2,371

(+30 last
24 hours)

Data as at:
09 Jun 2021

Commonwealth primary care doses administered



Primary Care vaccine administration sites*

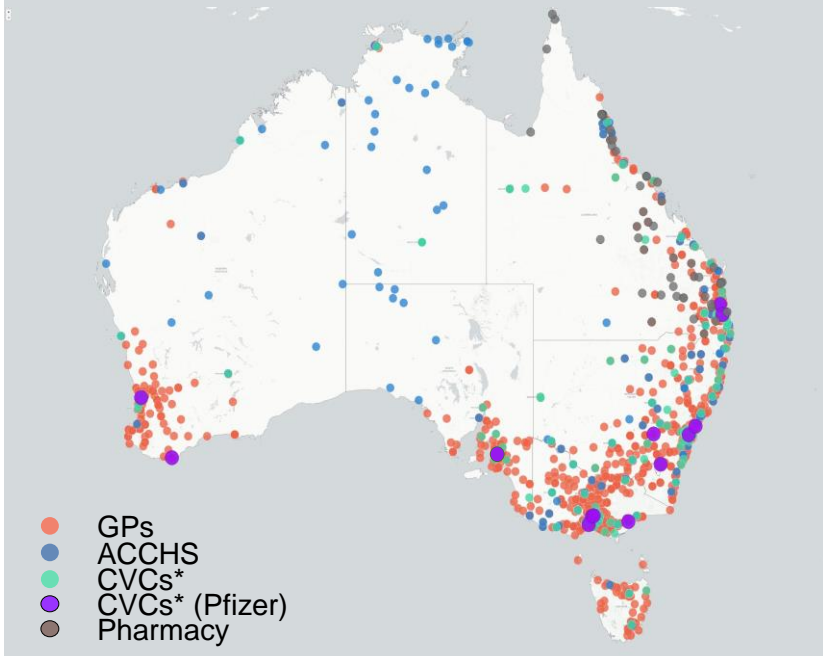
4,395	136	14	157	49
GPs	CVCs	CVCs (Pfizer)	ACCHS	Pharmacy



2,984,909 (+70,936 last 24 hours)

Total vaccine doses administered in primary care settings as at 09 June

Primary Care vaccine administration sites as at week of 7 June



Number of doses administered as part of the Commonwealth primary care rollout

NSW
940,548
(+21,225 last 24 hours)

VIC
785,007
(+21,961 last 24 hours)

QLD
617,710
(+13,219 last 24 hours)

WA
285,509
(+6,708 last 24 hours)

TAS
70,847
(+724 last 24 hours)

SA
214,280
(+5,334 last 24 hours)

ACT
52,568
(+1,045 last 24 hours)

NT
18,440
(+720 last 24 hours)