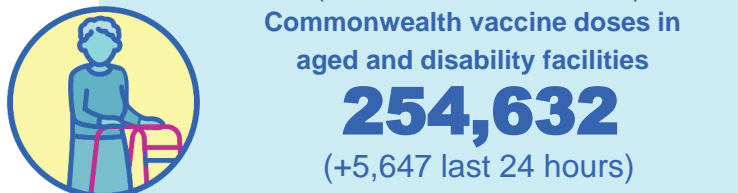
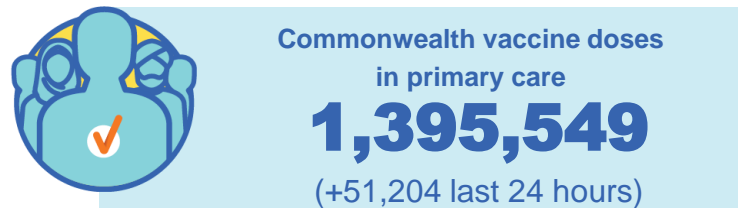
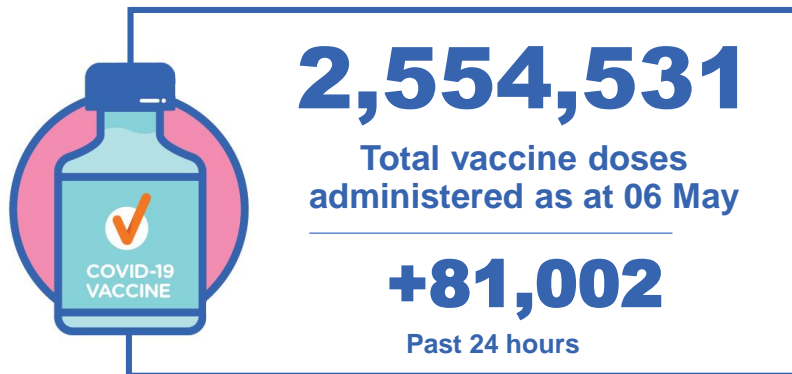


# COVID-19 Vaccine Roll-out

07 May 2021

Data as at:  
06 May 2021

# Total vaccine doses



**904,350** (+24,151 past 24 hours)

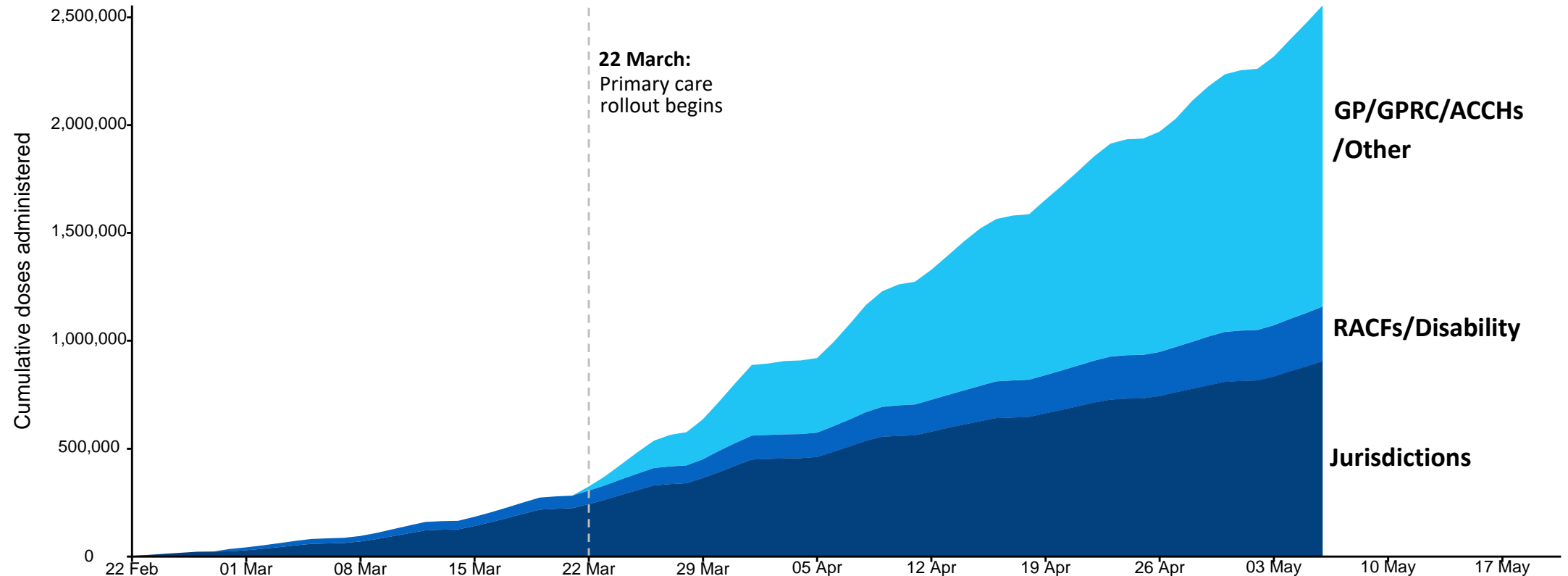
Total vaccine doses administered as in State and Territory clinics as at 06 May



# Cumulative doses administered by channel

Data as at:  
06 May 2021

Cumulative doses administered (06 May): **2,554,531**



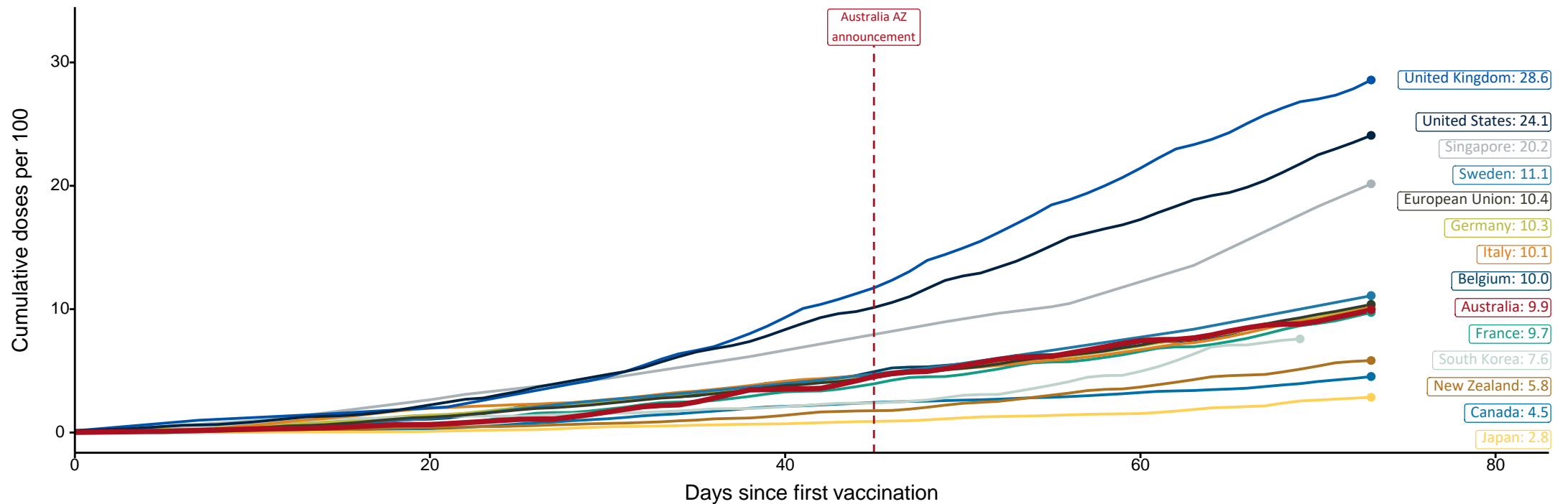
Source: Department of Health  
Data as at 06 May

# International comparisons at equivalent stages of rollout

Data as at: 06 May 2021

Cumulative doses administered (06 May): **2,554,531**

The x-axis is truncated at the length of Australia's vaccination program. Countries with intermittent reporting have had their doses per 100 imputed to Australia's current stage of rollout. Israel excluded as it is beyond scale of the graph



Source: Department of Health (Australia), Our World in Data (international)  
Latest data: 06 May

Data as at:  
06 May 2021

# Commonwealth aged care doses administered



Aged care and residential  
disability doses administered

**151,552**

First doses

**103,080**

Second doses

Residential aged care  
facilities

**1,869**

Sites visited for first doses

**1,270**

Sites visited for second doses



**254,632**

(+5,647 last 24 hours)

Total vaccine doses administered in aged  
care and disability facilities as at 06 May

Number of doses administered as part of the Commonwealth aged and disability care rollout

**NSW**  
**82,872**

(+1,553 last  
24 hours)

**VIC**  
**51,851**

(+1,921 last  
24 hours)

**QLD**  
**62,029**

(+1,252 last  
24 hours)

**WA**  
**24,306**

(+399 last  
24 hours)

**TAS**  
**7,902**

(+90 last  
24 hours)

**SA**  
**18,699**

(+384 last  
24 hours)

**ACT**  
**5,651**

(+43 last  
24 hours)

**NT**  
**1,322**

(+5 last  
24 hours)

# Commonwealth primary care doses administered

Data as at:  
06 May 2021



Primary Care vaccine administration sites\*

**4,385**  
GP sites

**136**  
GPRC sites

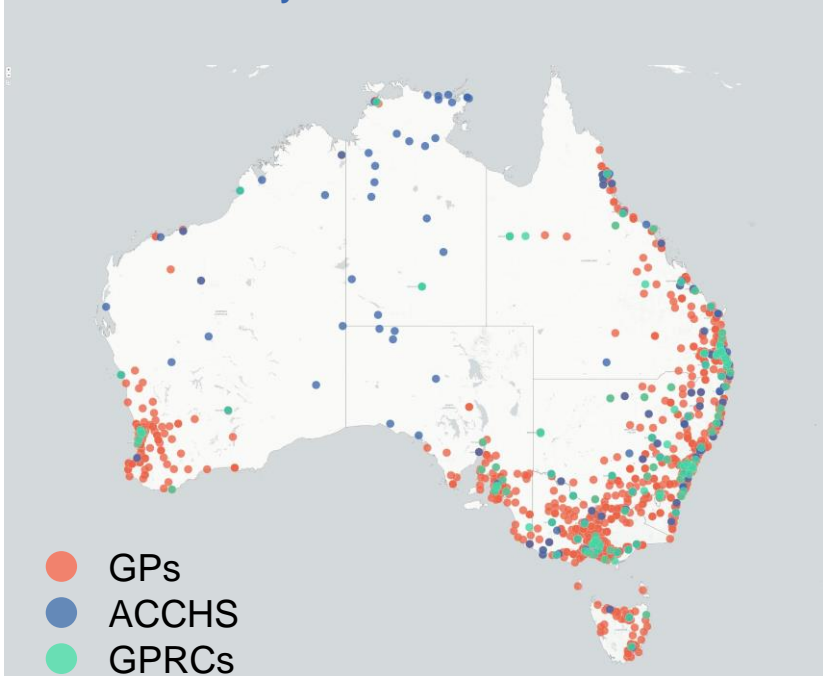
**152**  
ACCHS



**1,395,549** (+51,204 last 24 hours)

Total vaccine doses administered in  
primary care settings as at 06 May

Primary Care vaccine administration sites  
as at week of 3 May



Number of doses administered as part of the Commonwealth primary care rollout

**NSW**  
**444,861**  
(+15,103 last  
24 hours)

**VIC**  
**342,289**  
(+12,706 last  
24 hours)

**QLD**  
**304,925**  
(+12,254 last  
24 hours)

**WA**  
**132,830**  
(+5,636 last  
24 hours)

**TAS**  
**35,840**  
(+1,044 last  
24 hours)

**SA**  
**103,568**  
(+3,551 last  
24 hours)

**ACT**  
**23,722**  
(+627 last  
24 hours)

**NT**  
**7,514**  
(+283 last  
24 hours)