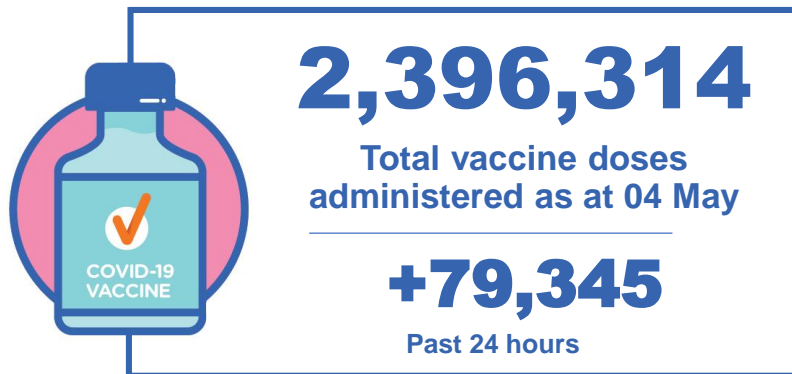


# COVID-19 Vaccine Roll-out

05 May 2021

Data as at:  
04 May 2021

# Total vaccine doses



Commonwealth vaccine doses  
**1,538,213**  
(+54,814 last 24 hours)



Commonwealth vaccine doses in primary care  
**1,294,713**  
(+49,596 last 24 hours)

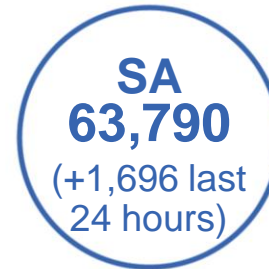
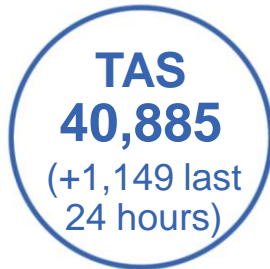


Commonwealth vaccine doses in aged and disability facilities  
**243,500**  
(+5,218 last 24 hours)



**858,101** (+24,531 past 24 hours)

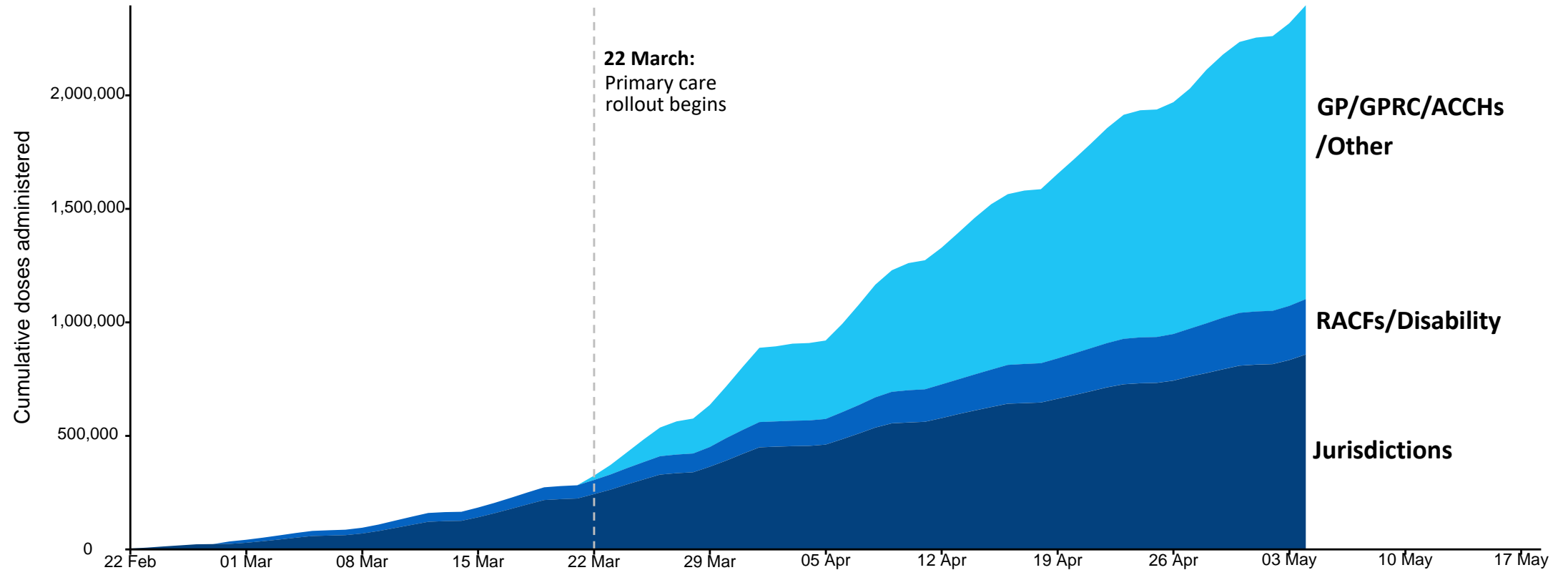
Total vaccine doses administered as in State and Territory clinics as at 04 May



# Cumulative doses administered by channel

Data as at:  
04 May 2021

Cumulative doses administered (04 May): **2,396,314**



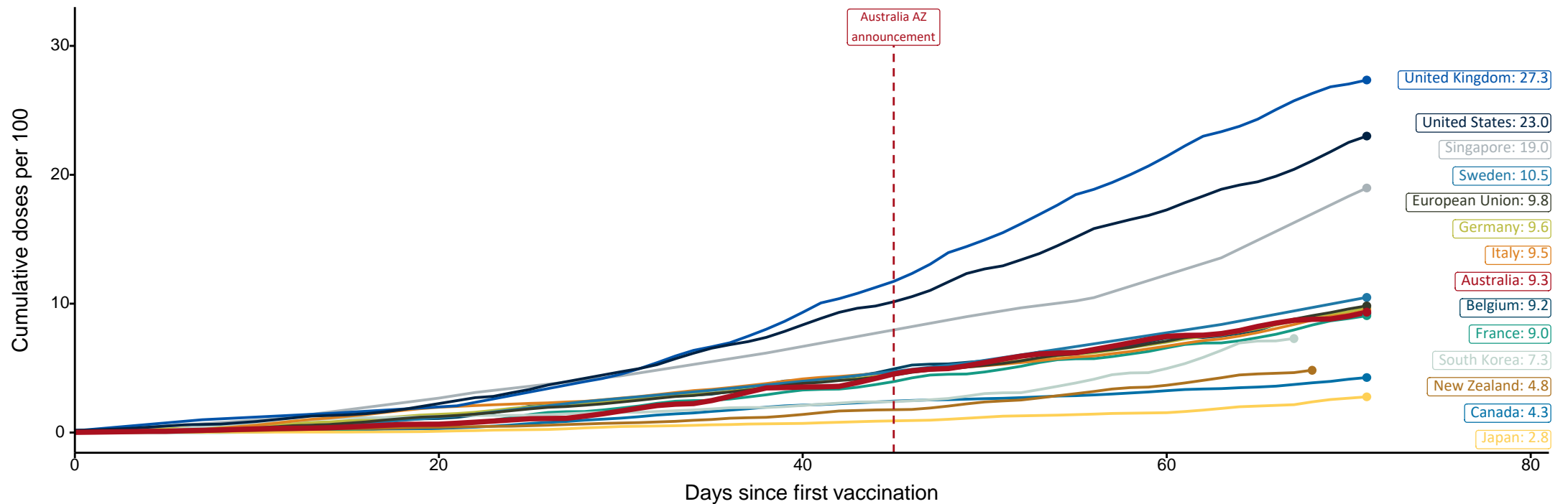
Source: Department of Health  
Data as at 04 May

Data as at:  
04 May 2021

# International comparisons at equivalent stages of rollout

Cumulative doses administered (04 May): **2,396,314**

The x-axis is truncated at the length of Australia's vaccination program. Countries with intermittent reporting have had their doses per 100 imputed to Australia's current stage of rollout. Israel excluded as it is beyond scale of the graph



Source: Department of Health (Australia), Our World in Data (international)  
Latest data: 04 May

Data as at:  
04 May 2021

# Commonwealth aged care doses administered



Aged care and residential  
disability doses administered

**147,333**

First doses

**96,167**

Second doses

Residential aged care  
facilities

**1,804#**

Sites visited for first doses

**1,176#**

Sites visited for second doses



**243,500**

(+5,218 last 24 hours)

Total vaccine doses administered in aged  
care and disability facilities as at 04 May

Number of doses administered as part of the Commonwealth aged and disability care rollout

**NSW**  
**78,943**

(+2,064 last  
24 hours)

**VIC**  
**48,709**

(+1,638 last  
24 hours)

**QLD**  
**59,879**

(+574 last  
24 hours)

**WA**  
**23,430**

(+330 last  
24 hours)

**TAS**  
**7,812**

(+156 last  
24 hours)

**SA**  
**17,852**

(+405 last  
24 hours)

**ACT**  
**5,558**

(+51 last  
24 hours)

**NT**  
**1,317**

(+0 last  
24 hours)

# Commonwealth primary care doses administered

Data as at:  
04 May 2021



Primary Care vaccine administration sites\*

**4,385**  
GP sites

**136**  
GPRC sites

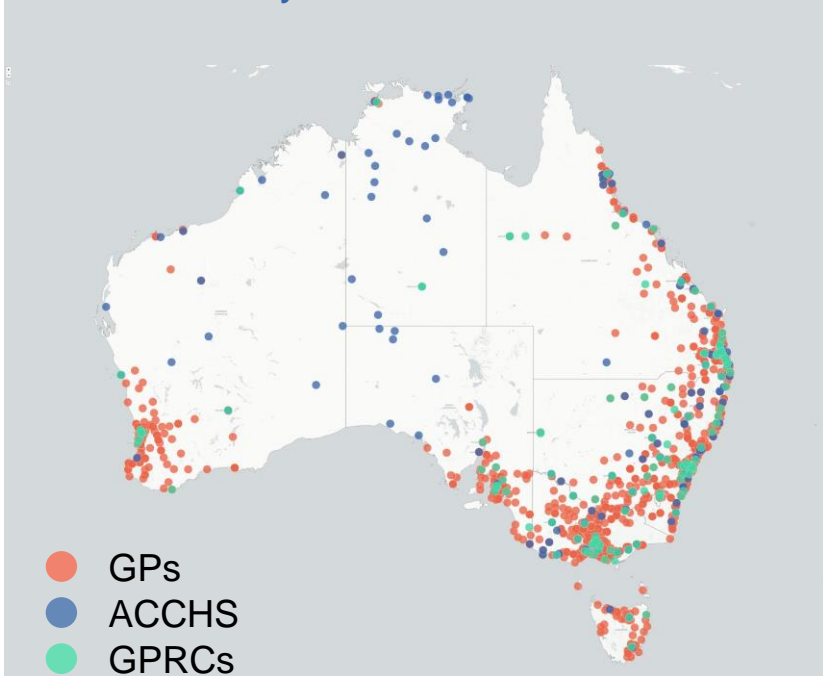
**152**  
ACCHS



**1,294,713** (+49,596 last 24 hours)

Total vaccine doses administered in  
primary care settings as at 04 May

Primary Care vaccine administration sites  
as at week of 3 May



Number of doses administered as part of the Commonwealth primary care rollout

**NSW**  
**414,733**  
(+15,482 last  
24 hours)

**VIC**  
**317,331**  
(+11,958 last  
24 hours)

**QLD**  
**280,763**  
(+11,714 last  
24 hours)

**WA**  
**121,870**  
(+5,010 last  
24 hours)

**TAS**  
**34,208**  
(+948 last  
24 hours)

**SA**  
**96,342**  
(+3,475 last  
24 hours)

**ACT**  
**22,542**  
(+825 last  
24 hours)

**NT**  
**6,924**  
(+184 last  
24 hours)