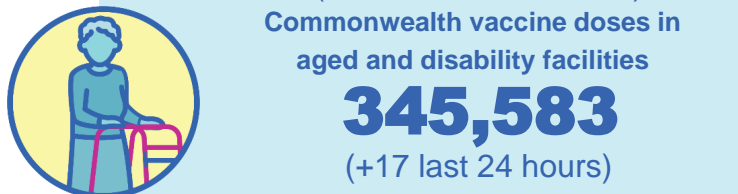
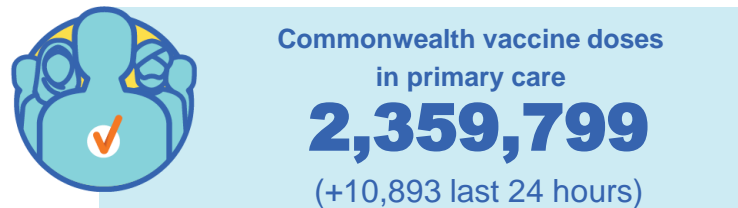
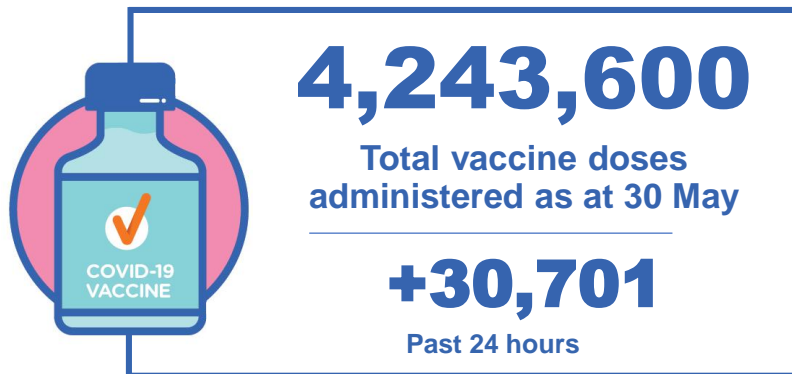


# COVID-19 Vaccine Roll-out

31 May 2021

Data as at:  
30 May 2021

# Total vaccine doses



**1,538,218** (+19,791 past 24 hours)

Total vaccine doses administered in State and Territory clinics as at 30 May

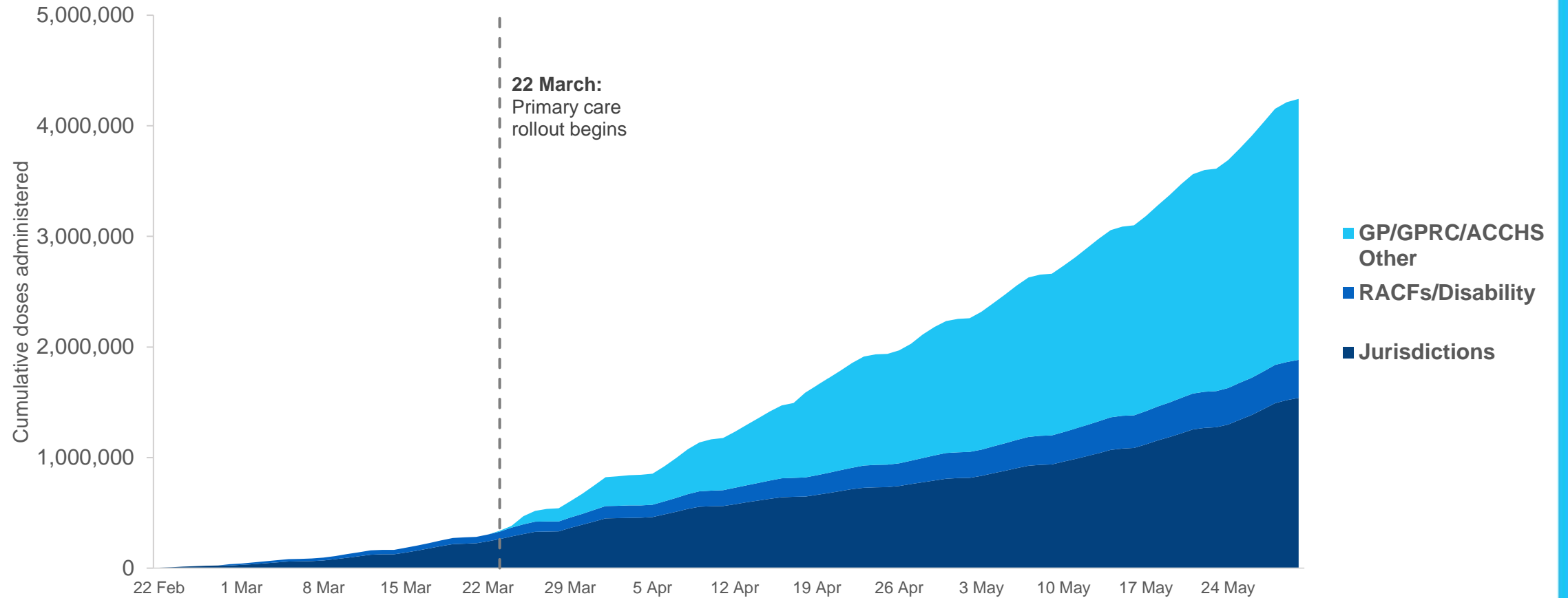


\* Source: Australian Immunisation Register and self reported data. Numbers are calculated as differences in daily cumulative reported numbers to allow for historical corrections in all self-reported data sources.

# Cumulative doses administered by channel

Data as at:  
30 May 2021

Cumulative doses administered (30 May): **4,243,600**



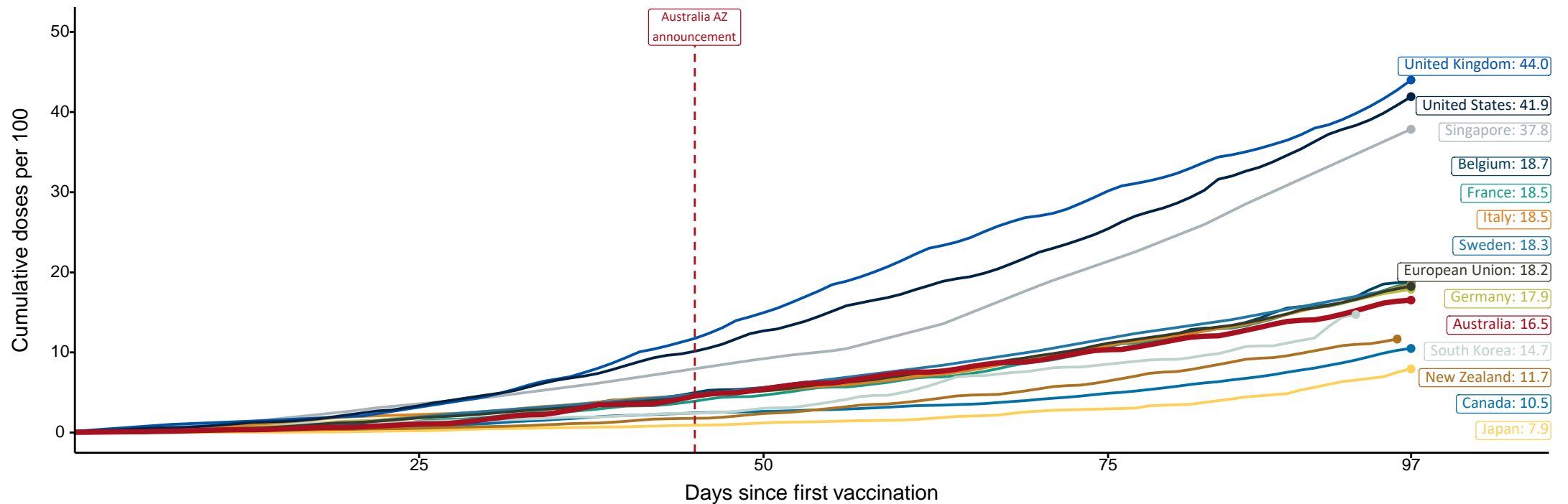
Source: Department of Health  
Data as at 30 May

Data as at:  
30 May 2021

# International comparisons at equivalent stages of rollout (Day 97)

Cumulative doses administered (30 May): **4,243,600**

The x-axis is truncated at the length of Australia's vaccination program. Countries with intermittent reporting have had their doses per 100 imputed to Australia's current stage of rollout. Israel excluded as it is beyond scale of the graph



Source: Department of Health (Australia), Our World in Data (international)  
Latest data: 30 May

Data as at:  
30 May 2021

# Commonwealth aged care doses administered



Aged care and residential  
disability doses administered

**196,580**

First doses

**149,003**

Second doses

Residential aged care  
facilities

**2,537**

Sites visited for first doses

**1,920**

Sites visited for second doses



**345,583**

(+17 last 24 hours)

Total vaccine doses administered in aged  
care and disability facilities as at 30 May

Number of doses administered as part of the Commonwealth aged and disability care rollout

**NSW**  
**119,250**

(+0 last  
24 hours)

**VIC**  
**77,134**

(+0 last  
24 hours)

**QLD**  
**72,559**

(+17 last  
24 hours)

**WA**  
**31,318**

(+0 last  
24 hours)

**TAS**  
**10,192**

(+0 last  
24 hours)

**SA**  
**27,166**

(+0 last  
24 hours)

**ACT**  
**6,219**

(+0 last  
24 hours)

**NT**  
**1,745**

(+0 last  
24 hours)

# Commonwealth primary care doses administered

Data as at:  
30 May 2021



Primary Care vaccine administration sites\*

**4,400**  
GP sites

**136**  
GPRC sites

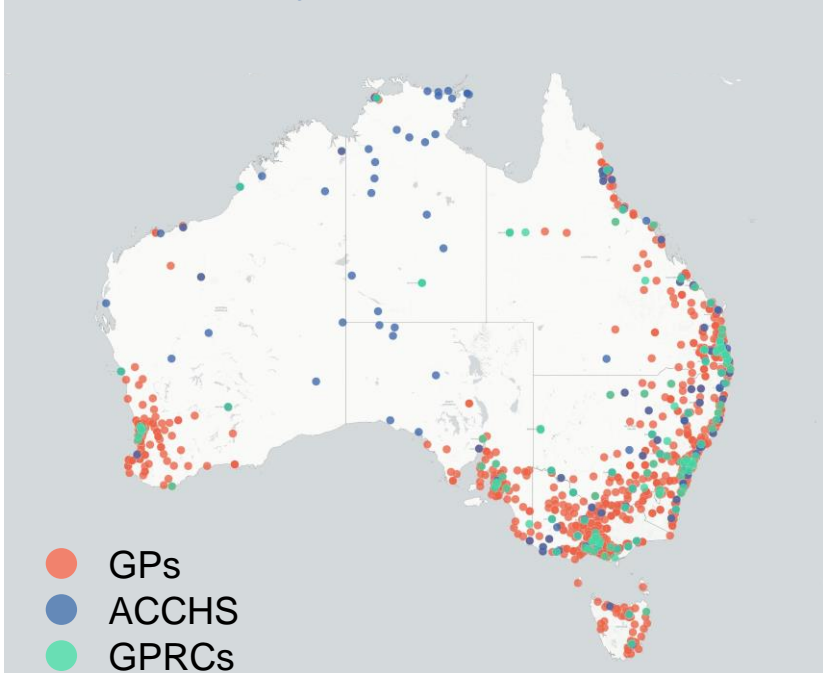
**154**  
ACCHS



**2,359,799** (+10,893 last 24 hours)

Total vaccine doses administered in  
primary care settings as at 30 May

Primary Care vaccine administration sites  
as at week of 17 May



Number of doses administered as part of the Commonwealth primary care rollout

**NSW**  
**751,718**  
(+1,989 last  
24 hours)

**VIC**  
**581,283**  
(+5,141 last  
24 hours)

**QLD**  
**503,262**  
(+1,313 last  
24 hours)

**WA**  
**236,340**  
(+1,192 last  
24 hours)

**TAS**  
**58,713**  
(+220 last  
24 hours)

**SA**  
**172,153**  
(+410 last  
24 hours)

**ACT**  
**42,401**  
(+606 last  
24 hours)

**NT**  
**13,929**  
(+22 last  
24 hours)

# Administration and Utilisation

## Doses as at Week 14

	Distributed (including coming weeks)	Available (delivered weeks 1 - 13, until 23 May)	Administered (weeks 1 - 14, until 30 May)	Available minus Administered	Estimated Dose Utilisation % (see note)
NSW	641,030	562,640	418,996	143,644	84%
VIC	787,780	666,060	476,242	189,818	82%
QLD	457,040	405,560	220,152	185,408	64%
WA	288,972	251,078	168,951	82,127	77%
SA	209,500	166,330	106,559	59,771	74%
TAS	91,954	82,834	65,557	17,277	89%
NT	71,052	61,692	32,946	28,746	63%
ACT	60,460	60,460	48,815	11,645	91%
Jurisdiction delivered total	2,607,788	2,256,654	1,538,218	718,436	78%
Commonwealth Aged Care & Disability	397,716	375,480	345,583	29,897	N/A
Commonwealth Primary Care	4,163,040	3,784,522	2,359,799	1,424,723	72%
Total	7,168,544	6,416,656	4,243,600	2,173,056	76%

### About this data

- Distributed – Total doses delivered to sites. Based on logistics provider data. This figure includes doses allocated for administration in the coming week.
- Available – total doses that could have been administered to date. (i.e. does not include those deliveries recently received, and intended for use in the coming week).
- Administered – Doses administered as at 30 May 2021.
- The dose utilisation is calculated based on the total doses administered and a small % wastage in line with international standards in relation to total available doses.
- Distributed and Available figures have been amended based on Jurisdictional reallocation of doses to Primary Care locations.
- For Aged Care & Disability, the doses available for administration is for the full period (Weeks 1-14).
- Aged care & disability utilisation is not provided as the in-reach rollout is demand-based, with vaccines ordered based on resident numbers.