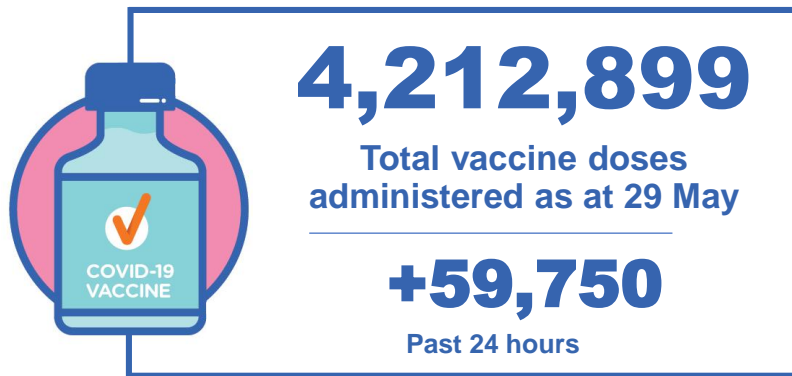


COVID-19 Vaccine Roll-out

30 May 2021

Data as at:
29 May 2021

Total vaccine doses



Commonwealth vaccine doses
2,694,472
(+32,350 last 24 hours)



Commonwealth vaccine doses in primary care
2,348,906
(+32,893 last 24 hours)



Commonwealth vaccine doses in aged and disability facilities
345,566
(-543 last 24 hours)



1,518,427 (+27,400 past 24 hours)

Total vaccine doses administered in State and Territory clinics as at 29 May

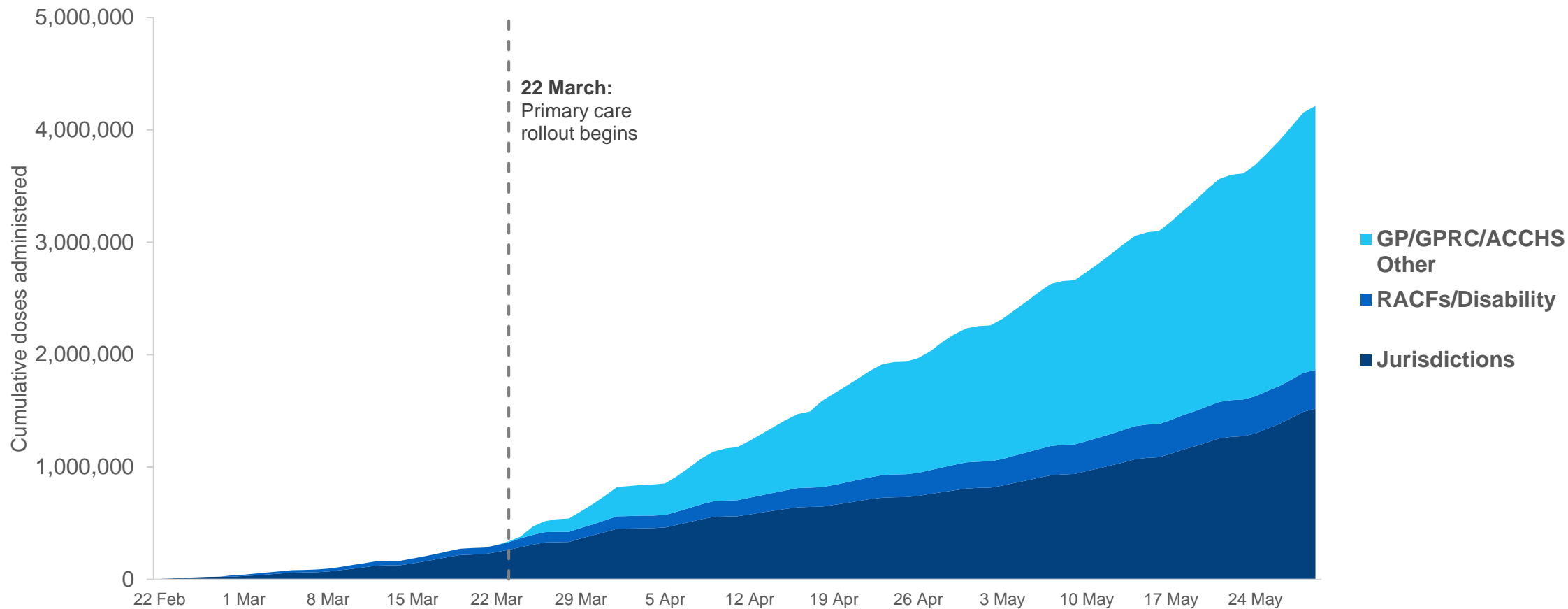


* Source: Australian Immunisation Register and self reported data. Numbers are calculated as differences in daily cumulative reported numbers to allow for historical corrections in all self-reported data sources.

Cumulative doses administered by channel

Data as at:
29 May 2021

Cumulative doses administered (29 May): **4,212,899**



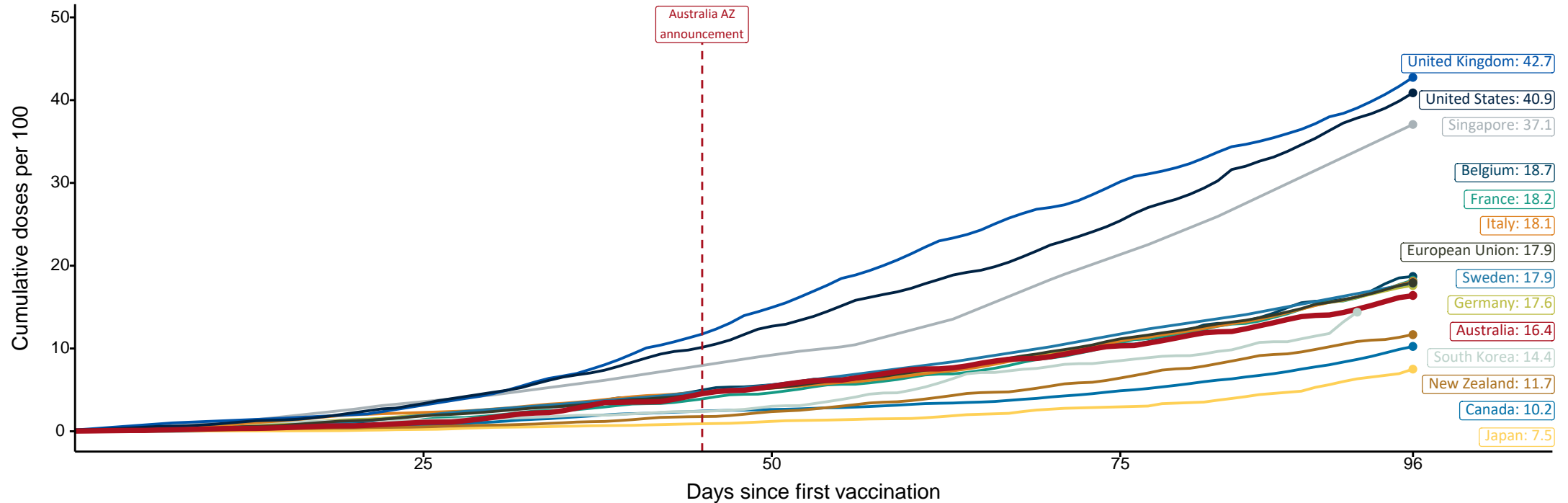
Source: Department of Health
Data as at 29 May

Data as at:
29 May 2021

International comparisons at equivalent stages of rollout (Day 96)

Cumulative doses administered (29 May): **4,212,899**

The x-axis is truncated at the length of Australia's vaccination program. Countries with intermittent reporting have had their doses per 100 imputed to Australia's current stage of rollout. Israel excluded as it is beyond scale of the graph.



Source: Department of Health (Australia), Our World in Data (international)
Latest data: 29 May

Data as at:
29 May 2021

Commonwealth aged care doses administered



Aged care and residential
disability doses administered

196,580

First doses

148,986

Second doses

Residential aged care
facilities

2,534

Sites visited for first doses

1,914

Sites visited for second doses



345,566

(-543 last 24 hours)

Total vaccine doses administered in aged
care and disability facilities as at 29 May

Number of doses administered as part of the Commonwealth aged and disability care rollout

NSW
119,250

(+228 last
24 hours)

VIC
77,134

(-48# last
24 hours)

QLD
72,542

(-669# last
24 hours)

WA
31,318

(+0 last
24 hours)

TAS
10,192

(+0 last
24 hours)

SA
27,166

(-54# last
24 hours)

ACT
6,219

(+0 last
24 hours)

NT
1,745

(+0 last
24 hours)

Commonwealth primary care doses administered

Data as at:
29 May 2021



Primary Care vaccine administration sites*

4,400
GP sites

136
GPRC sites

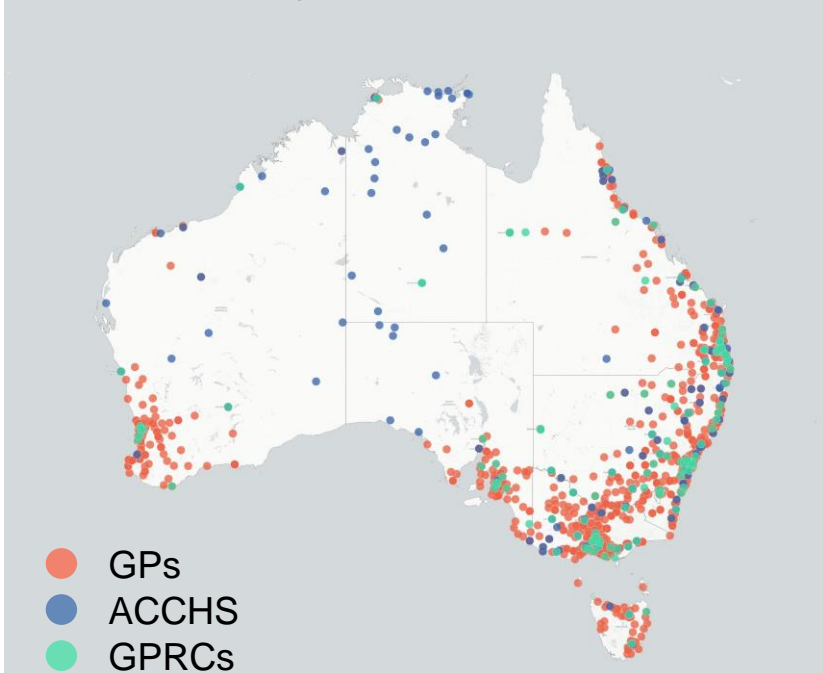
154
ACCHS



2,348,906 (+32,893 last 24 hours)

Total vaccine doses administered in
primary care settings as at 29 May

Primary Care vaccine administration sites
as at week of 17 May



Number of doses administered as part of the Commonwealth primary care rollout

NSW
749,729
(+8,578 last
24 hours)

VIC
576,142
(+12,180 last
24 hours)

QLD
501,949
(+4,650 last
24 hours)

WA
235,148
(+3,791 last
24 hours)

TAS
58,493
(+1,328 last
24 hours)

SA
171,743
(+1,858 last
24 hours)

ACT
41,795
(+498 last
24 hours)

NT
13,907
(+10 last
24 hours)