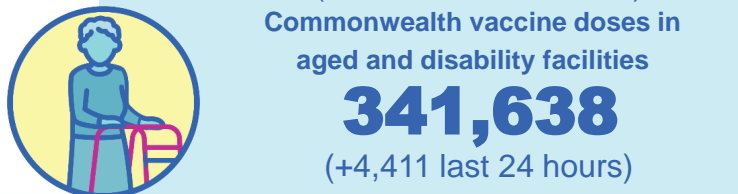
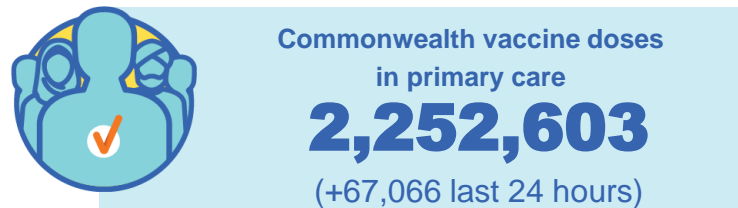
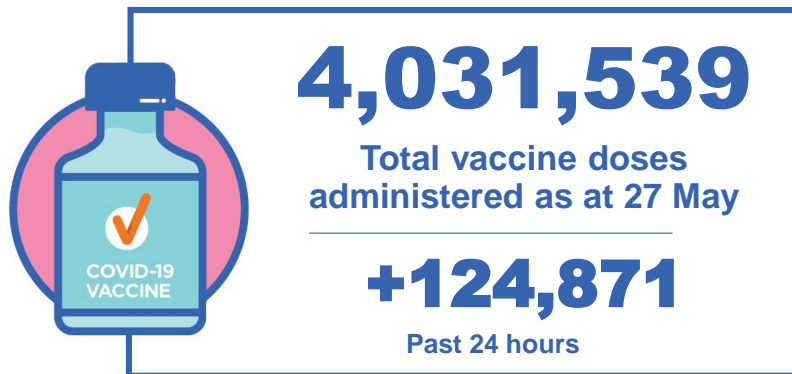


# COVID-19 Vaccine Roll-out

28 May 2021

Data as at:  
27 May 2021

# Total vaccine doses



**1,437,298** (+53,394 past 24 hours)

Total vaccine doses administered in State and Territory clinics as at 27 May

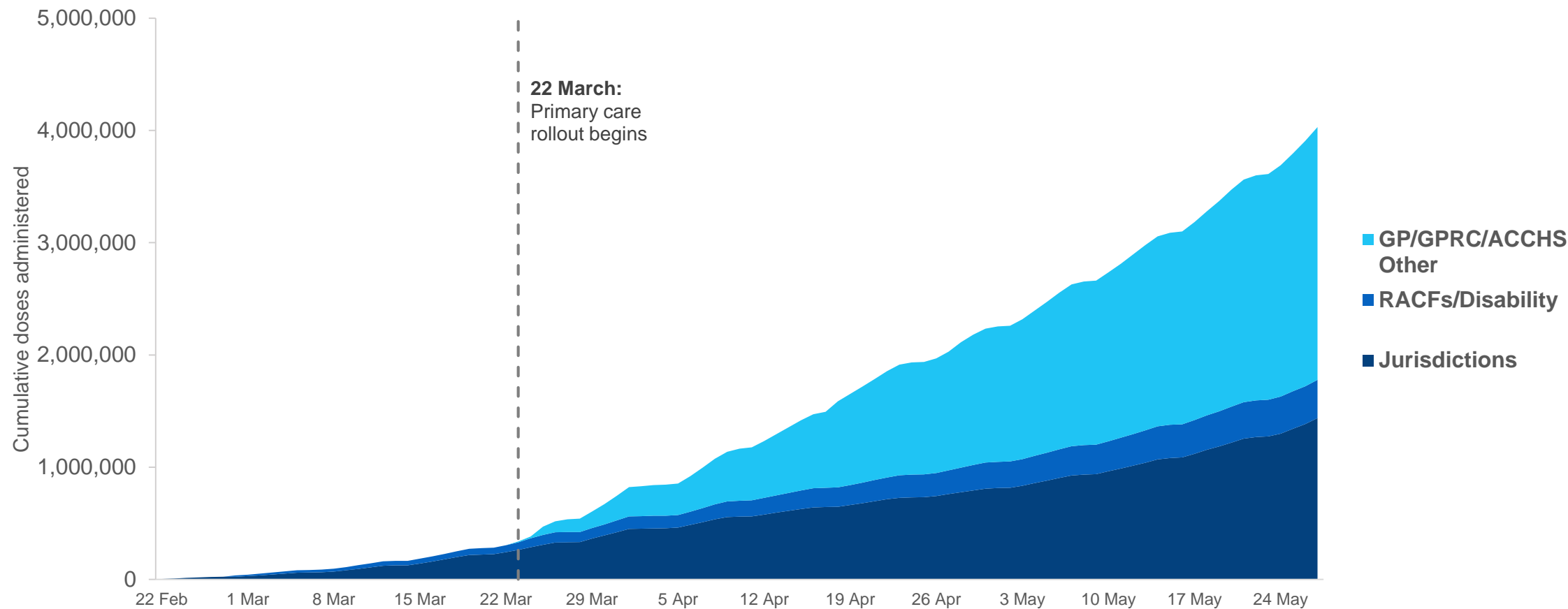


\* Source: Australian Immunisation Register and self reported data. Numbers are calculated as differences in daily cumulative reported numbers to allow for historical corrections in all self-reported data sources.

# Cumulative doses administered by channel

Data as at:  
27 May 2021

Cumulative doses administered (27 May): **4,031,539**



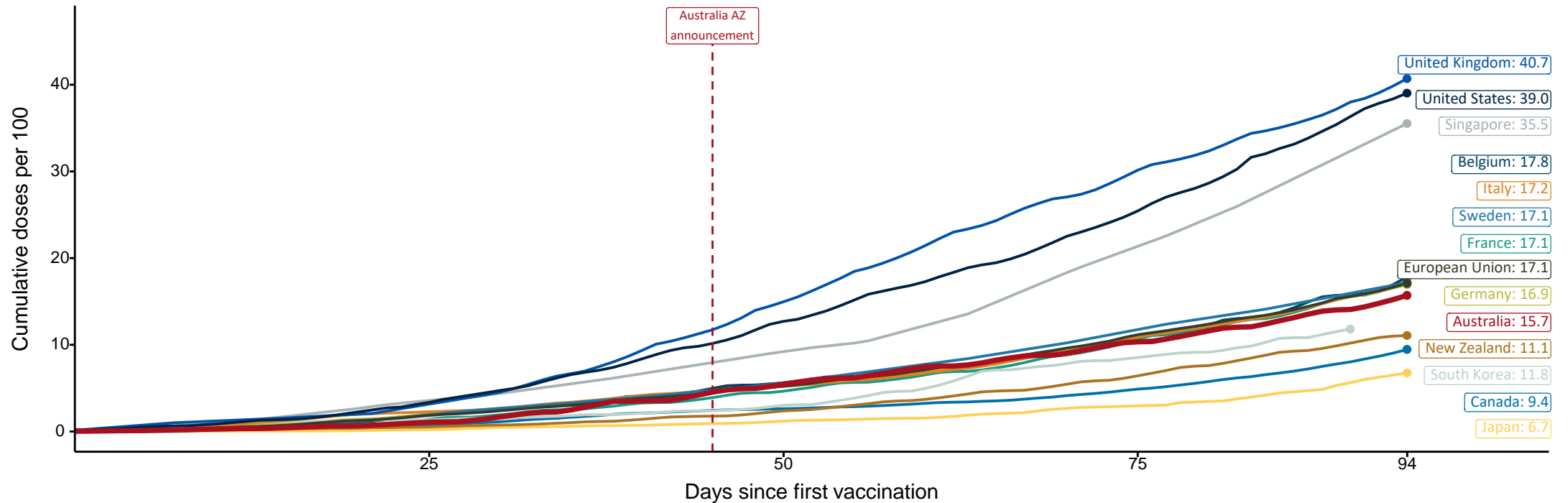
Source: Department of Health  
Data as at 27 May

# International comparisons at equivalent stages of rollout (Day 94)

Data as at: 27 May 2021

Cumulative doses administered (27 May): 4,031,539

The x-axis is truncated at the length of Australia's vaccination program. Countries with intermittent reporting have had their doses per 100 imputed to Australia's current stage of rollout. Israel excluded as it is beyond scale of the graph



Source: Department of Health (Australia), Our World in Data (international)  
Latest data: 27 May

Data as at:  
27 May 2021

# Commonwealth aged care doses administered



Aged care and residential  
disability doses administered

**195,164**

First doses

**146,474**

Second doses

Residential aged care  
facilities

**2,510**

Sites visited for first doses

**1,877**

Sites visited for second doses



**341,638**

(+4,411 last 24 hours)

Total vaccine doses administered in aged  
care and disability facilities as at 27 May

Number of doses administered as part of the Commonwealth aged and disability care rollout

**NSW**  
**117,180**

(+2,583 last  
24 hours)

**VIC**  
**75,800**

(+324 last  
24 hours)

**QLD**  
**73,044**

(+680 last  
24 hours)

**WA**  
**30,768**

(+425 last  
24 hours)

**TAS**  
**10,186**

(+12 last  
24 hours)

**SA**  
**26,761**

(+353 last  
24 hours)

**ACT**  
**6,178**

(+53 last  
24 hours)

**NT**  
**1,721**

(-19# last  
24 hours)

# Please note that the number of doses has changed due to historical revisions received from the vaccination providers

# Commonwealth primary care doses administered

Data as at:  
27 May 2021



Primary Care vaccine administration sites\*

**4,400**  
GP sites

**136**  
GPRC sites

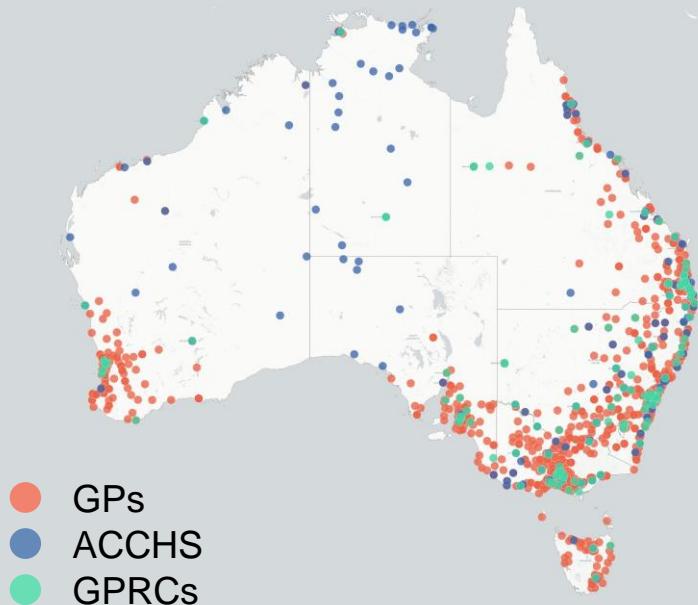
**154**  
ACCHS



**2,252,603** (+67,066 last 24 hours)

Total vaccine doses administered in  
primary care settings as at 27 May

Primary Care vaccine administration sites  
as at week of 17 May



Number of doses administered as part of the Commonwealth primary care rollout

**NSW**  
**721,431**  
(+21,399 last  
24 hours)

**VIC**  
**545,410**  
(+17,440 last  
24 hours)

**QLD**  
**485,843**  
(+13,732 last  
24 hours)

**WA**  
**225,042**  
(+6,804 last  
24 hours)

**TAS**  
**55,972**  
(+1,672 last  
24 hours)

**SA**  
**165,330**  
(+4,516 last  
24 hours)

**ACT**  
**40,168**  
(+1,139 last  
24 hours)

**NT**  
**13,407**  
(+364 last  
24 hours)