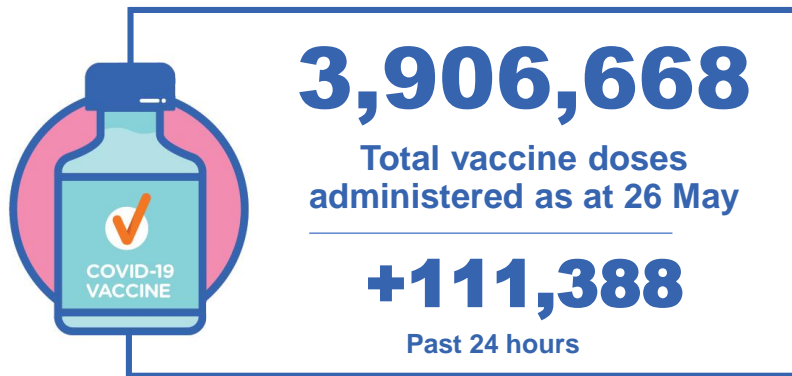


COVID-19 Vaccine Roll-out

27 May 2021

Data as at:
26 May 2021

Total vaccine doses



Commonwealth vaccine doses
2,522,764
(+70,295 last 24 hours)



Commonwealth vaccine doses in primary care
2,185,537
(+66,094 last 24 hours)



Commonwealth vaccine doses in aged and disability facilities
337,227
(+4,201 last 24 hours)



1,383,904 (+41,093 past 24 hours)

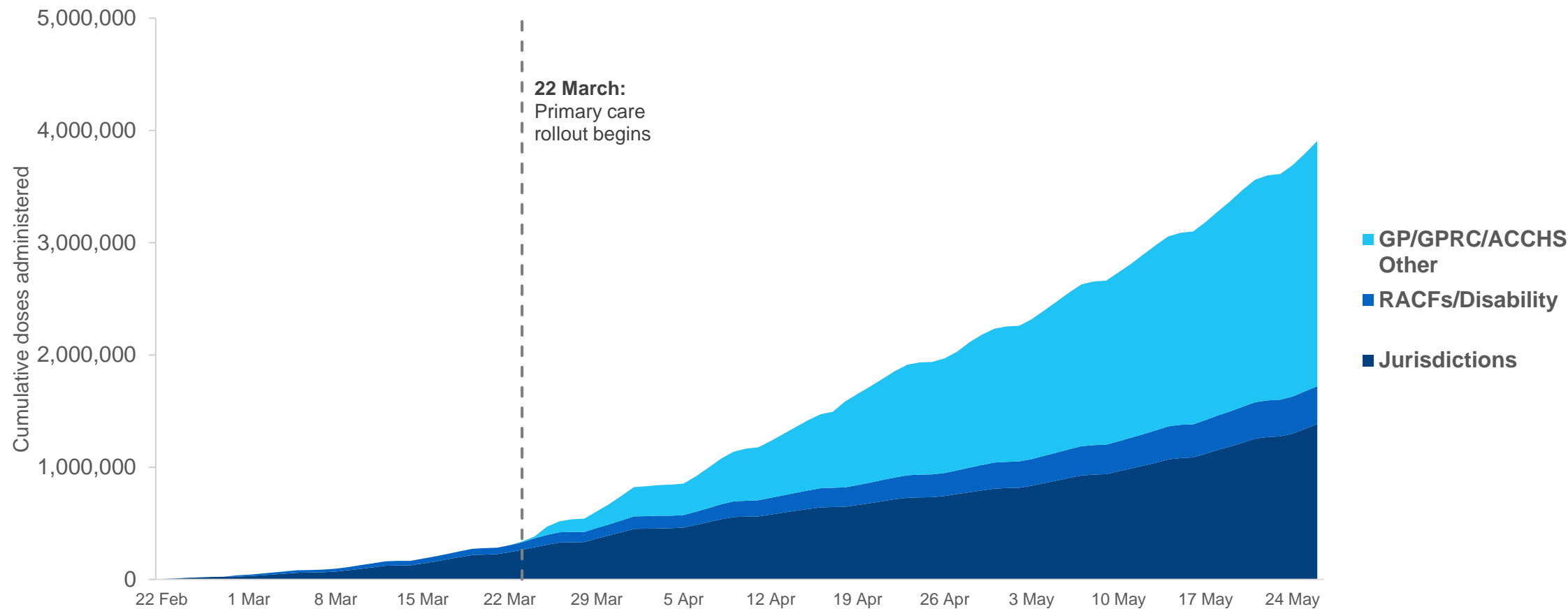
Total vaccine doses administered in State and Territory clinics as at 26 May



Cumulative doses administered by channel

Data as at:
26 May 2021

Cumulative doses administered (26 May): **3,906,668**



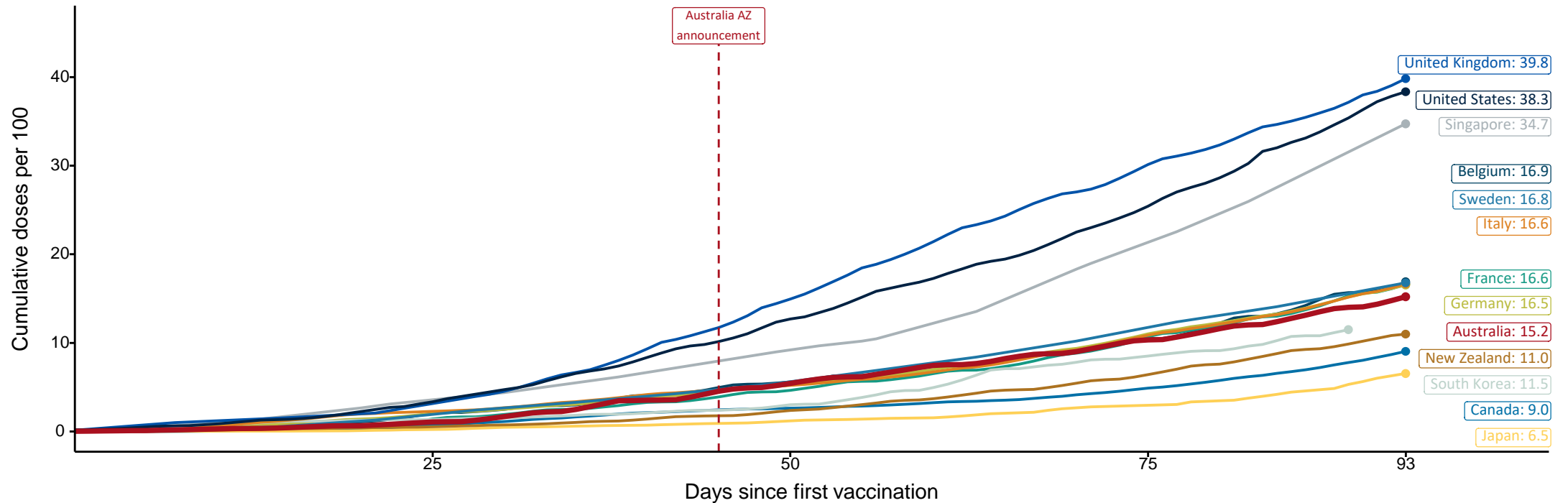
Source: Department of Health
Data as at 26 May

International comparisons at equivalent stages of rollout (Day 93)

Data as at: 26 May 2021

Cumulative doses administered (26 May): **3,906,668**

The x-axis is truncated at the length of Australia's vaccination program. Countries with intermittent reporting have had their doses per 100 imputed to Australia's current stage of rollout. Israel excluded as it is beyond scale of the graph



Source: Department of Health (Australia), Our World in Data (international)
Latest data: 26 May

Data as at:
26 May 2021

Commonwealth aged care doses administered



Aged care and residential
disability doses administered

193,228

First doses

143,999

Second doses

Residential aged care
facilities

2,494

Sites visited for first doses

1,828

Sites visited for second doses



337,227

(+4,201 last 24 hours)

Total vaccine doses administered in aged
care and disability facilities as at 26 May

Number of doses administered as part of the Commonwealth aged and disability care rollout

NSW
114,597

(+1,741 last
24 hours)

VIC
75,476

(+667 last
24 hours)

QLD
72,364

(+731 last
24 hours)

WA
30,343

(+542 last
24 hours)

TAS
10,174

(+6 last
24 hours)

SA
26,408

(+440 last
24 hours)

ACT
6,125

(+34 last
24 hours)

NT
1,740

(+40 last
24 hours)

Commonwealth primary care doses administered

Data as at:
26 May 2021



Primary Care vaccine administration sites*

4,400
GP sites

136
GPRC sites

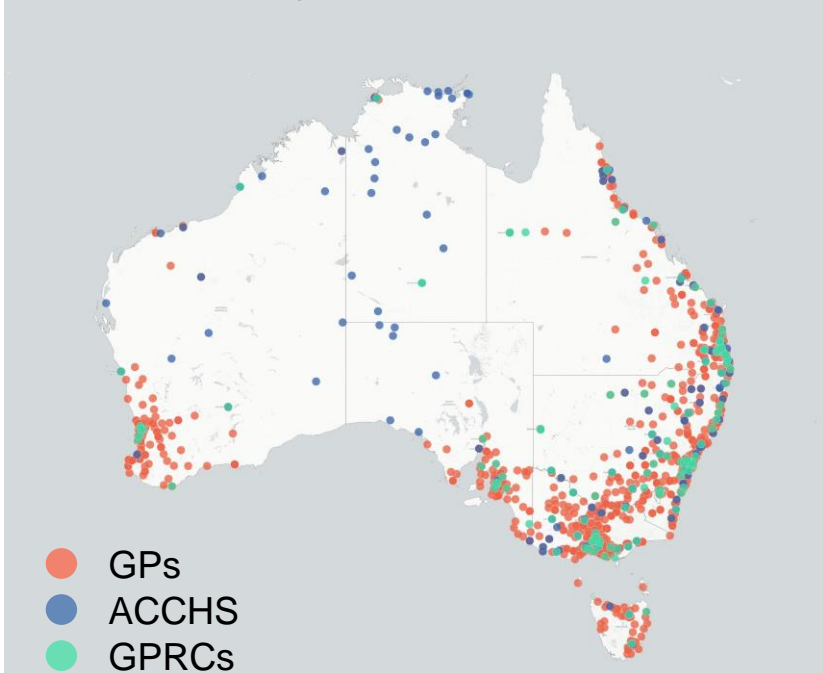
154
ACCHS



2,185,537 (+66,094 last 24 hours)

Total vaccine doses administered in
primary care settings as at 26 May

Primary Care vaccine administration sites
as at week of 17 May



Number of doses administered as part of the Commonwealth primary care rollout

NSW
700,032
(+21,237 last
24 hours)

VIC
527,970
(+17,070 last
24 hours)

QLD
472,111
(+13,235 last
24 hours)

WA
218,238
(+6,997 last
24 hours)

TAS
54,300
(+1,125 last
24 hours)

SA
160,814
(+4,914 last
24 hours)

ACT
39,029
(+1,071 last
24 hours)

NT
13,043
(+445 last
24 hours)