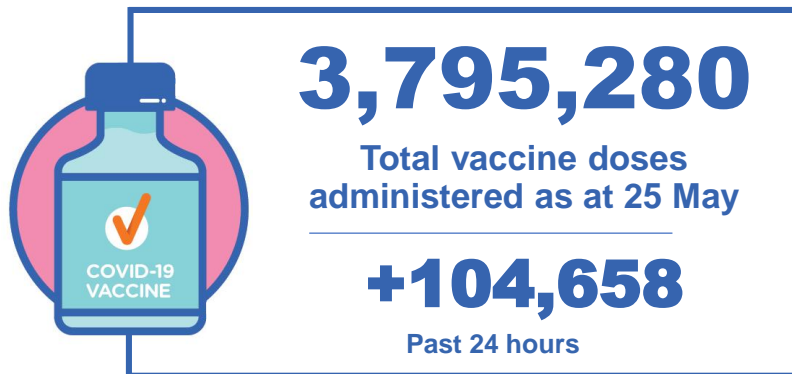


COVID-19 Vaccine Roll-out

26 May 2021

Data as at:
25 May 2021

Total vaccine doses



Commonwealth vaccine doses
2,452,469
(+60,887 last 24 hours)



Commonwealth vaccine doses in primary care
2,119,443
(+57,921 last 24 hours)



Commonwealth vaccine doses in aged and disability facilities
333,026
(+2,966 last 24 hours)



1,342,811 (+43,771 past 24 hours)

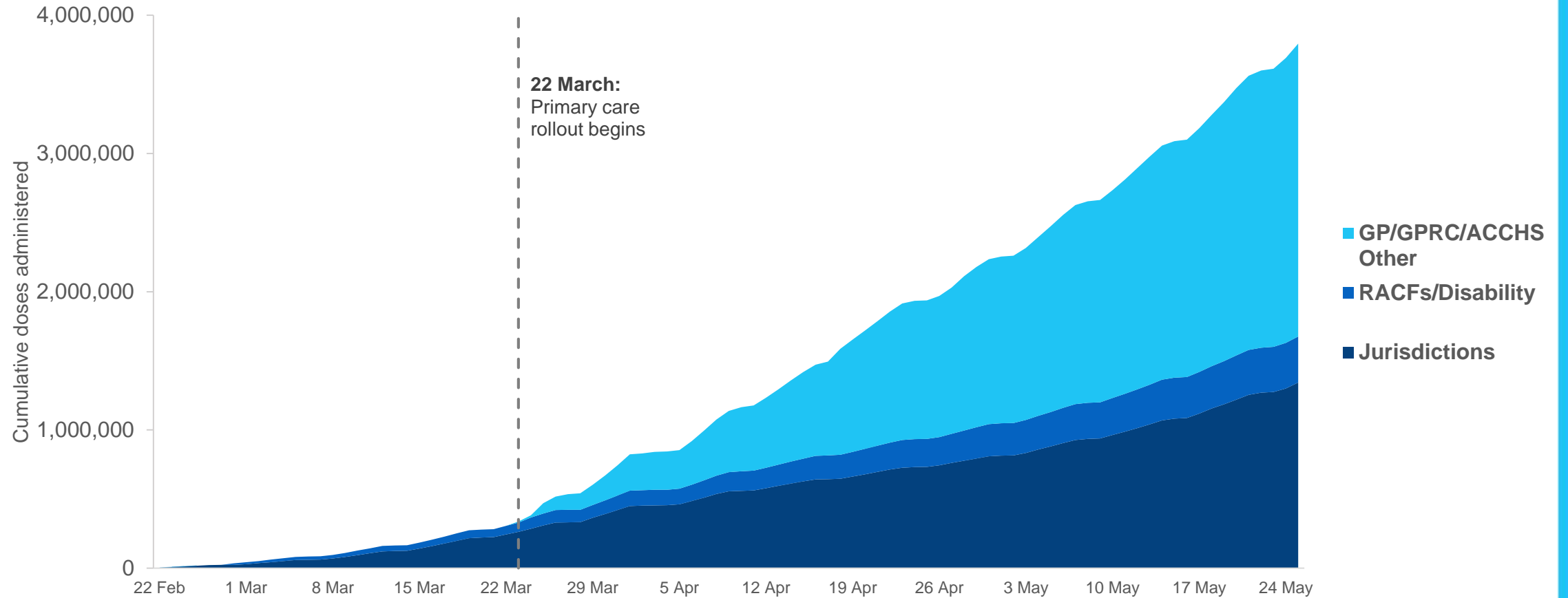
Total vaccine doses administered in State and Territory clinics as at 25 May



Cumulative doses administered by channel

Data as at:
25 May 2021

Cumulative doses administered (25 May): **3,795,280**



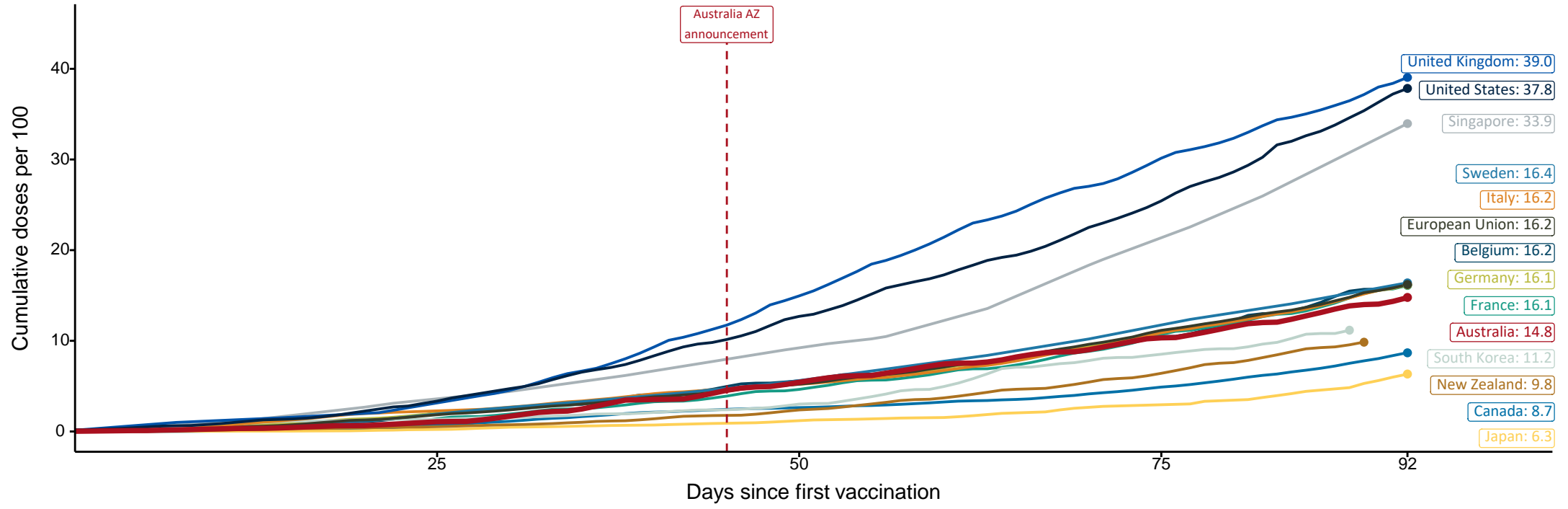
Source: Department of Health
Data as at 25 May

Data as at:
25 May 2021

International comparisons at equivalent stages of rollout (Day 92)

Cumulative doses administered (25 May): **3,795,280**

The x-axis is truncated at the length of Australia's vaccination program. Countries with intermittent reporting have had their doses per 100 imputed to Australia's current stage of rollout. Israel excluded as it is beyond scale of the graph.



Source: Department of Health (Australia), Our World in Data (international)
Latest data: 25 May

Data as at:
25 May 2021

Commonwealth aged care doses administered



Aged care and residential
disability doses administered

191,616

First doses

141,410

Second doses

Residential aged care
facilities

2,451

Sites visited for first doses

1,795

Sites visited for second doses



333,026

(+2,966 last 24 hours)

Total vaccine doses administered in aged
care and disability facilities as at 25 May

Number of doses administered as part of the Commonwealth aged and disability care rollout

NSW
112,856

(+1,033 last
24 hours)

VIC
74,809

(+759 last
24 hours)

QLD
71,633

(+531 last
24 hours)

WA
29,801

(+307 last
24 hours)

TAS
10,168

(+170 last
24 hours)

SA
25,968

(+106 last
24 hours)

ACT
6,091

(+30 last
24 hours)

NT
1,700

(+30 last
24 hours)

Commonwealth primary care doses administered

Data as at:
25 May 2021



Primary Care vaccine administration sites*

4,400
GP sites

136
GPRC sites

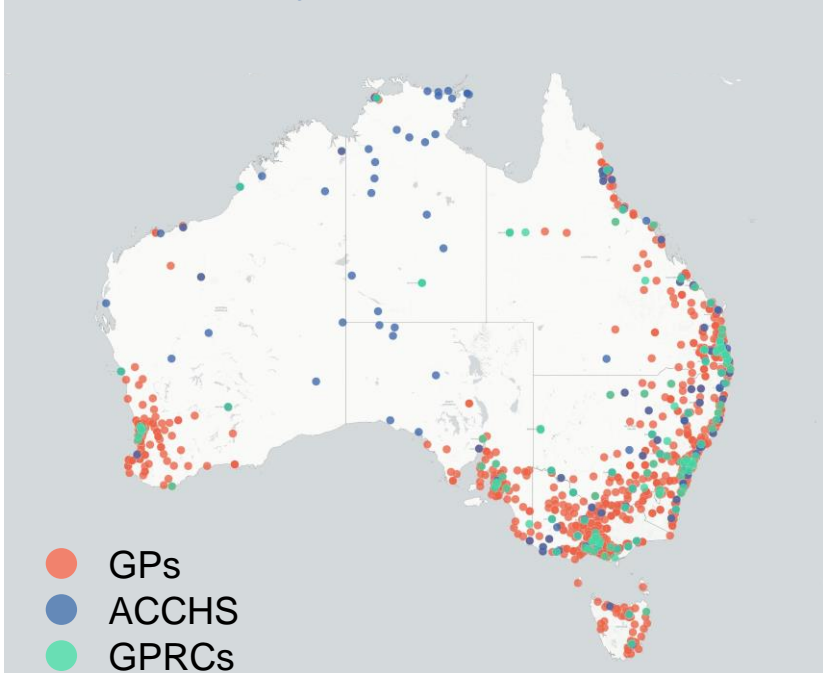
154
ACCHS



2,119,443 (+57,921 last 24 hours)

Total vaccine doses administered in
primary care settings as at 25 May

Primary Care vaccine administration sites
as at week of 17 May



Number of doses administered as part of the Commonwealth primary care rollout

NSW
678,795
(+19,733 last
24 hours)

VIC
510,900
(+13,923 last
24 hours)

QLD
458,876
(+12,403 last
24 hours)

WA
211,241
(+5,771 last
24 hours)

TAS
53,175
(+1,314 last
24 hours)

SA
155,900
(+3,511 last
24 hours)

ACT
37,958
(+795 last
24 hours)

NT
12,598
(+471 last
24 hours)