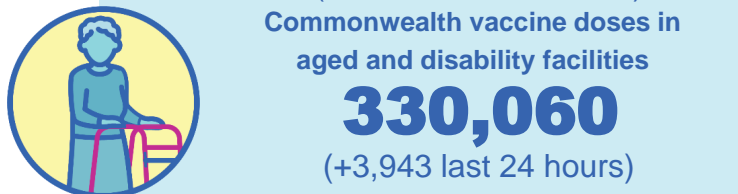
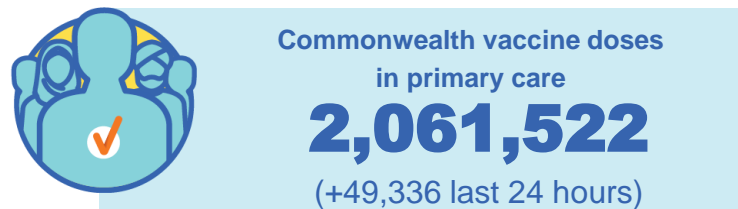
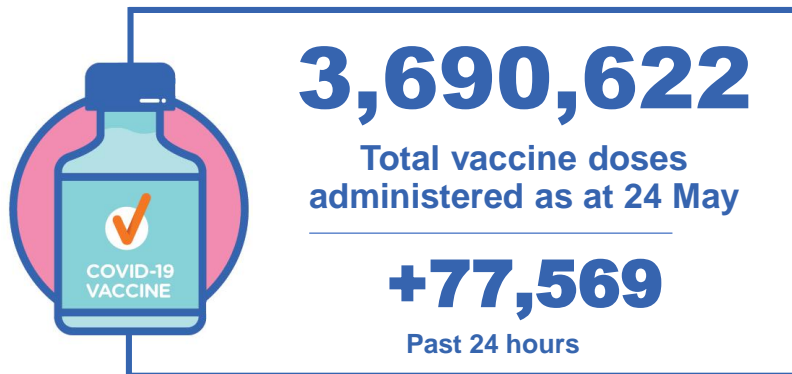


COVID-19 Vaccine Roll-out

25 May 2021

Data as at:
24 May 2021

Total vaccine doses



1,299,040 (+24,290 past 24 hours)

Total vaccine doses administered in State and Territory clinics as at 24 May

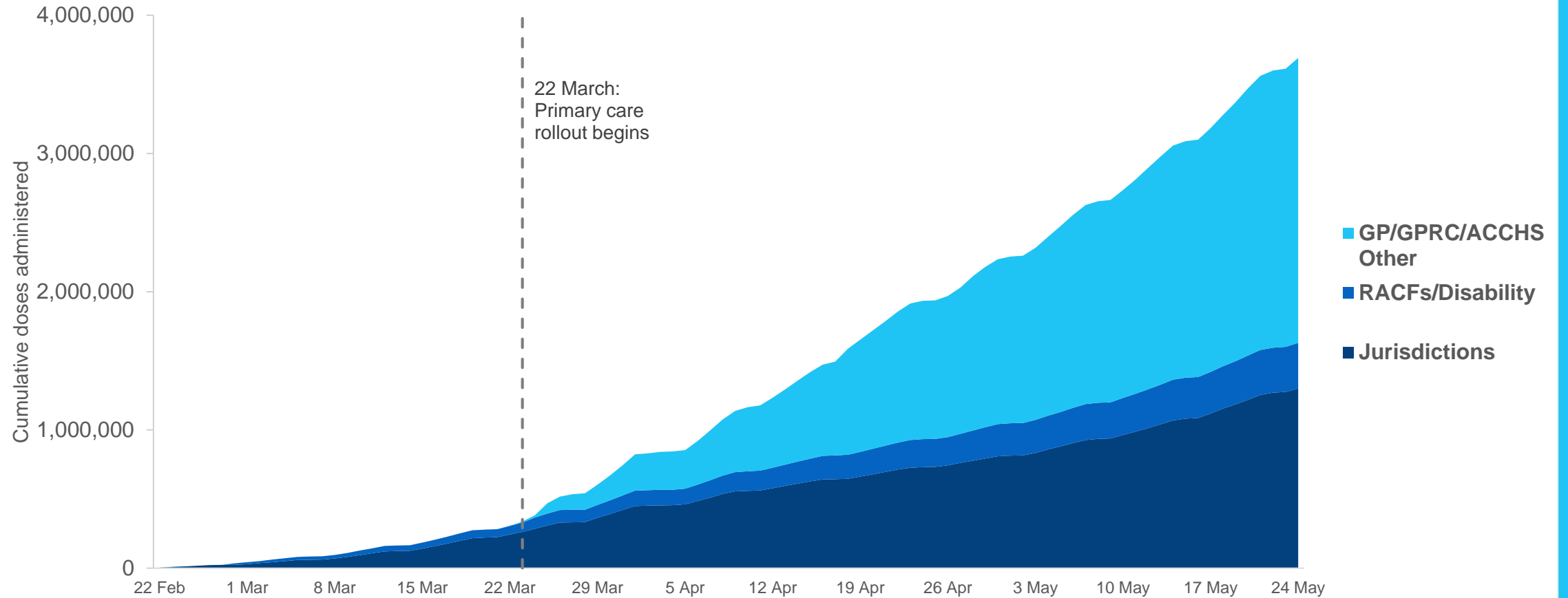


Please note Victoria has transitioned to a new system of reporting, and in the process has resolved data quality issues in the manual reporting. Whilst this has resulted in a decrease in the jurisdiction total, doses were administered in Victoria yesterday.

Cumulative doses administered by channel

Data as at:
24 May 2021

Cumulative doses administered (24 May): **3,690,622**



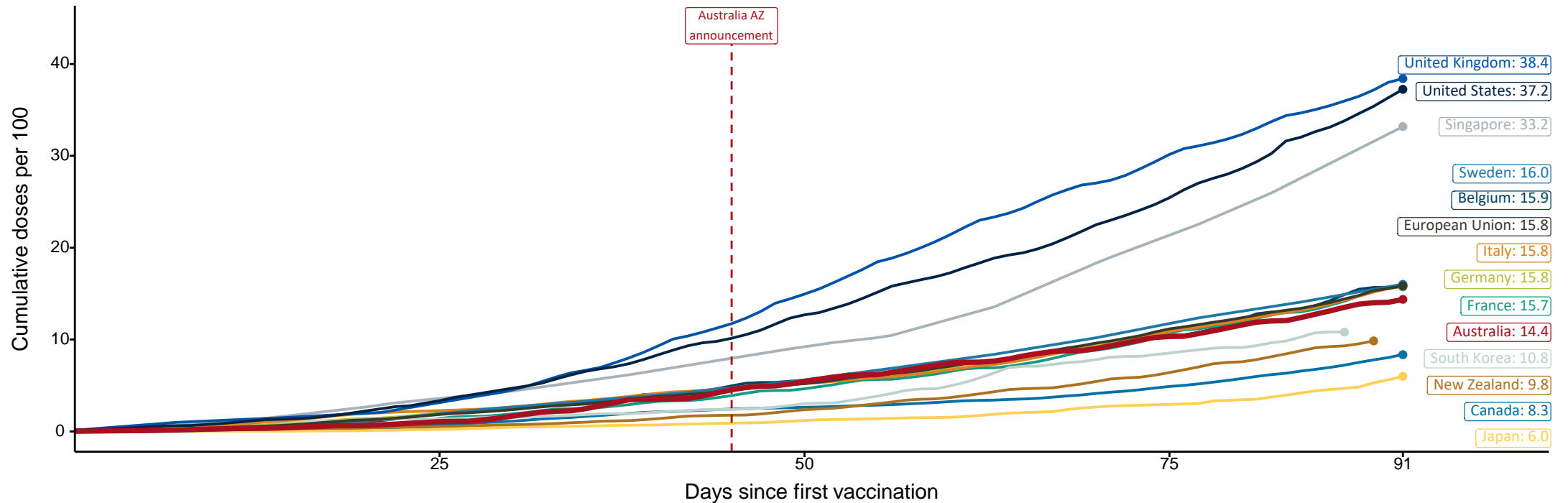
Source: Department of Health
Data as at 24 May

Data as at:
24 May 2021

International comparisons at equivalent stages of rollout (Day 91)

Cumulative doses administered (24 May): **3,690,622**

The x-axis is truncated at the length of Australia's vaccination program. Countries with intermittent reporting have had their doses per 100 imputed to Australia's current stage of rollout. Israel excluded as it is beyond scale of the graph



Source: Department of Health (Australia), Our World in Data (international)
Latest data: 24 May

Data as at:
24 May 2021

Commonwealth aged care doses administered



Aged care and residential
disability doses administered

190,880

First doses

139,180

Second doses

Residential aged care
facilities

2,443

Sites visited for first doses

1,752

Sites visited for second doses



330,060

(+3,943 last 24 hours)

Total vaccine doses administered in aged
care and disability facilities as at 24 May

Number of doses administered as part of the Commonwealth aged and disability care rollout

NSW
111,823

(+844 last
24 hours)

VIC
74,050

(+1,250 last
24 hours)

QLD
71,102

(+1,056 last
24 hours)

WA
29,494

(+551 last
24 hours)

TAS
9,998

(-114# last
24 hours)

SA
25,862

(+300 last
24 hours)

ACT
6,061

(+50 last
24 hours)

NT
1,670

(+6 last
24 hours)

Please note that the number of doses has changed due to historical revisions received from the vaccination providers.

Commonwealth primary care doses administered

Data as at:
24 May 2021



Primary Care vaccine administration sites*

4,400
GP sites

136
GPRC sites

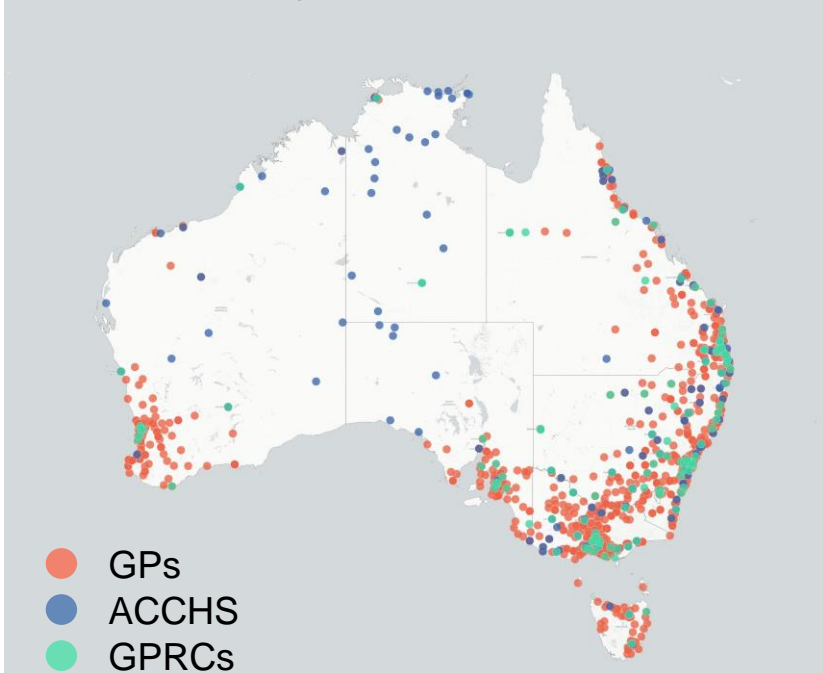
154
ACCHS



2,061,522 (+49,336 last 24 hours)

Total vaccine doses administered in
primary care settings as at 24 May

Primary Care vaccine administration sites
as at week of 17 May



Number of doses administered as part of the Commonwealth primary care rollout

NSW
659,062
(+16,144 last
24 hours)

VIC
496,977
(+11,165 last
24 hours)

QLD
446,473
(+9,730 last
24 hours)

WA
205,470
(+5,718 last
24 hours)

TAS
51,861
(+1,098 last
24 hours)

SA
152,389
(+3,666 last
24 hours)

ACT
37,163
(+1,497 last
24 hours)

NT
12,127
(+318 last
24 hours)