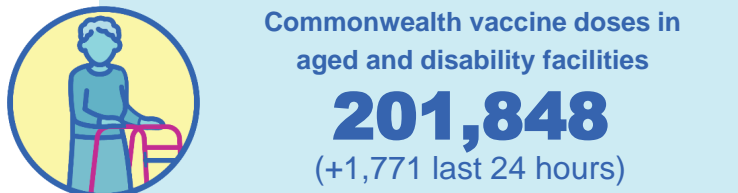
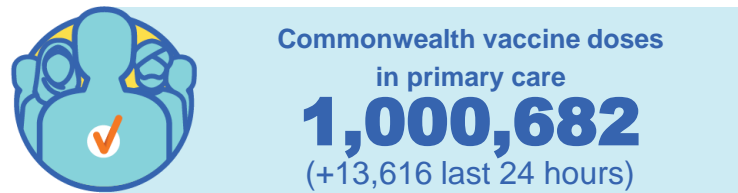
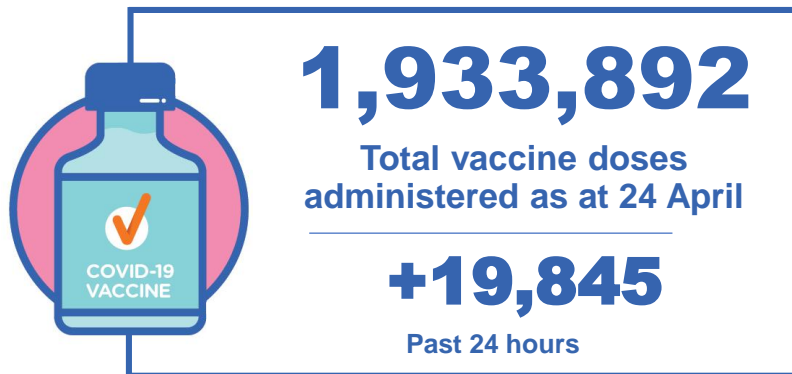


# COVID-19 Vaccine Roll-out

25 April 2021

Data as at:  
24 Apr 2021

# Total vaccine doses



**731,362** (+4,458 last 24 hours)

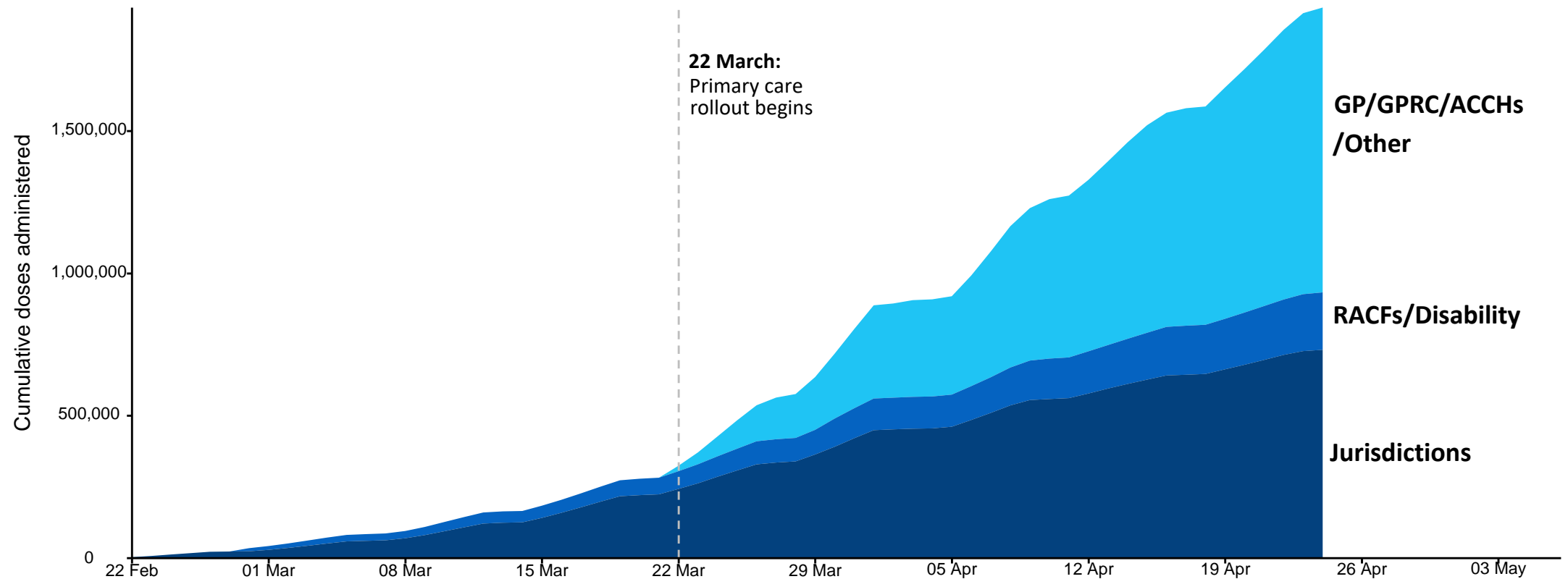
Total vaccine doses administered in State and Territory clinics as at 24 April



# Cumulative doses administered by channel

Data as at:  
24 Apr 2021

Cumulative doses administered (24 Apr): **1,933,892**



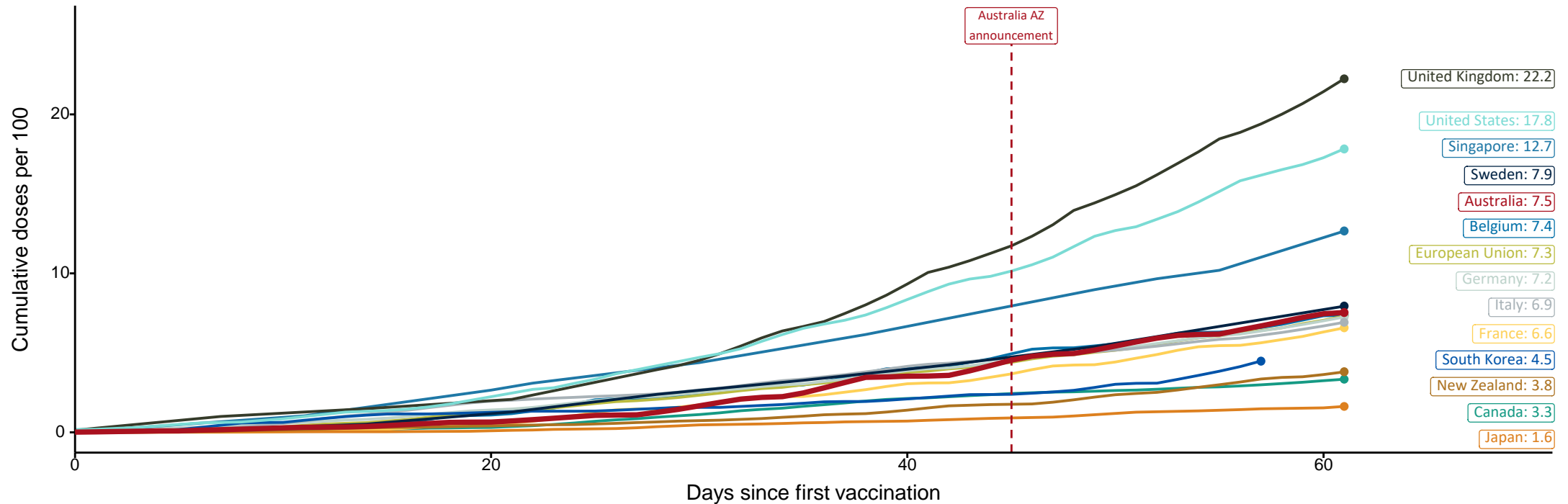
Source: Department of Health  
Data as at 24 Apr

# International comparisons at equivalent stages of rollout

Data as at: 24 Apr 2021

Cumulative doses administered (24 Apr): 1,933,892

The x-axis is truncated at the length of Australia's vaccination program. Some countries started later and some countries do not have daily data points so the closest day to AUS's we have data for is used. Israel excluded as it is beyond scale of the graph



Source: Department of Health (Australia), Our World in Data (international)  
Latest data: 24 April

Data as at:  
24 Apr 2021

# Commonwealth aged care doses administered



Aged care and residential  
disability doses administered

**127,818**

First doses

**74,030**

Second doses

Residential aged care  
facilities

**1,492**

Sites visited for first doses

**878**

Sites visited for second doses



**201,848**

(+1,771 last 24 hours)

Total vaccine doses administered in aged  
care and disability facilities as at 24 April

Number of doses administered as part of the Commonwealth aged and disability care rollout

**NSW**  
**63,465**

(+1,117 last  
24 hours)

**VIC**  
**39,538**

(+0 last  
24 hours)

**QLD**  
**49,116**

(+654 last  
24 hours)

**WA**  
**20,779**

(+0 last  
24 hours)

**TAS**  
**6,634**

(+0 last  
24 hours)

**SA**  
**15,610**

(+0 last  
24 hours)

**ACT**  
**5,403**

(+0 last  
24 hours)

**NT**  
**1,303**

(+0 last  
24 hours)

# Commonwealth primary care doses administered

Data as at:  
24 Apr 2021



Primary Care vaccine administration sites\*

**4,303**  
GP sites

**132**  
GPRC sites

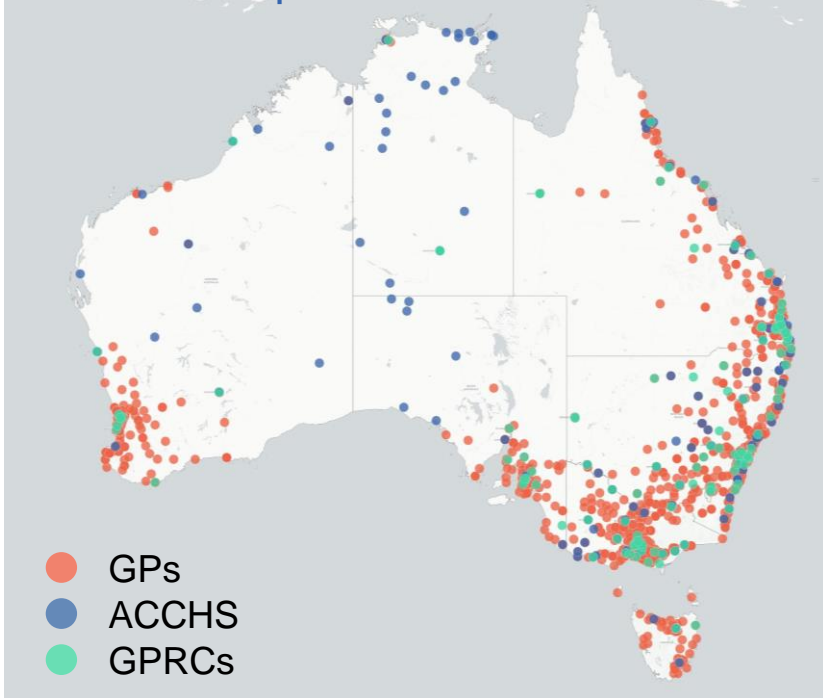
**144**  
ACCHS



**1,000,682** (+13,616 last 24 hours)

Total Commonwealth vaccine doses administered in primary care settings as at 24 April

Primary Care vaccine administration sites  
as at week of 19 April\*



Number of doses administered as part of the Commonwealth primary care rollout

**NSW**  
**318,091**  
(+4,003 last 24 hours)

**VIC**  
**238,941**  
(+4,168 last 24 hours)

**QLD**  
**227,428**  
(+2,522 last 24 hours)

**WA**  
**90,483**  
(+1,728 last 24 hours)

**TAS**  
**27,195**  
(+413 last 24 hours)

**SA**  
**75,024**  
(+402 last 24 hours)

**ACT**  
**17,467**  
(+373 last 24 hours)

**NT**  
**6,053**  
(+7 last 24 hours)