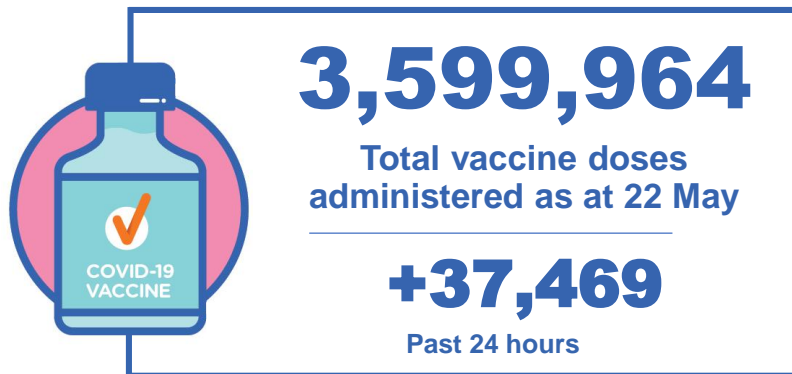


COVID-19 Vaccine Roll-out

23 May 2021

Data as at:
22 May 2021

Total vaccine doses



1,268,801 (+15,458 past 24 hours)

Total vaccine doses administered in State and Territory clinics as at 22 May

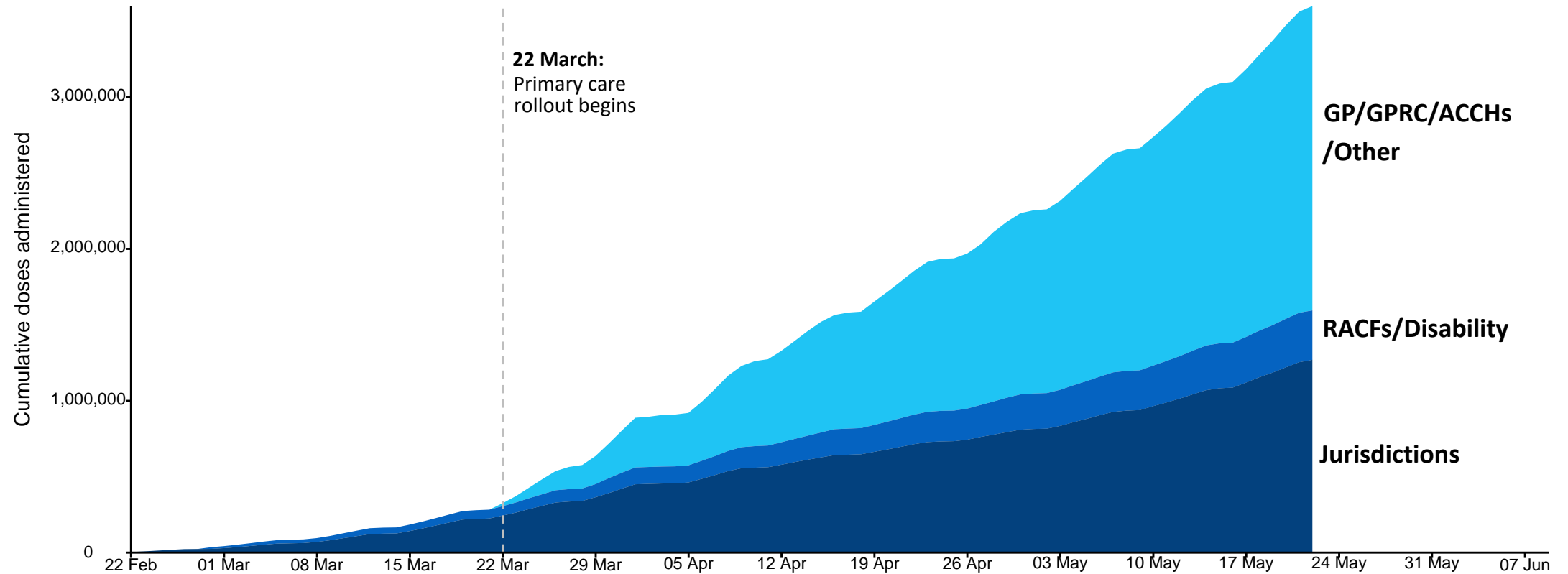


* Source: Australian Immunisation Register and self reported data. Numbers are calculated as differences in daily cumulative reported numbers to allow for historical corrections in all self-reported data sources.

Cumulative doses administered by channel

Data as at:
22 May 2021

Cumulative doses administered (22 May): **3,599,964**



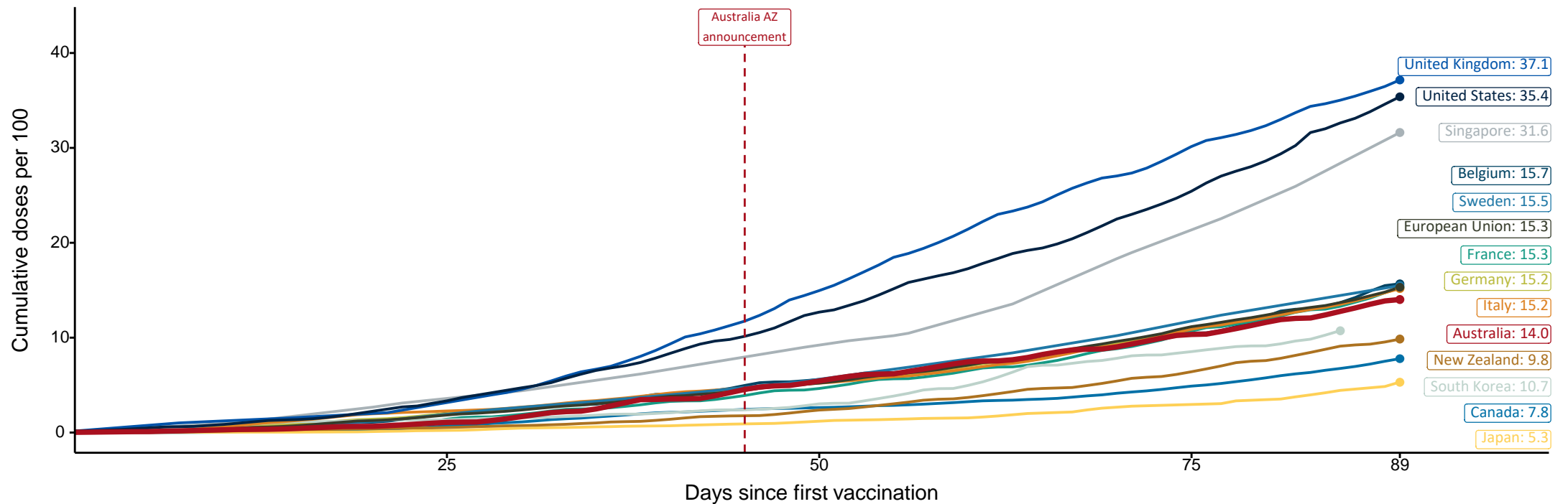
Source: Department of Health
Data as at 22 May

International comparisons at equivalent stages of rollout (Day 89)

Data as at:
22 May 2021

Cumulative doses administered (22 May): **3,599,964**

The x-axis is truncated at the length of Australia's vaccination program. Countries with intermittent reporting have had their doses per 100 imputed to Australia's current stage of rollout. Israel excluded as it is beyond scale of the graph



Source: Department of Health (Australia), Our World in Data (international)
Latest data: 22 May

Data as at:
22 May 2021

Commonwealth aged care doses administered



Aged care and residential
disability doses administered

189,285

First doses

136,737

Second doses

Residential aged care
facilities

2,411

Sites visited for first doses

1,711

Sites visited for second doses



326,022

(+184 last 24 hours)

Total vaccine doses administered in aged
care and disability facilities as at 22 May

Number of doses administered as part of the Commonwealth aged and disability care rollout

NSW
110,884

(+184 last
24 hours)

VIC
72,800

(+0 last
24 hours)

QLD
70,046

(+0 last
24 hours)

WA
28,943

(+0 last
24 hours)

TAS
10,112

(+0 last
24 hours)

SA
25,562

(+0 last
24 hours)

ACT
6,011

(+0 last
24 hours)

NT
1,664

(+0 last
24 hours)

Data as at:
22 May 2021

Commonwealth primary care doses administered



Primary Care vaccine administration sites*

4,396
GP sites

136
GPRC sites

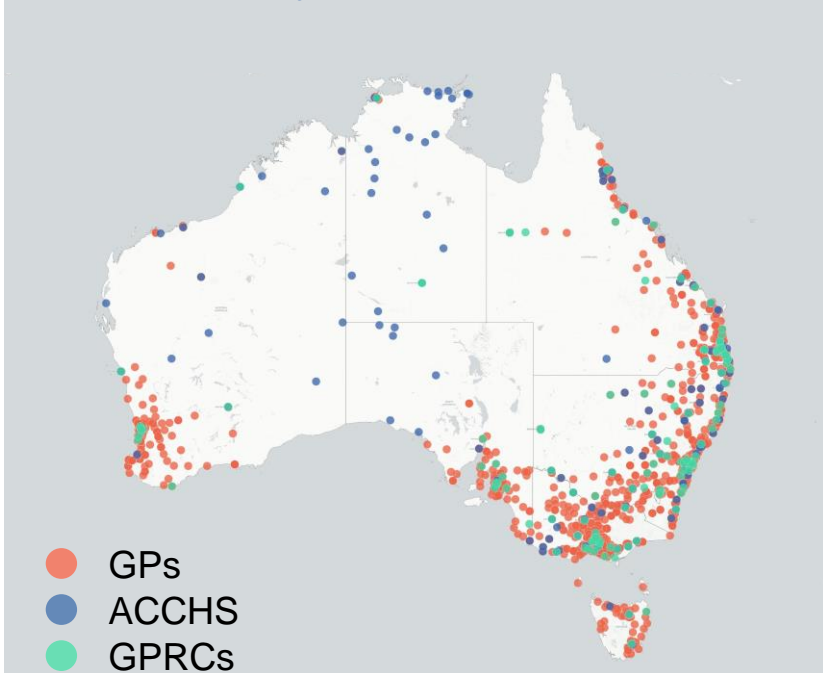
153
ACCHS



2,005,141 (+21,827 last 24 hours)

Total vaccine doses administered in
primary care settings as at 22 May

Primary Care vaccine administration sites
as at week of 17 May



Number of doses administered as part of the Commonwealth primary care rollout

NSW
641,238
(+6,559 last
24 hours)

VIC
483,470
(+5,221 last
24 hours)

QLD
435,379
(+3,585 last
24 hours)

WA
199,042
(+3,181 last
24 hours)

TAS
50,486
(+1,146 last
24 hours)

SA
148,300
(+1,255 last
24 hours)

ACT
35,417
(+815 last
24 hours)

NT
11,809
(+65 last
24 hours)