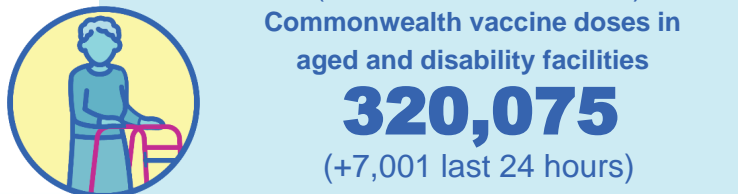
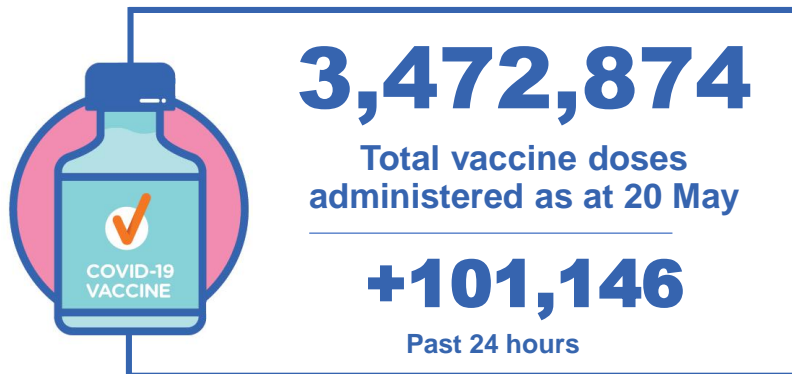


COVID-19 Vaccine Roll-out

21 May 2021

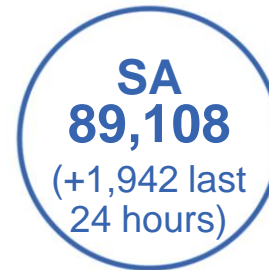
Data as at:
20 May 2021

Total vaccine doses



1,219,189 (+34,562 past 24 hours)

Total vaccine doses administered as in State and Territory clinics as at 20 May

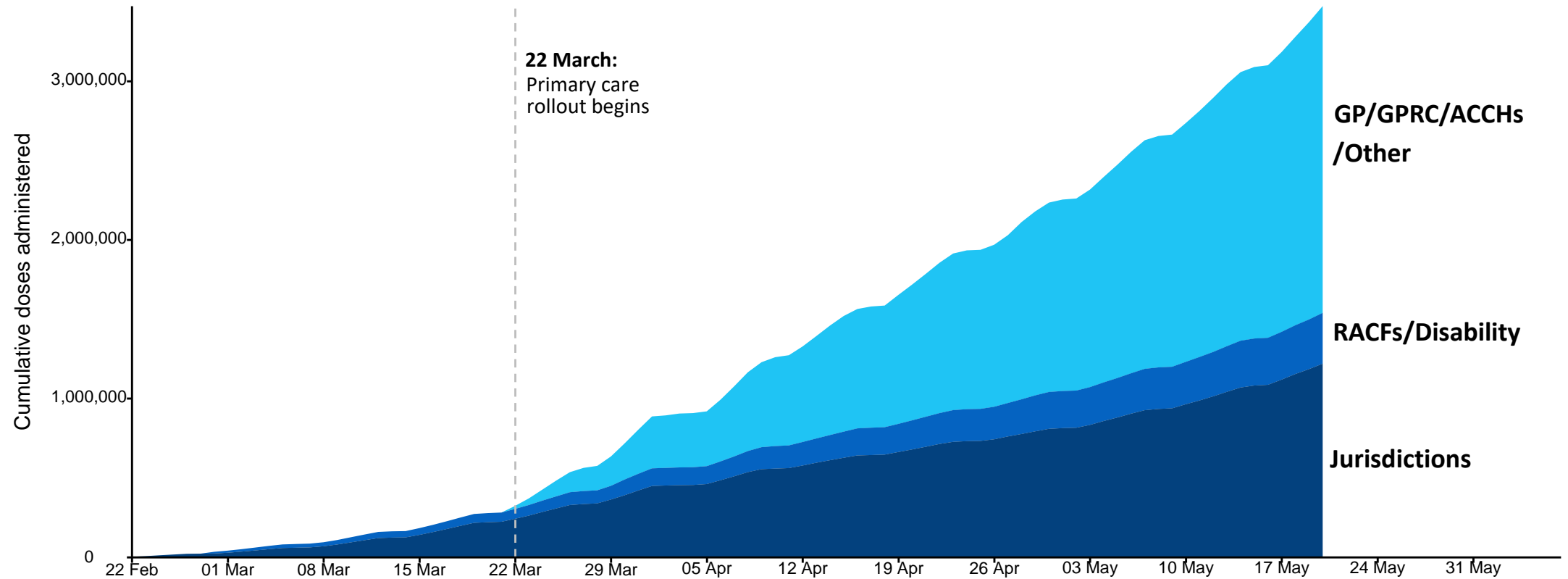


* Source: Australian Immunisation Register and self reported data. Numbers are calculated as differences in daily cumulative reported numbers to allow for historical corrections in all self-reported data sources.

Cumulative doses administered by channel

Data as at:
20 May 2021

Cumulative doses administered (20 May): **3,472,874**



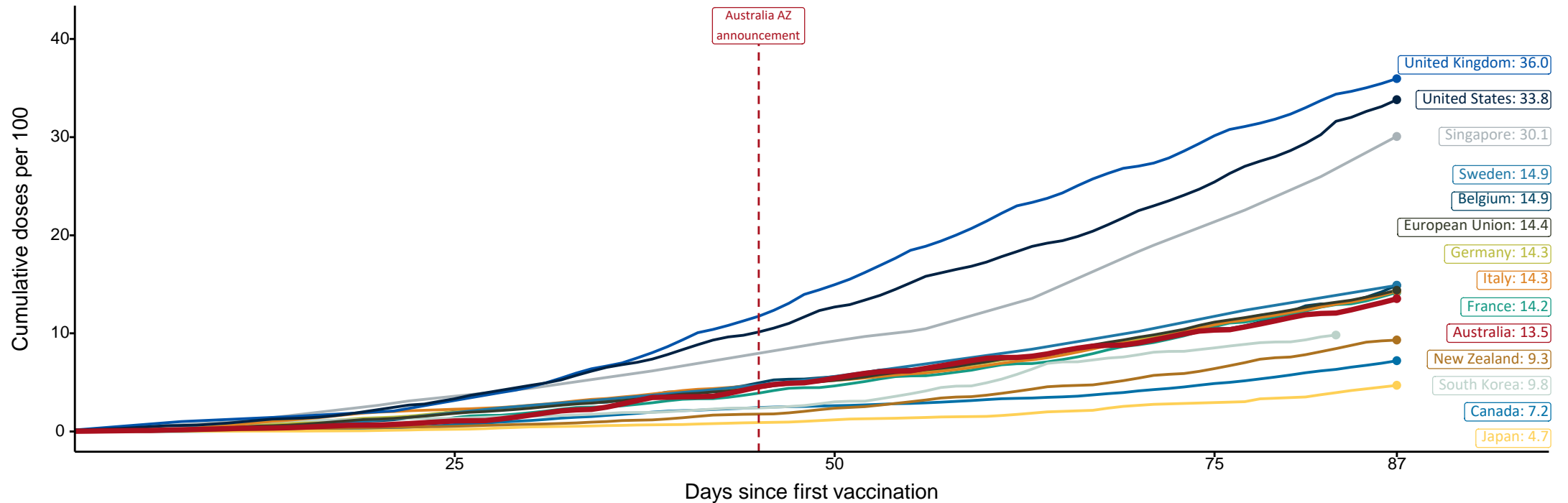
Source: Department of Health
Data as at 20 May

Data as at:
20 May 2021

International comparisons at equivalent stages of rollout (Day 87)

Cumulative doses administered (20 May): **3,472,874**

The x-axis is truncated at the length of Australia's vaccination program. Countries with intermittent reporting have had their doses per 100 imputed to Australia's current stage of rollout. Israel excluded as it is beyond scale of the graph



Source: Department of Health (Australia), Our World in Data (international)
Latest data: 20 May

Data as at:
20 May 2021

Commonwealth aged care doses administered



Aged care and residential
disability doses administered

185,648

First doses

134,427

Second doses

Residential aged care
facilities

2,356

Sites visited for first doses

1,676

Sites visited for second doses



320,075

(+7,001 last 24 hours)

Total vaccine doses administered in aged
care and disability facilities as at 20 May

Number of doses administered as part of the Commonwealth aged and disability care rollout

NSW
108,854

(+2,483 last
24 hours)

VIC
71,078

(+2,370 last
24 hours)

QLD
69,436

(+566 last
24 hours)

WA
28,554

(+441 last
24 hours)

TAS
9,509

(+0 last
24 hours)

SA
24,993

(+1,096 last
24 hours)

ACT
5,987

(+22 last
24 hours)

NT
1,664

(+23 last
24 hours)

Commonwealth primary care doses administered

Data as at:
20 May 2021



Primary Care vaccine administration sites*

4,396
GP sites

136
GPRC sites

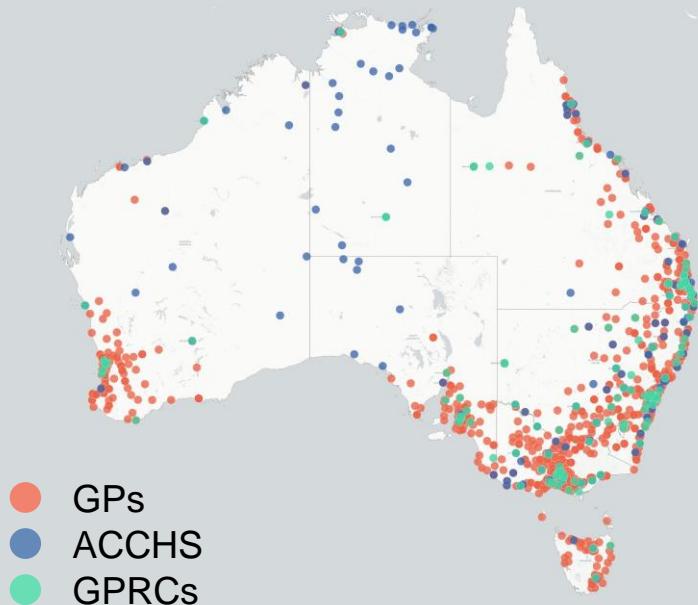
153
ACCHS



1,933,610 (+59,583 last 24 hours)

Total vaccine doses administered in
primary care settings as at 20 May

Primary Care vaccine administration sites
as at week of 17 May



Number of doses administered as part of the Commonwealth primary care rollout

NSW
617,116
(+19,622 last
24 hours)

VIC
467,207
(+13,500 last
24 hours)

QLD
422,048
(+13,134 last
24 hours)

WA
190,517
(+6,462 last
24 hours)

TAS
47,989
(+1,152 last
24 hours)

SA
143,310
(+4,347 last
24 hours)

ACT
33,921
(+1,089 last
24 hours)

NT
11,502
(+277 last
24 hours)