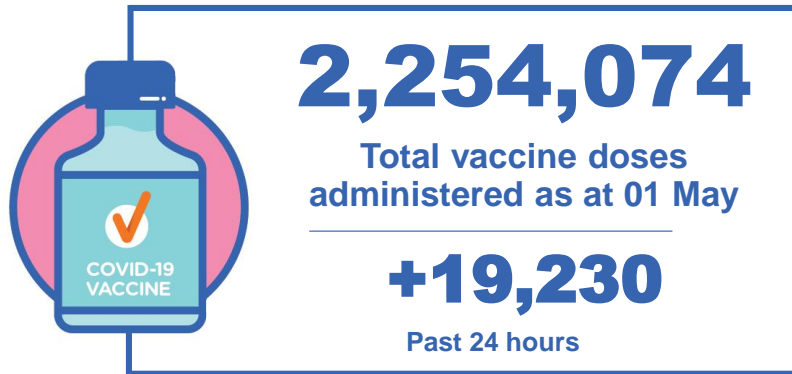


COVID-19 Vaccine Roll-out

02 May 2021

Data as at:
01 May 2021

Total vaccine doses



Commonwealth vaccine doses
1,440,616
(+14,691 last 24 hours)



Commonwealth vaccine doses in primary care
1,206,760
(+13,192 last 24 hours)




Commonwealth vaccine doses in aged and disability facilities
233,856
(+1,499 last 24 hours)



813,458 (+4,539 last 24 hours)

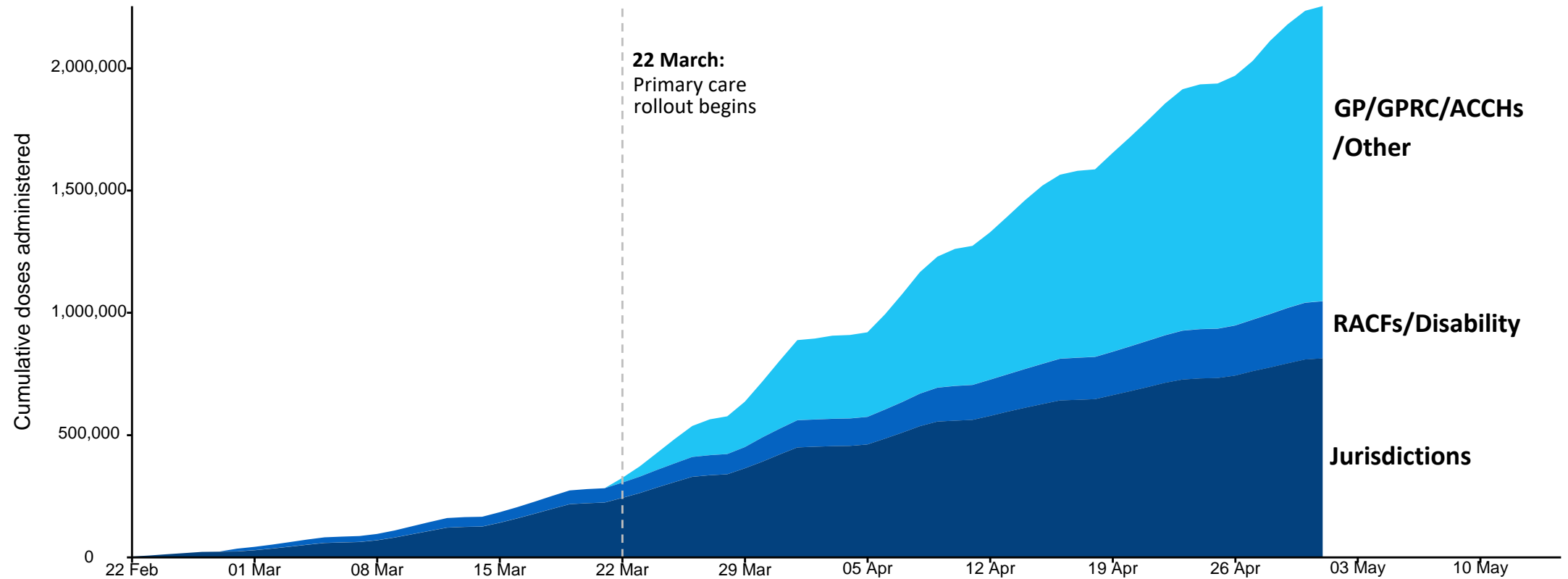
Total vaccine doses administered in State and Territory clinics as at 01 May



Cumulative doses administered by channel

Data as at:
01 May 2021

Cumulative doses administered (01 May): **2,254,074**



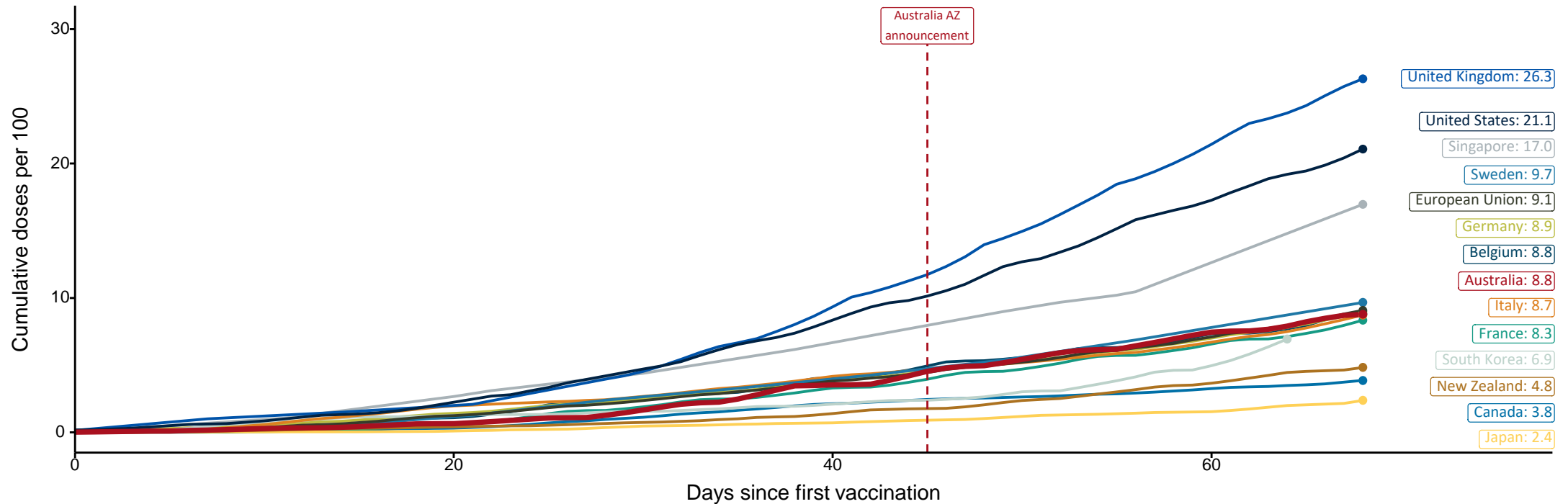
Source: Department of Health
Data as at 01 May

International comparisons at equivalent stages of rollout

Data as at: 01 May 2021

Cumulative doses administered (01 May): **2,254,074**

The x-axis is truncated at the length of Australia's vaccination program. Countries with intermittent reporting have had their doses per 100 imputed to Australia's current stage of rollout. Israel excluded as it is beyond the scale of the graph.



Source: Department of Health (Australia), Our World in Data (international)
Latest data: 01 May

Data as at:
01 May 2021

Commonwealth aged care doses administered



Aged care and residential
disability doses administered

143,625

First doses

90,231

Second doses

Residential aged care
facilities

1,655

Sites visited for first doses

1,082

Sites visited for second doses



233,856

(+1,499 last 24 hours)

Total vaccine doses administered in aged
care and disability facilities as at 01 May

Number of doses administered as part of the Commonwealth aged and disability care rollout

NSW
75,317

(+794 last
24 hours)

VIC
45,539

(+84 last
24 hours)

QLD
58,972

(+621 last
24 hours)

WA
22,523

(+0 last
24 hours)

TAS
7,602

(+0 last
24 hours)

SA
17,098

(+0 last
24 hours)

ACT
5,488

(+0 last
24 hours)

NT
1,317

(+0 last
24 hours)

Data as at:
01 May 2021

Commonwealth primary care doses administered



Primary Care vaccine administration sites*

4,361
GP sites

133
GPRC sites

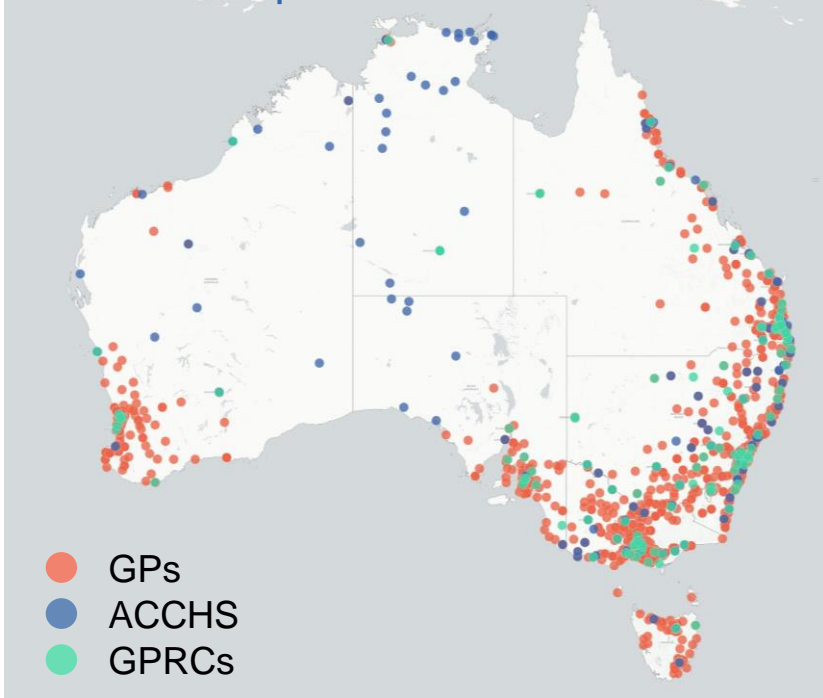
147
ACCHS



1,206,760 (+13,192 last 24 hours)

Total Commonwealth vaccine doses administered in primary care settings as at 01 May

Primary Care vaccine administration sites as at week of 26 April*



- GPs
- ACCHS
- GPRCs

Number of doses administered as part of the Commonwealth primary care rollout

NSW
386,023
(+3,679 last 24 hours)

VIC
294,080
(+3,600 last 24 hours)

QLD
266,920
(+2,368 last 24 hours)

WA
110,647
(+1,836 last 24 hours)

TAS
31,745
(+494 last 24 hours)

SA
89,713
(+881 last 24 hours)

ACT
20,668
(+314 last 24 hours)

NT
6,964
(+20 last 24 hours)

* Source: updated weekly