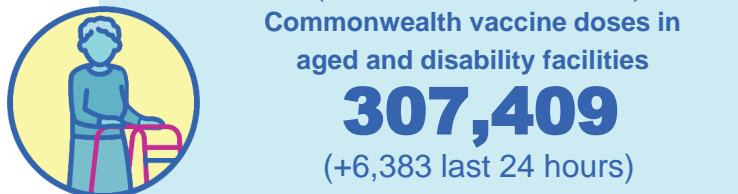
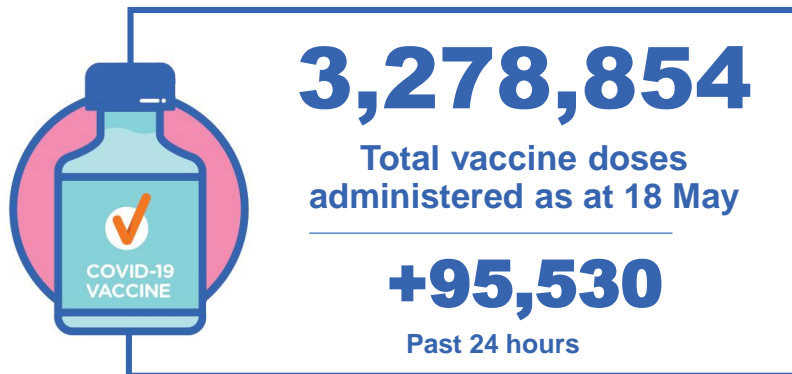


COVID-19 Vaccine Roll-out

19 May 2021

Data as at:
18 May 2021

Total vaccine doses



1,153,984 (+35,261 past 24 hours)

Total vaccine doses administered as in State and Territory clinics as at 18 May

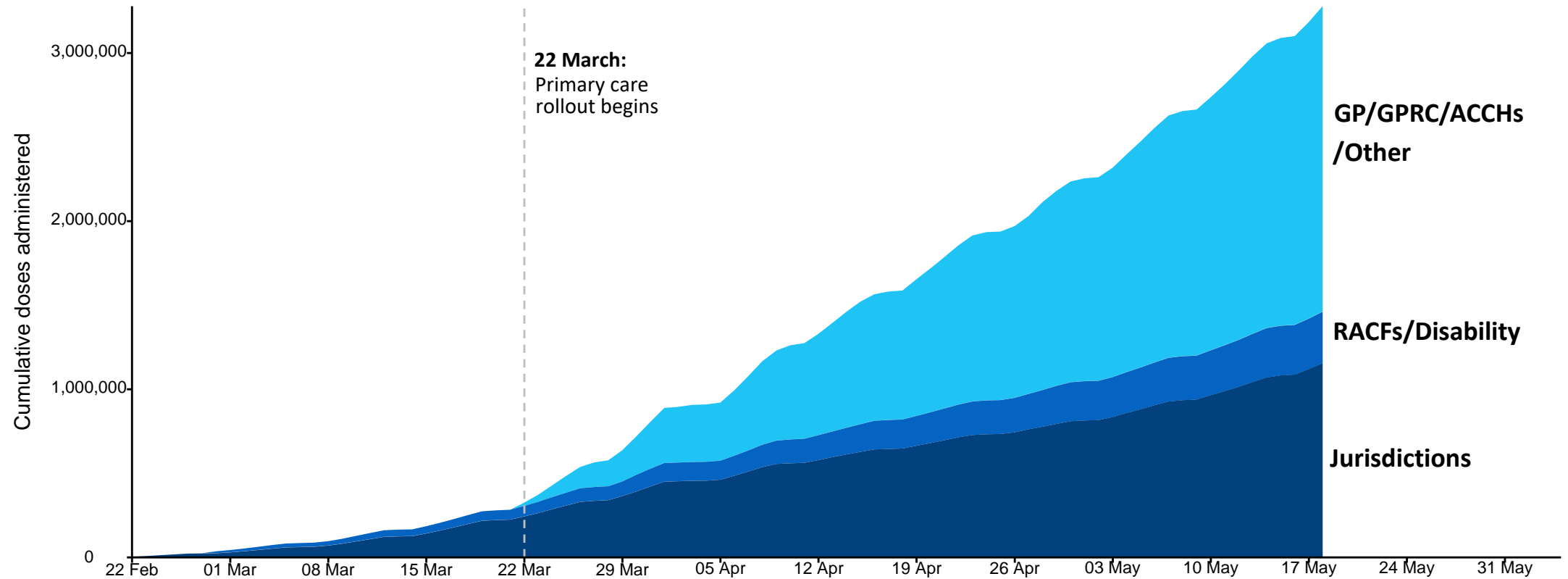


* Source: Australian Immunisation Register and self reported data. Numbers are calculated as differences in daily cumulative reported numbers to allow for historical corrections in all self-reported data sources.

Cumulative doses administered by channel

Data as at:
18 May 2021

Cumulative doses administered (18 May): **3,278,854**



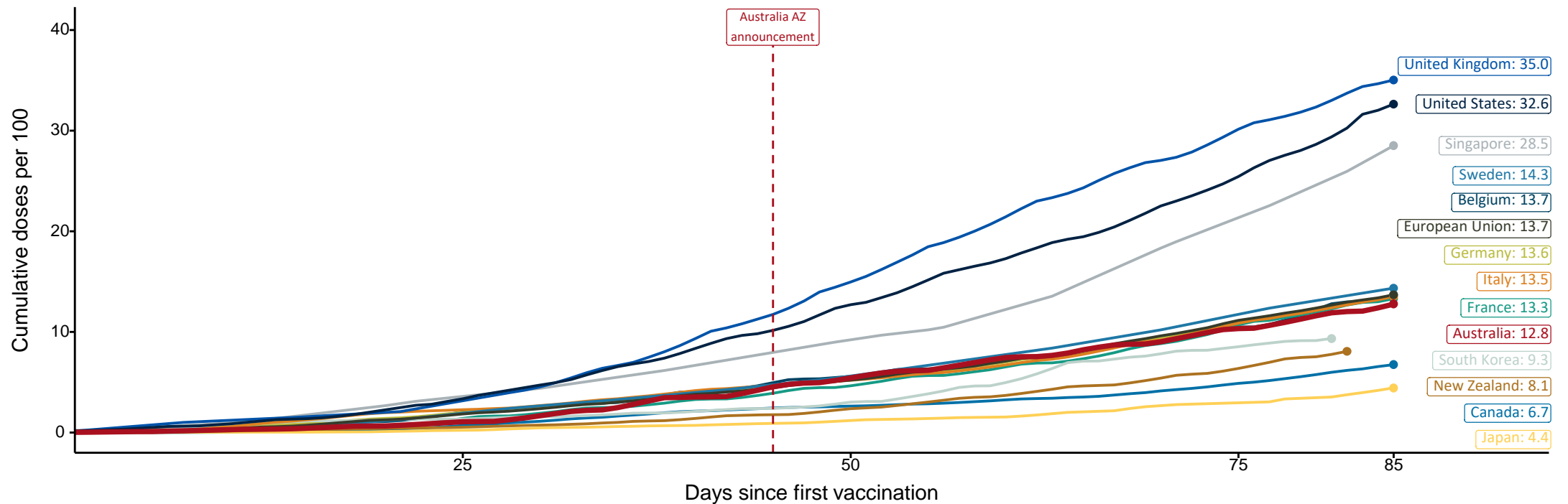
Source: Department of Health
Data as at 18 May

International comparisons at equivalent stages of rollout (Day 85)

Data as at: 18 May 2021

Cumulative doses administered (18 May): **3,278,854**

The x-axis is truncated at the length of Australia's vaccination program. Countries with intermittent reporting have had their doses per 100 imputed to Australia's current stage of rollout. Israel excluded as it is beyond scale of the graph



Source: Department of Health (Australia), Our World in Data (international)
Latest data: 18 May

Data as at:
18 May 2021

Commonwealth aged care doses administered



Aged care and residential
disability doses administered

178,950

First doses

128,459

Second doses

Residential aged care
facilities

2,251

Sites visited for first doses

1,600

Sites visited for second doses



307,409

(+6,383 last 24 hours)

Total vaccine doses administered in aged
care and disability facilities as at 18 May

Number of doses administered as part of the Commonwealth aged and disability care rollout

NSW
104,508

(+1,907 last
24 hours)

VIC
66,920

(+2,495 last
24 hours)

QLD
68,285

(+746 last
24 hours)

WA
27,445

(+48 last
24 hours)

TAS
9,267

(+244 last
24 hours)

SA
23,434

(+901 last
24 hours)

ACT
5,920

(+42 last
24 hours)

NT
1,630

(+0 last
24 hours)

Commonwealth primary care doses administered

Data as at:
18 May 2021



Primary Care vaccine administration sites*

4,396
GP sites

136
GPRC sites

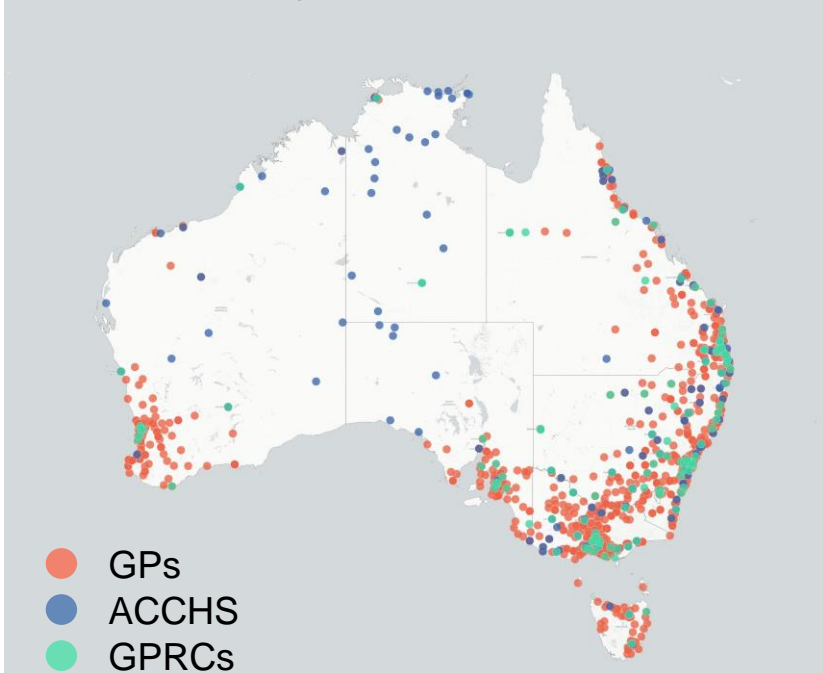
153
ACCHS



1,817,461 (+53,886 last 24 hours)

Total vaccine doses administered in
primary care settings as at 18 May

Primary Care vaccine administration sites
as at week of 17 May



Number of doses administered as part of the Commonwealth primary care rollout

NSW
578,928
(+17,271 last
24 hours)

VIC
440,031
(+12,648 last
24 hours)

QLD
397,160
(+11,390 last
24 hours)

WA
178,623
(+5,630 last
24 hours)

TAS
45,722
(+1,301 last
24 hours)

SA
134,286
(+4,294 last
24 hours)

ACT
31,822
(+949 last
24 hours)

NT
10,889
(+403 last
24 hours)