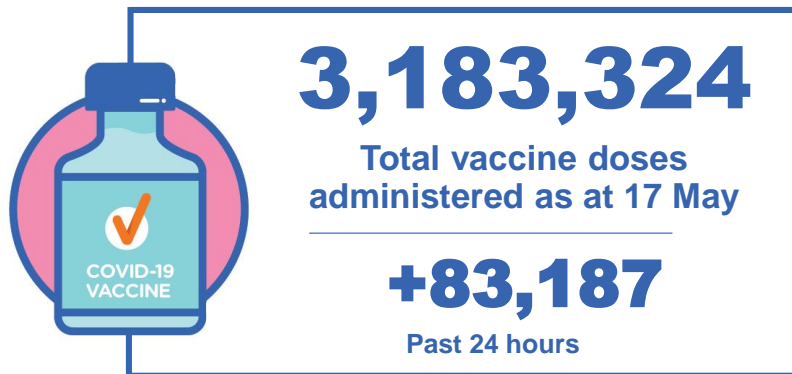


COVID-19 Vaccine Roll-out

18 May 2021

Data as at:
17 May 2021

Total vaccine doses



Commonwealth vaccine doses
2,064,601
(+50,522 last 24 hours)



Commonwealth vaccine doses in primary care
1,763,575
(+45,832 last 24 hours)

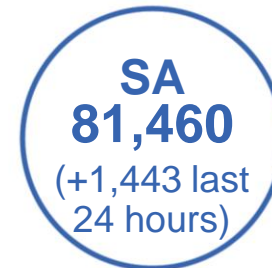


Commonwealth vaccine doses in aged and disability facilities
301,026
(+4,690 last 24 hours)



1,118,723 (+32,665 past 24 hours)

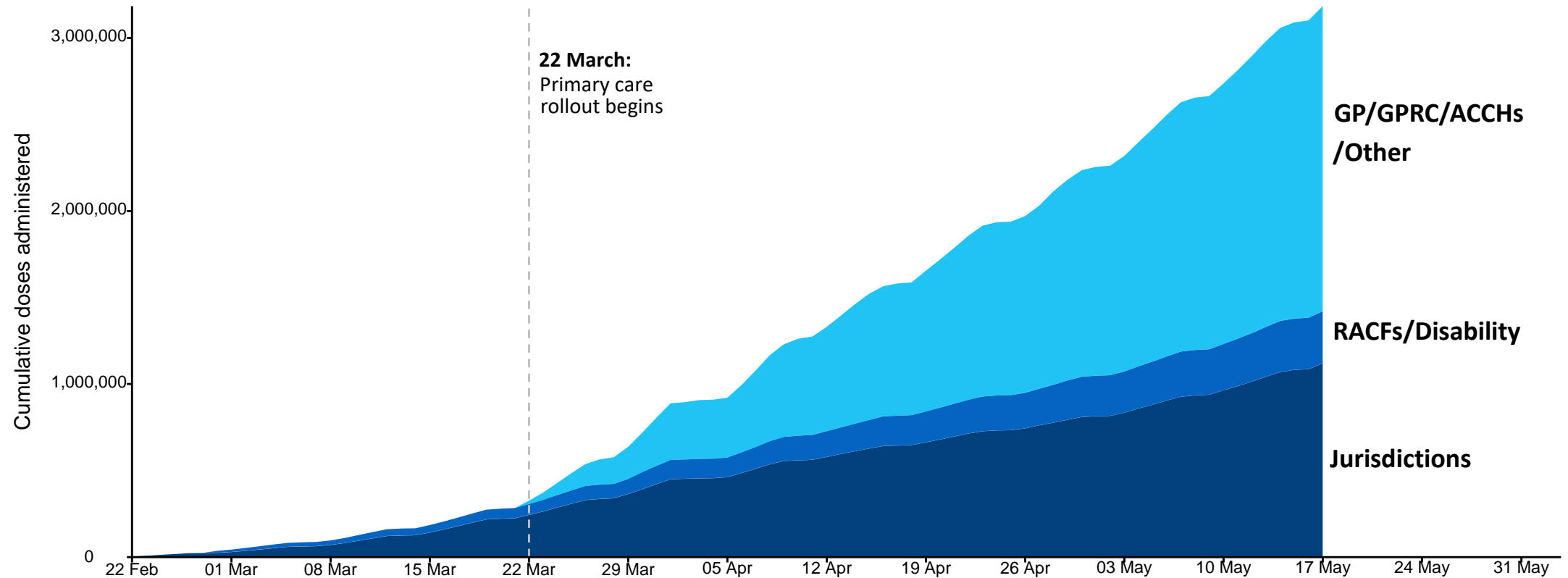
Total vaccine doses administered as in State and Territory clinics as at 17 May



Cumulative doses administered by channel

Data as at:
17 May 2021

Cumulative doses administered (17 May): **3,183,324**



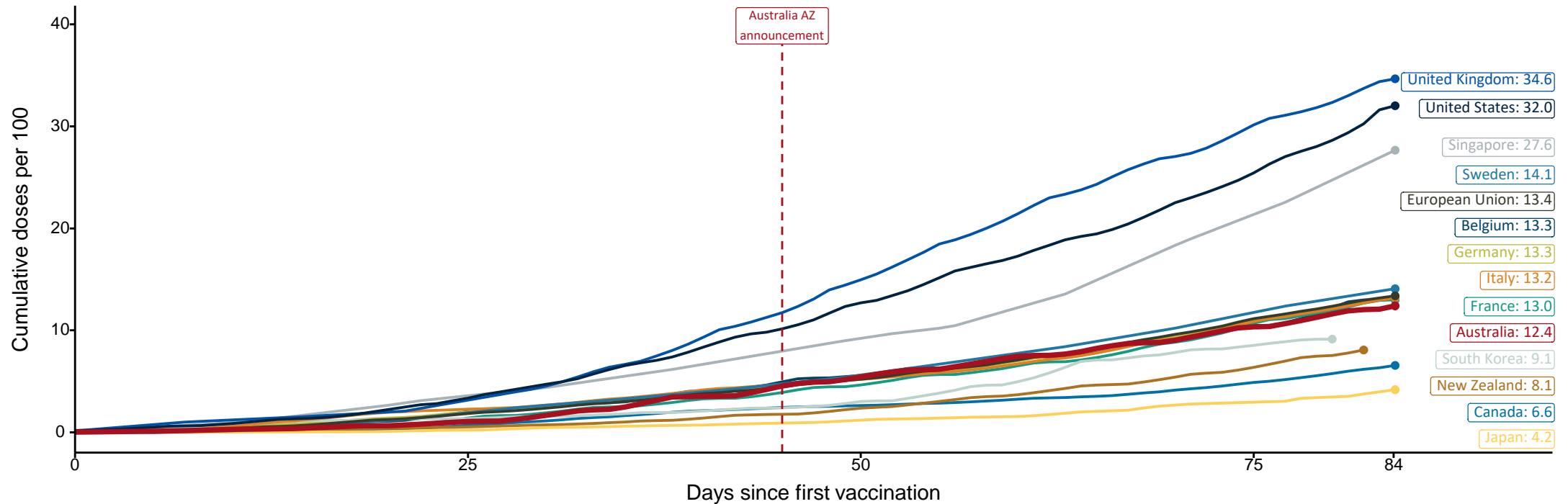
Source: Department of Health
Data as at 17 May

Data as at:
17 May 2021

International comparisons at equivalent stages of rollout (Day 84)

Cumulative doses administered (17 May): **3,183,324**

The x-axis is truncated at the length of Australia's vaccination program. Countries with intermittent reporting have had their doses per 100 imputed to Australia's current stage of rollout. Israel excluded as it is beyond scale of the graph



Source: Department of Health (Australia), Our World in Data (international)
Latest data: 17 May

Data as at:
17 May 2021

Commonwealth aged care doses administered



Aged care and residential
disability doses administered

175,251

First doses

125,775

Second doses

Residential aged care
facilities

2,199

Sites visited for first doses

1,566

Sites visited for second doses



301,026

(+4,690 last 24 hours)

Total vaccine doses administered in aged
care and disability facilities as at 17 May

Number of doses administered as part of the Commonwealth aged and disability care rollout

NSW
102,601

(+1,102 last
24 hours)

VIC
64,425

(+2,152 last
24 hours)

QLD
67,539

(+367 last
24 hours)

WA
27,397

(+352 last
24 hours)

TAS
9,023

(+192 last
24 hours)

SA
22,533

(+482 last
24 hours)

ACT
5,878

(+43 last
24 hours)

NT
1,630

(+0 last
24 hours)

Commonwealth primary care doses administered

Data as at:
17 May 2021



Primary Care vaccine administration sites*

4,385
GP sites

136
GPRC sites

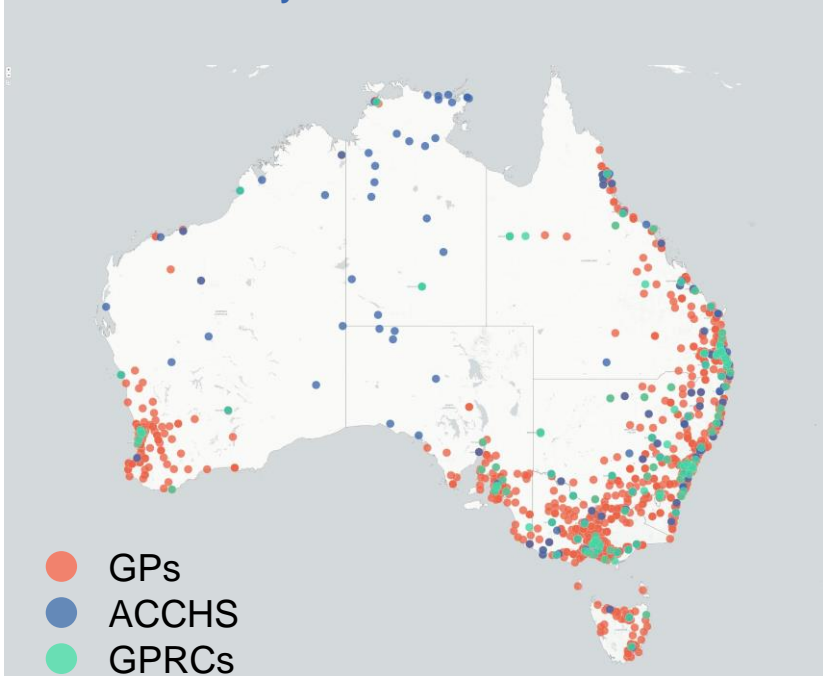
152
ACCHS



1,763,575 (+45,832 last 24 hours)

Total vaccine doses administered in
primary care settings as at 17 May

Primary Care vaccine administration sites
as at week of 3 May



Number of doses administered as part of the Commonwealth primary care rollout

NSW
561,657
(+15,827 last
24 hours)

VIC
427,383
(+10,861 last
24 hours)

QLD
385,770
(+9,441 last
24 hours)

WA
172,993
(+4,954 last
24 hours)

TAS
44,421
(+950 last
24 hours)

SA
129,992
(+2,926 last
24 hours)

ACT
30,873
(+774 last
24 hours)

NT
10,486
(+99 last
24 hours)