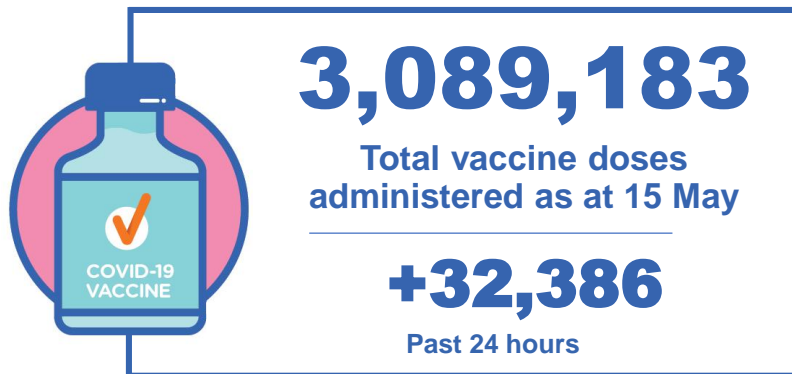


COVID-19 Vaccine Roll-out

16 May 2021

Data as at:
15 May 2021

Total vaccine doses



Commonwealth vaccine doses
2,007,641
(+19,928 last 24 hours)



Commonwealth vaccine doses in primary care
1,711,305
(+18,404 last 24 hours)



Commonwealth vaccine doses in aged and disability facilities
296,336
(+1,524 last 24 hours)



1,081,542 (+12,458 past 24 hours)

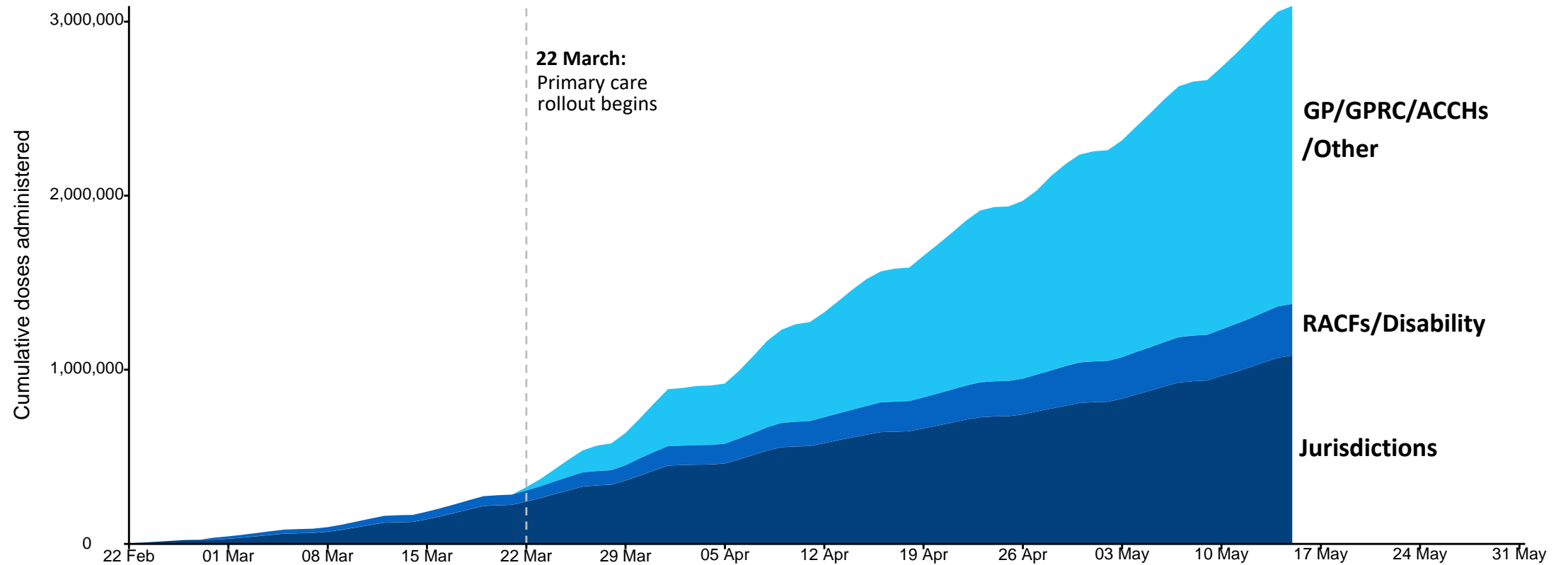
Total vaccine doses administered as in State and Territory clinics as at 15 May



Cumulative doses administered by channel

Data as at:
15 May 2021

Cumulative doses administered (15 May): **3,089,183**



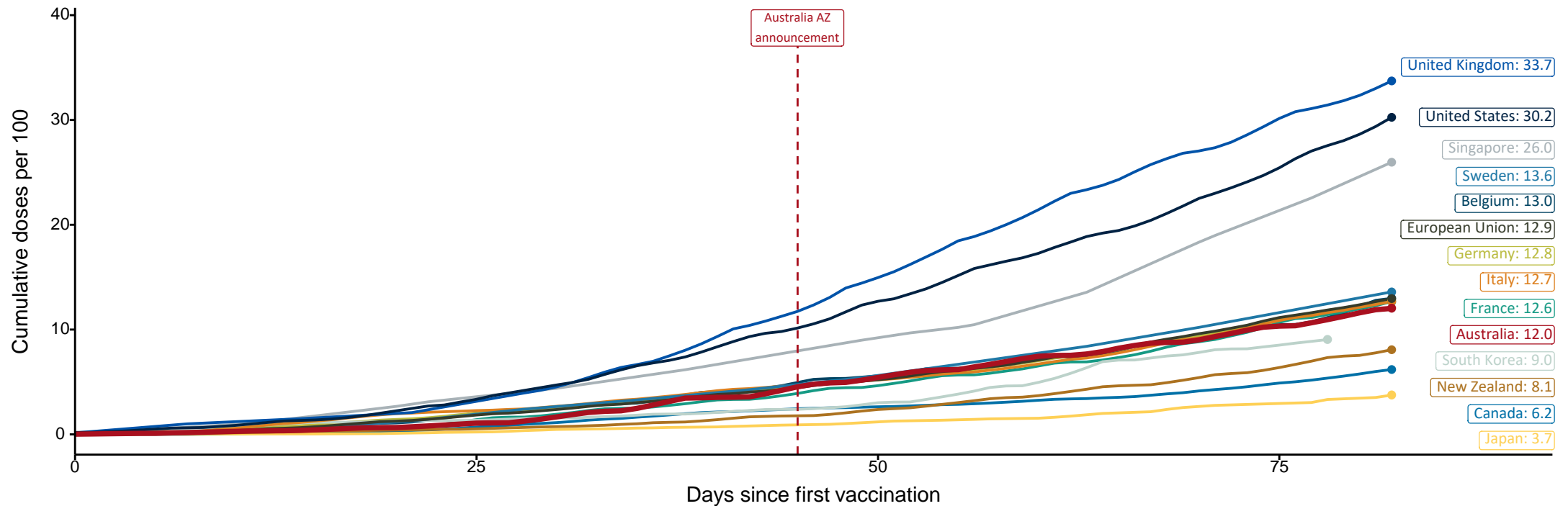
Source: Department of Health
Data as at 15 May

Data as at:
15 May 2021

International comparisons at equivalent stages of rollout

Cumulative doses administered (15 May): **3,089,183**

The x-axis is truncated at the length of Australia's vaccination program. Countries with intermittent reporting have had their doses per 100 imputed to Australia's current stage of rollout. Israel excluded as it is beyond scale of the graph



Source: Department of Health (Australia), Our World in Data (international)
Latest data: 15 May

Data as at:
15 May 2021

Commonwealth aged care doses administered



Aged care and residential
disability doses administered

172,636

First doses

123,700

Second doses

Residential aged care
facilities

2,163

Sites visited for first doses

1,538

Sites visited for second doses



296,336

(+1,524 last 24 hours)

Total vaccine doses administered in aged
care and disability facilities as at 15 May

Number of doses administered as part of the Commonwealth aged and disability care rollout

NSW
101,499

(+1,446 last
24 hours)

VIC
62,273

(+78 last
24 hours)

QLD
67,172

(+0 last
24 hours)

WA
27,045

(+0 last
24 hours)

TAS
8,831

(+0 last
24 hours)

SA
22,051

(+0 last
24 hours)

ACT
5,835

(+0 last
24 hours)

NT
1,630

(+0 last
24 hours)

Commonwealth primary care doses administered

Data as at:
15 May 2021



Primary Care vaccine administration sites*

4,385
GP sites

136
GPRC sites

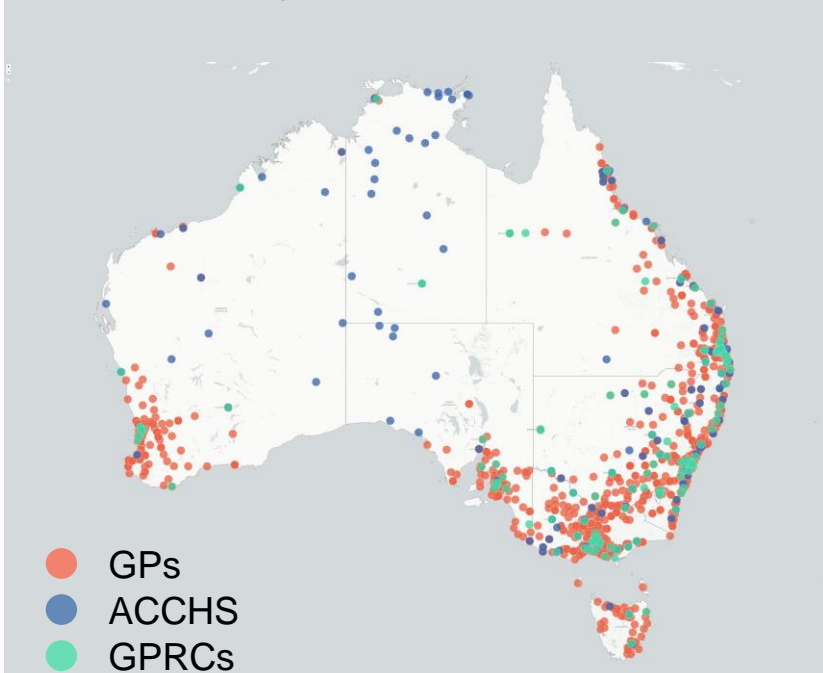
152
ACCHS



1,711,305 (+18,404 last 24 hours)

Total vaccine doses administered in
primary care settings as at 15 May

Primary Care vaccine administration sites
as at week of 3 May



Number of doses administered as part of the Commonwealth primary care rollout

NSW
544,608
(+5,780 last
24 hours)

VIC
414,374
(+4,491 last
24 hours)

QLD
375,038
(+2,715 last
24 hours)

WA
167,226
(+2,670 last
24 hours)

TAS
43,133
(+752 last
24 hours)

SA
126,862
(+1,116 last
24 hours)

ACT
29,736
(+860 last
24 hours)

NT
10,328
(+20 last
24 hours)