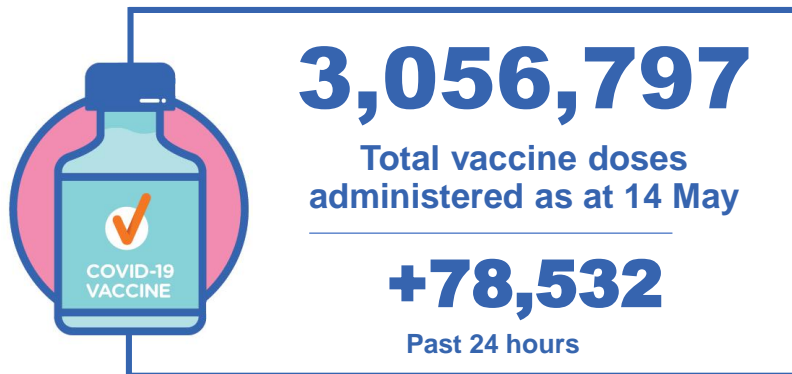


COVID-19 Vaccine Roll-out

15 May 2021

Data as at:
14 May 2021

Total vaccine doses



Commonwealth vaccine doses
1,987,713
(+48,797 last 24 hours)



Commonwealth vaccine doses in primary care
1,692,901
(+41,777 last 24 hours)



Commonwealth vaccine doses in aged and disability facilities
294,812
(+7,020 last 24 hours)



1,069,084 (+29,735 past 24 hours)

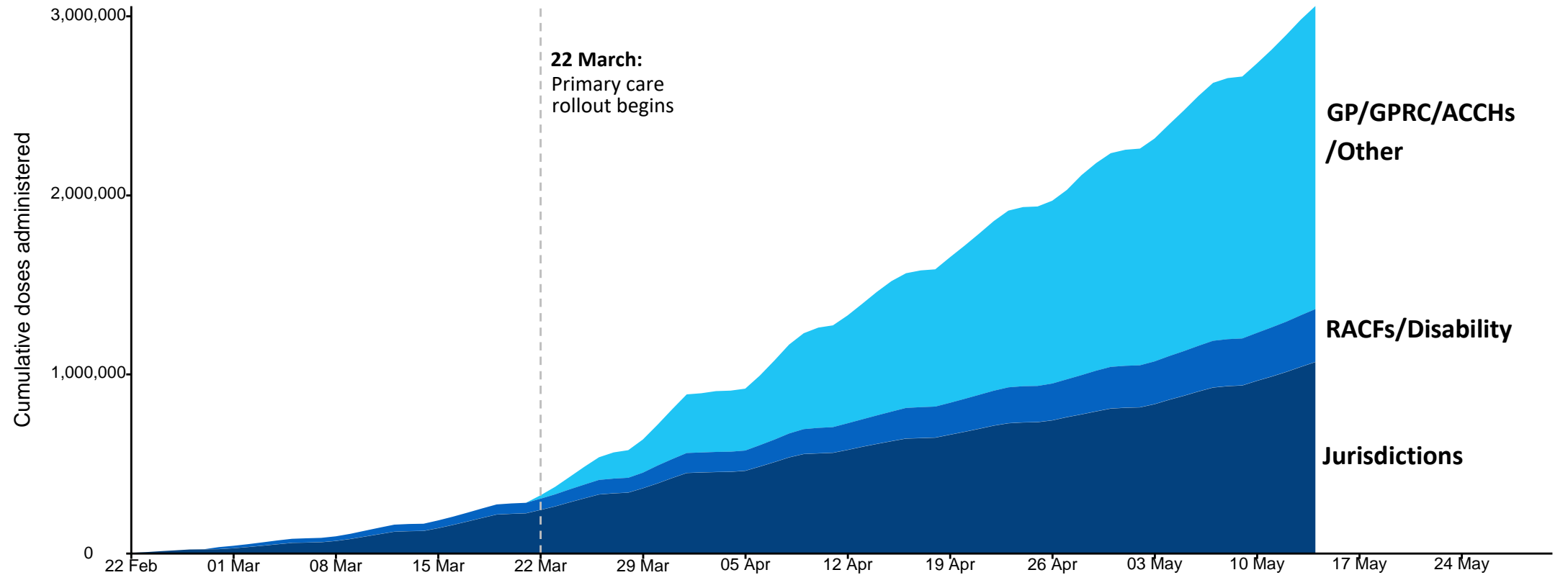
Total vaccine doses administered as in State and Territory clinics as at 14 May



Cumulative doses administered by channel

Data as at:
14 May 2021

Cumulative doses administered (14 May): **3,056,797**



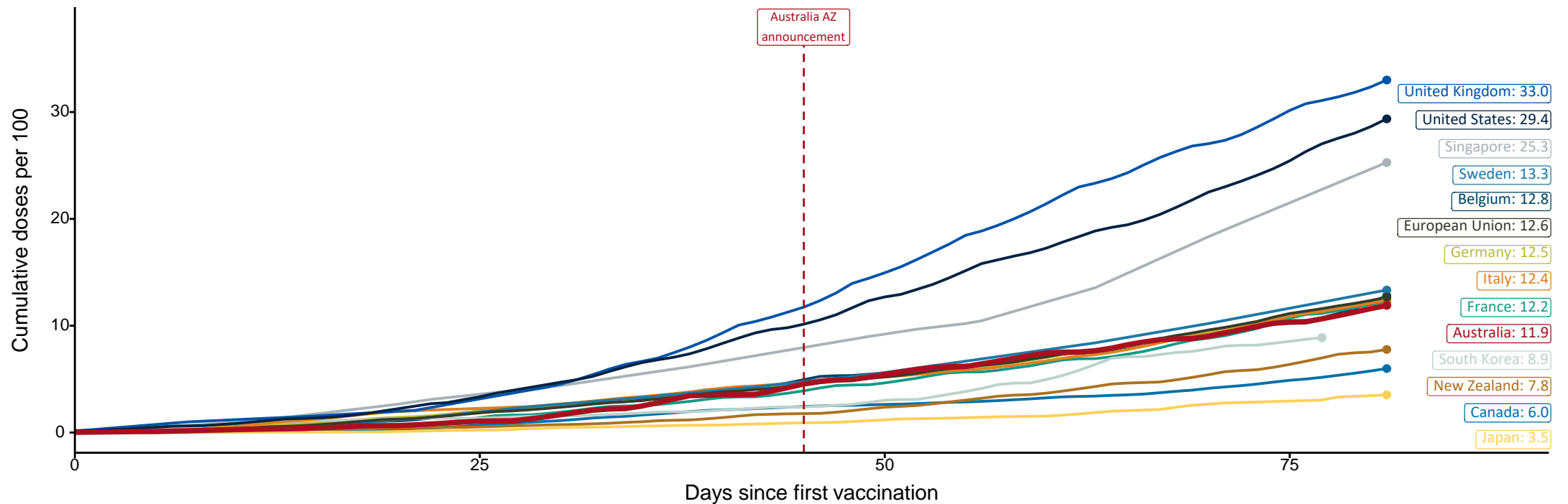
Source: Department of Health
Data as at 14 May

International comparisons at equivalent stages of rollout

Data as at: 14 May 2021

Cumulative doses administered (14 May): 3,056,797

The x-axis is truncated at the length of Australia's vaccination program. Countries with intermittent reporting have had their doses per 100 imputed to Australia's current stage of rollout. Israel excluded as it is beyond scale of the graph



Source: Department of Health (Australia), Our World in Data (international)
Latest data: 14 May

Data as at:
14 May 2021

Commonwealth aged care doses administered



Aged care and residential
disability doses administered

172,526

First doses

122,286

Second doses

Residential aged care
facilities

2,161

Sites visited for first doses

1,526

Sites visited for second doses



294,812

(+7,020 last 24 hours)

Total vaccine doses administered in aged
care and disability facilities as at 14 May

Number of doses administered as part of the Commonwealth aged and disability care rollout

NSW
100,053

(+3,126 last
24 hours)

VIC
62,195

(+1,556 last
24 hours)

QLD
67,172

(+672 last
24 hours)

WA
27,045

(+557 last
24 hours)

TAS
8,831

(+157 last
24 hours)

SA
22,051

(+844 last
24 hours)

ACT
5,835

(+31 last
24 hours)

NT
1,630

(+77 last
24 hours)

Commonwealth primary care doses administered

Data as at:
14 May 2021



Primary Care vaccine administration sites*

4,385
GP sites

136
GPRC sites

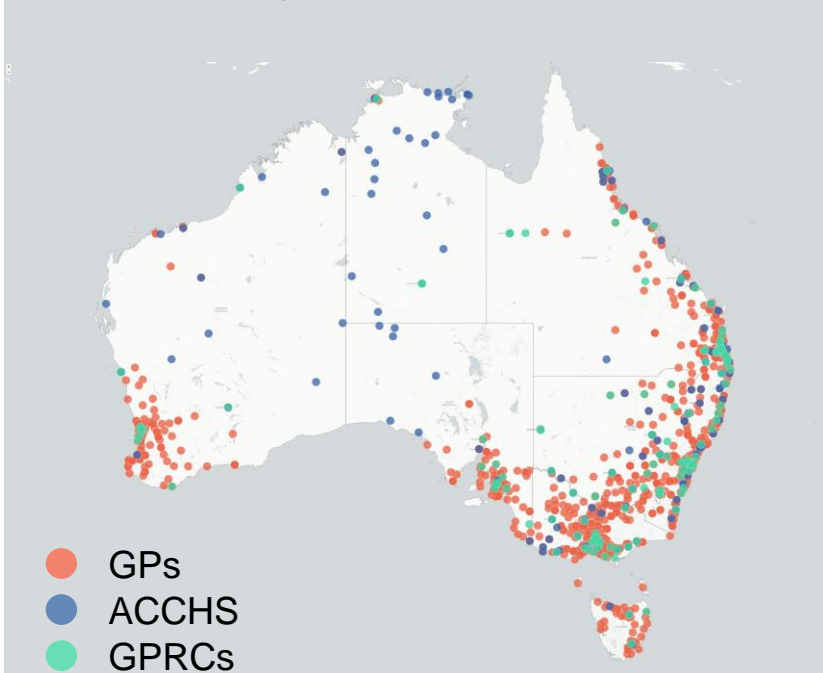
152
ACCHS



1,692,901 (+41,777 last 24 hours)

Total vaccine doses administered in
primary care settings as at 14 May

Primary Care vaccine administration sites
as at week of 3 May



Number of doses administered as part of the Commonwealth primary care rollout

NSW
538,828
(+12,738 last
24 hours)

VIC
409,883
(+9,576 last
24 hours)

QLD
372,323
(+9,734 last
24 hours)

WA
164,556
(+4,377 last
24 hours)

TAS
42,381
(+844 last
24 hours)

SA
125,746
(+3,593 last
24 hours)

ACT
28,876
(+543 last
24 hours)

NT
10,308
(+372 last
24 hours)