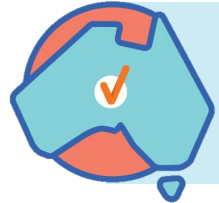
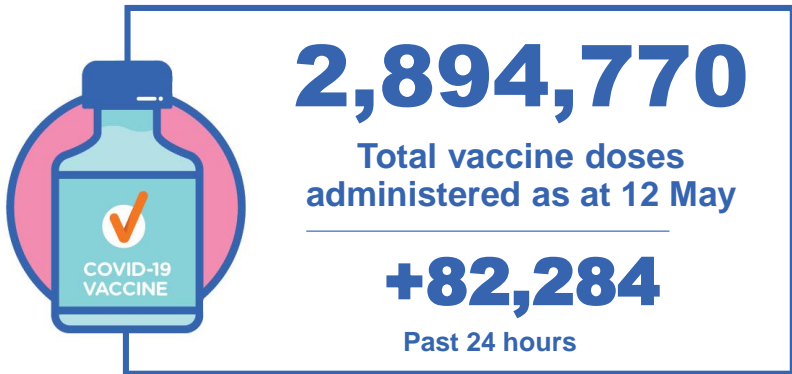


COVID-19 Vaccine Roll-out

13 May 2021

Data as at:
12 May 2021

Total vaccine doses



Commonwealth vaccine doses

1,881,509

(+56,569 last 24 hours)



Commonwealth vaccine doses in primary care

1,601,523

(+50,582 last 24 hours)



Commonwealth vaccine doses in aged and disability facilities

279,986

(+5,987 last 24 hours)



1,013,261 (+25,715 past 24 hours)

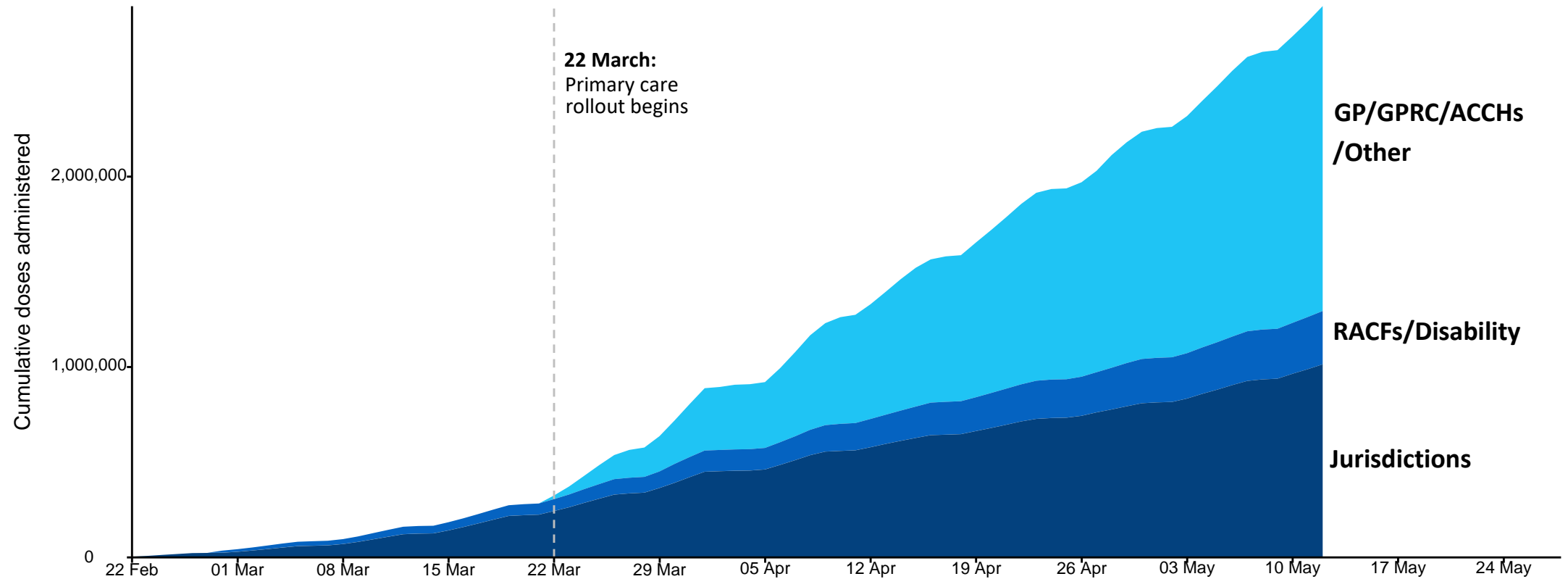
Total vaccine doses administered as in State and Territory clinics as at 12 May



Cumulative doses administered by channel

Data as at:
12 May 2021

Cumulative doses administered (12 May): **2,894,770**



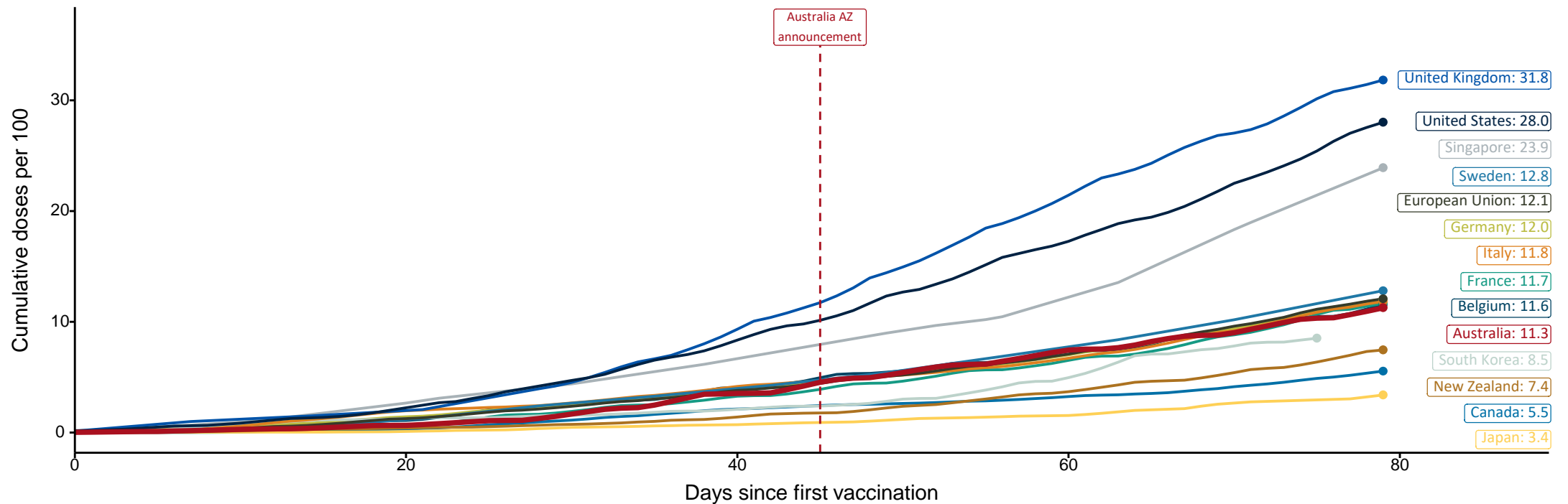
Source: Department of Health
Data as at 12 May

International comparisons at equivalent stages of rollout

Data as at: 12 May 2021

Cumulative doses administered (12 May): **2,894,770**

The x-axis is truncated at the length of Australia's vaccination program. Countries with intermittent reporting have had their doses per 100 imputed to Australia's current stage of rollout. Israel excluded as it is beyond scale of the graph



Source: Department of Health (Australia), Our World in Data (international)
Latest data: 12 May

Data as at:
12 May 2021

Commonwealth aged care doses administered



Aged care and residential
disability doses administered

164,359

First doses

115,627

Second doses

Residential aged care
facilities

2,046

Sites visited for first doses

1,432

Sites visited for second doses



279,986

(+5,987 last 24 hours)

Total vaccine doses administered in aged
care and disability facilities as at 12 May

Number of doses administered as part of the Commonwealth aged and disability care rollout

NSW
92,942

(+2,428 last
24 hours)

VIC
58,490

(+2,020 last
24 hours)

QLD
66,013

(+654 last
24 hours)

WA
26,038

(+186 last
24 hours)

TAS
8,478

(+143 last
24 hours)

SA
20,728

(+525 last
24 hours)

ACT
5,744

(+16 last
24 hours)

NT
1,553

(+15 last
24 hours)

Commonwealth primary care doses administered

Data as at:
12 May 2021



Primary Care vaccine administration sites*

4,385
GP sites

136
GPRC sites

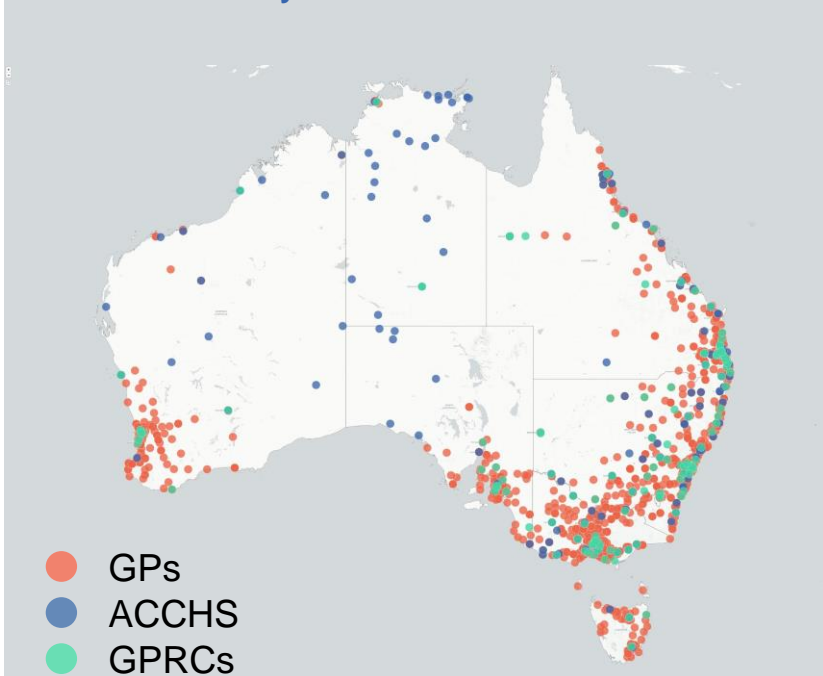
152
ACCHS



1,601,523 (+50,582 last 24 hours)

Total vaccine doses administered in
primary care settings as at 12 May

Primary Care vaccine administration sites
as at week of 3 May



Number of doses administered as part of the Commonwealth primary care rollout

NSW
510,111
(+16,171 last
24 hours)

VIC
389,094
(+12,010 last
24 hours)

QLD
351,669
(+11,333 last
24 hours)

WA
155,177
(+5,116 last
24 hours)

TAS
40,447
(+858 last
24 hours)

SA
118,345
(+4,110 last
24 hours)

ACT
27,634
(+634 last
24 hours)

NT
9,046
(+350 last
24 hours)