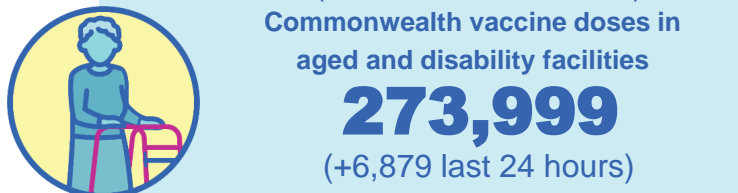
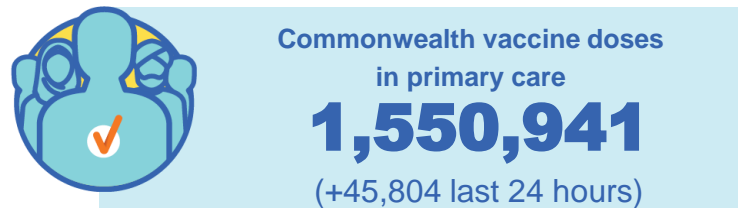
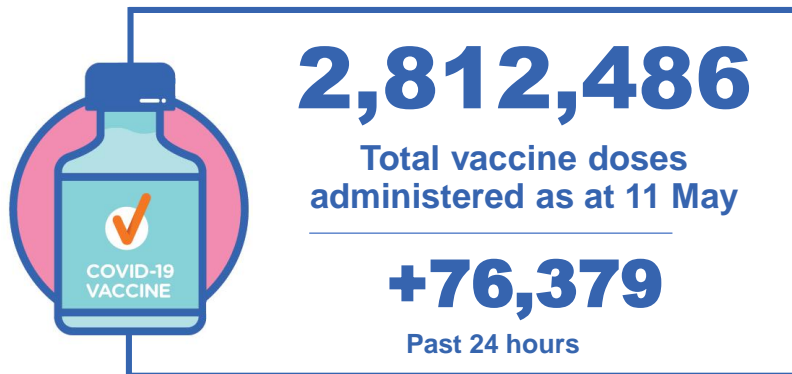


COVID-19 Vaccine Roll-out

12 May 2021

Data as at:
11 May 2021

Total vaccine doses



987,546 (+23,696 past 24 hours)

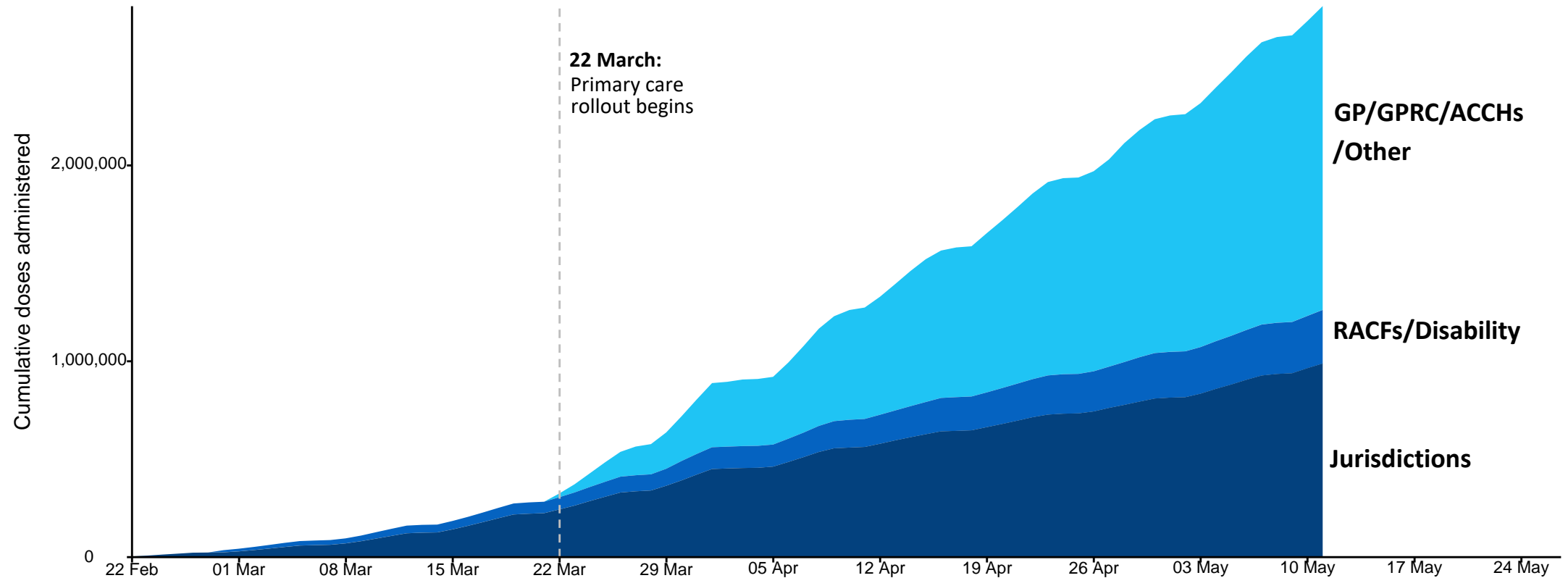
Total vaccine doses administered as in State and Territory clinics as at 11 May



Cumulative doses administered by channel

Data as at:
11 May 2021

Cumulative doses administered (11 May): **2,812,486**



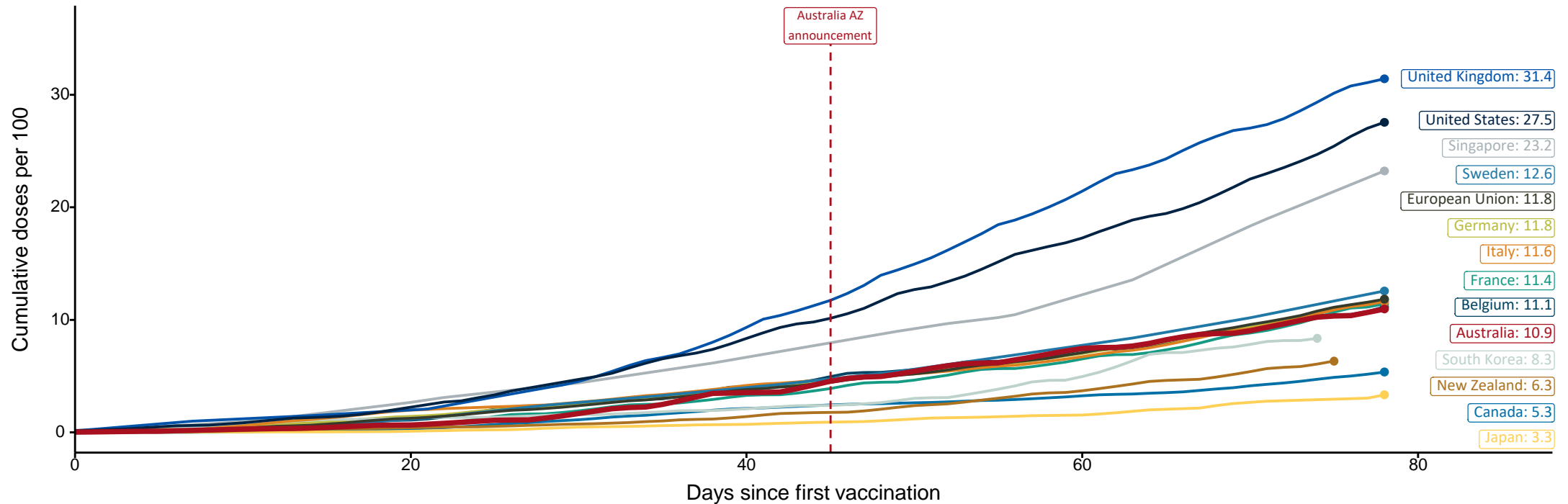
Source: Department of Health
Data as at 11 May

Data as at:
11 May 2021

International comparisons at equivalent stages of rollout

Cumulative doses administered (11 May): **2,812,486**

The x-axis is truncated at the length of Australia's vaccination program. Countries with intermittent reporting have had their doses per 100 imputed to Australia's current stage of rollout. Israel excluded as it is beyond scale of the graph



Source: Department of Health (Australia), Our World in Data (international)
Latest data: 11 May

Data as at:
11 May 2021

Commonwealth aged care doses administered



Aged care and residential
disability doses administered

161,233

First doses

112,766

Second doses

Residential aged care
facilities

1,994

Sites visited for first doses

1,397

Sites visited for second doses



273,999

(+6,879 last 24 hours)

Total vaccine doses administered in aged
care and disability facilities as at 11 May

Number of doses administered as part of the Commonwealth aged and disability care rollout

NSW

90,514

(+2,382 last
24 hours)

VIC

56,470

(+1,921 last
24 hours)

QLD

65,359

(+859 last
24 hours)

WA

25,852

(+436 last
24 hours)

TAS

8,335

(+193 last
24 hours)

SA

20,203

(+809 last
24 hours)

ACT

5,728

(+63 last
24 hours)

NT

1,538

(+216 last
24 hours)

Commonwealth primary care doses administered

Data as at:
11 May 2021



Primary Care vaccine administration sites*

4,385
GP sites

136
GPRC sites

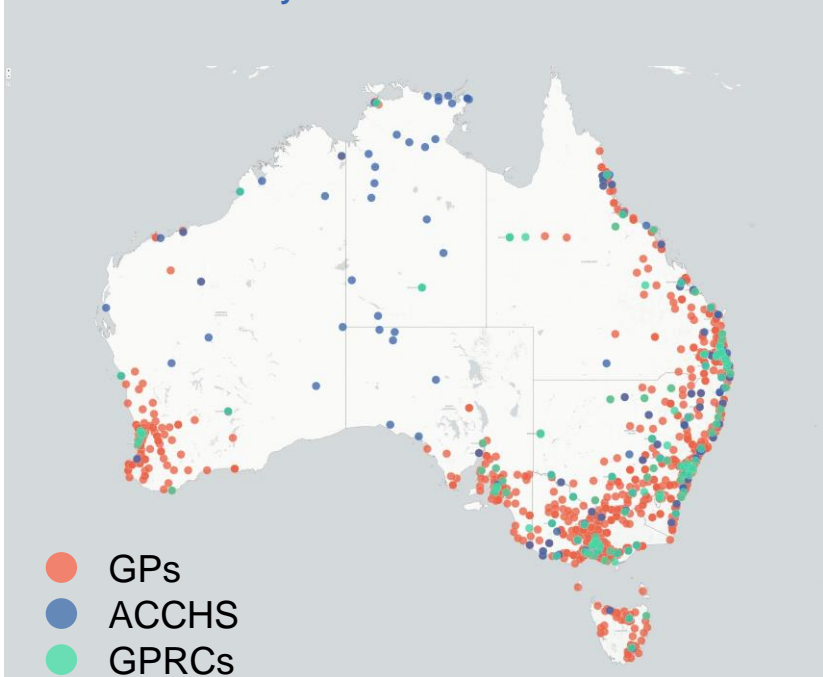
152
ACCHS



1,550,941 (+45,804 last 24 hours)

Total vaccine doses administered in
primary care settings as at 11 May

Primary Care vaccine administration sites
as at week of 3 May



Number of doses administered as part of the Commonwealth primary care rollout

NSW
493,940
(+15,970 last
24 hours)

VIC
377,084
(+9,567 last
24 hours)

QLD
340,336
(+11,052 last
24 hours)

WA
150,061
(+4,428 last
24 hours)

TAS
39,589
(+771 last
24 hours)

SA
114,235
(+3,161 last
24 hours)

ACT
27,000
(+472 last
24 hours)

NT
8,696
(+383 last
24 hours)