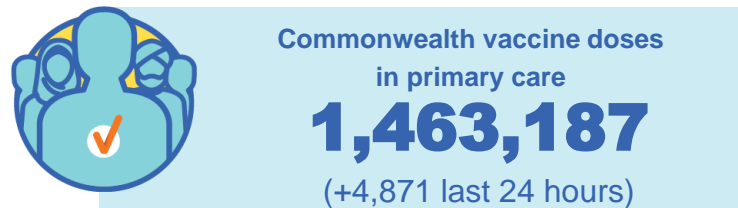
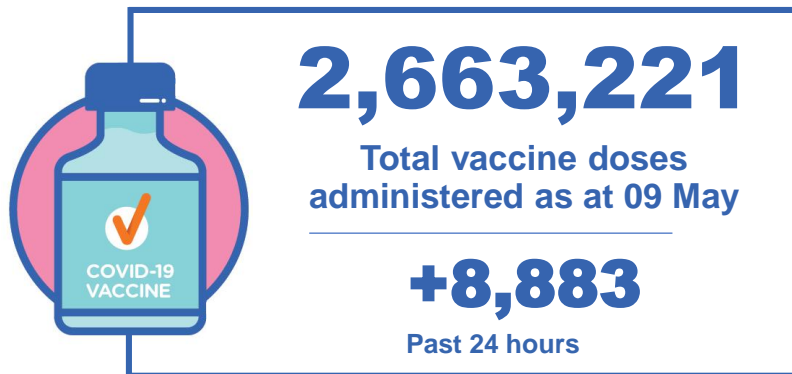


# COVID-19 Vaccine Roll-out

10 May 2021

Data as at:  
09 May 2021

# Total vaccine doses



**937,938** (+3,714 past 24 hours)  
Total vaccine doses administered as in State and Territory clinics as at 09 May

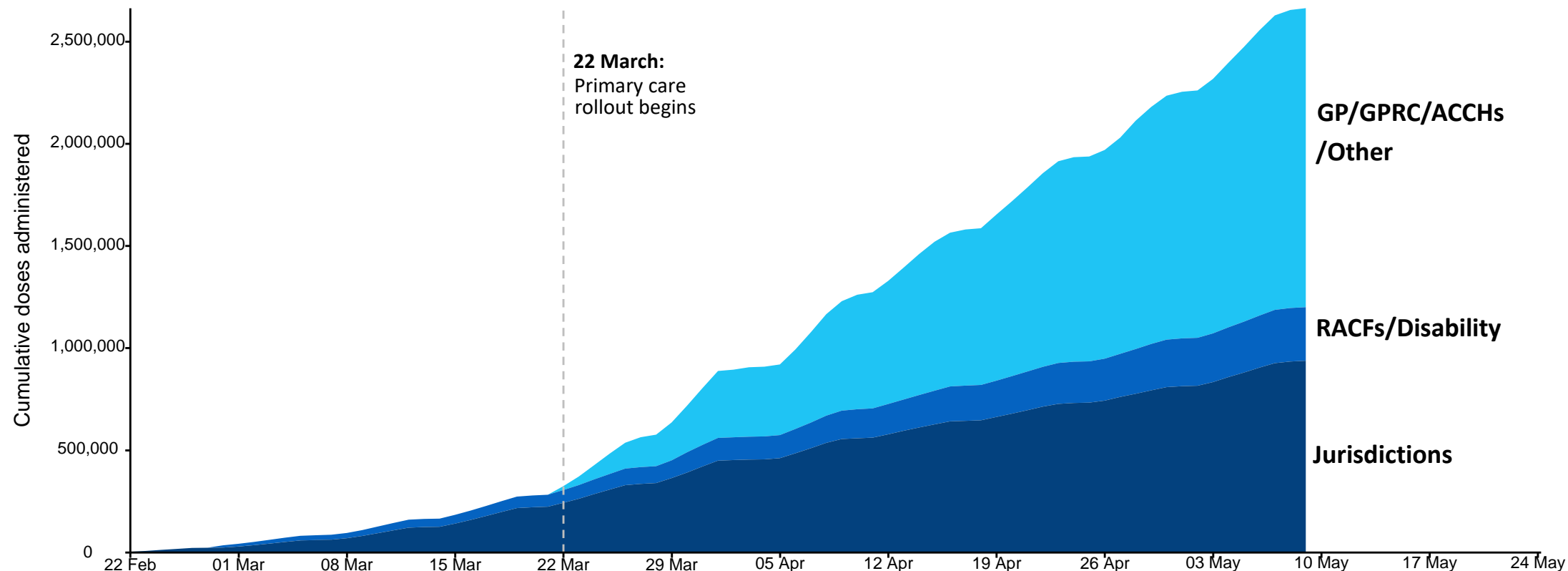


\* Source: Australian Immunisation Register and self reported data

# Cumulative doses administered by channel

Data as at:  
09 May 2021

Cumulative doses administered (09 May): 2,663,221



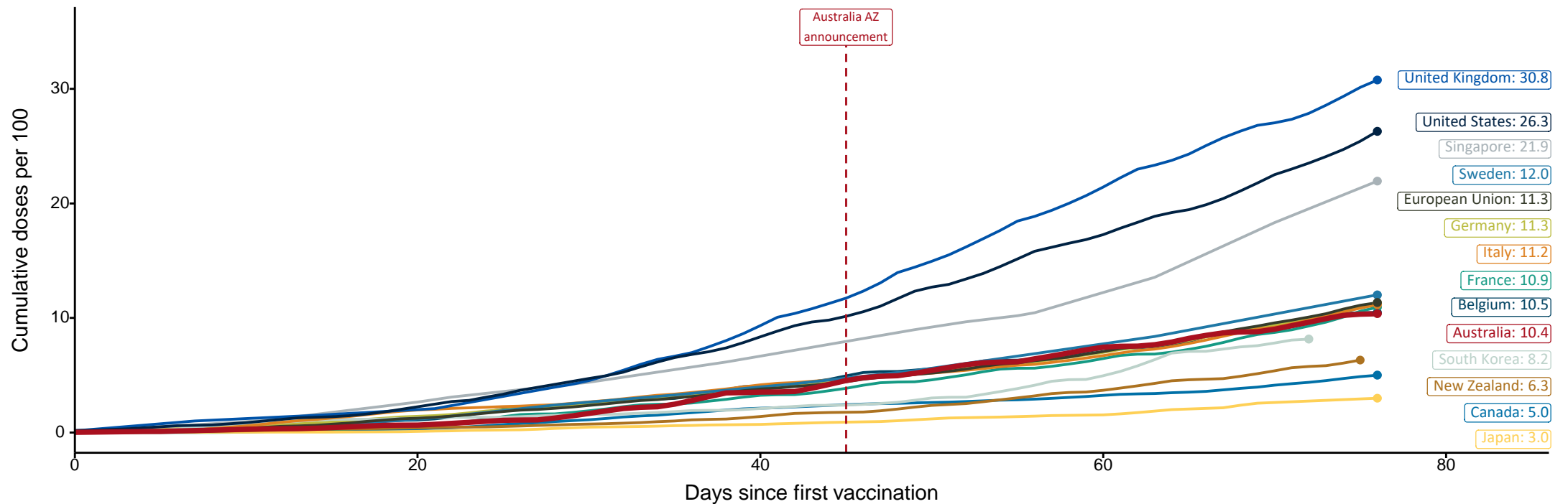
Source: Department of Health  
Data as at 09 May

Data as at:  
09 May 2021

# International comparisons at equivalent stages of rollout

Cumulative doses administered (09 May): **2,663,221**

The x-axis is truncated at the length of Australia's vaccination program. Countries with intermittent reporting have had their doses per 100 imputed to Australia's current stage of rollout. Israel excluded as it is beyond scale of the graph



Source: Department of Health (Australia), Our World in Data (international)  
Latest data: 09 May

Data as at:  
09 May 2021

# Commonwealth aged care doses administered



Aged care and residential  
disability doses administered

**154,371**

First doses

**107,725**

Second doses

Residential aged care  
facilities

**1,909**

Sites visited for first doses

**1,330**

Sites visited for second doses



**262,096**

(+298 last 24 hours)

Total vaccine doses administered in aged  
care and disability facilities as at 09 May

Number of doses administered as part of the Commonwealth aged and disability care rollout

**NSW**  
**86,703**

(+278 last  
24 hours)

**VIC**  
**53,047**

(+0 last  
24 hours)

**QLD**  
**63,436**

(+20 last  
24 hours)

**WA**  
**24,829**

(+0 last  
24 hours)

**TAS**  
**7,998**

(+0 last  
24 hours)

**SA**  
**19,096**

(+0 last  
24 hours)

**ACT**  
**5,665**

(+0 last  
24 hours)

**NT**  
**1,322**

(+0 last  
24 hours)

# Commonwealth primary care doses administered

Data as at:  
09 May 2021



Primary Care vaccine administration sites\*

**4,385**  
GP sites

**136**  
GPRC sites

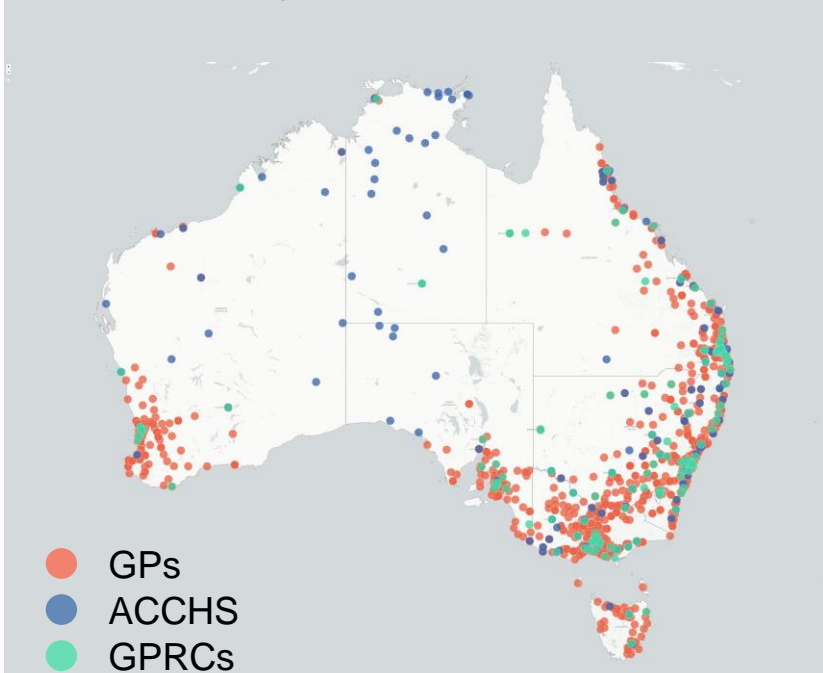
**152**  
ACCHS



**1,463,187** (+4,871 last 24 hours)

Total vaccine doses administered in  
primary care settings as at 09 May

Primary Care vaccine administration sites  
as at week of 3 May



Number of doses administered as part of the Commonwealth primary care rollout

**NSW**  
**464,719**  
(+842 last  
24 hours)

**VIC**  
**357,130**  
(+1,300 last  
24 hours)

**QLD**  
**320,660**  
(+1,772 last  
24 hours)

**WA**  
**140,774**  
(+537 last  
24 hours)

**TAS**  
**38,081**  
(+0 last  
24 hours)

**SA**  
**108,405**  
(+90 last  
24 hours)

**ACT**  
**25,505**  
(+330 last  
24 hours)

**NT**  
**7,913**  
(+0 last  
24 hours)

# Administration and Utilisation

## Doses as at Week 11

	Distributed (including coming weeks)	Available (delivered weeks 1-10, until 2 May)	Administered (weeks 1-11, until 9 May)	Available minus Administered	Estimated Dose Utilisation % (see note)
NSW	414,050	353,210	235,852	117,358	77%
VIC	471,040	431,260	263,065	168,195	71%
QLD	326,810	302,240	157,164	145,076	62%
WA	187,480	160,700	114,506	46,194	81%
SA	137,080	126,550	70,310	56,240	66%
TAS	62,254	54,244	43,727	10,517	91%
NT	47,652	39,528	19,441	20,087	59%
ACT	53,440	46,420	33,873	12,547	83%
<b>Jurisdiction delivered total</b>	<b>1,699,806</b>	<b>1,514,152</b>	<b>937,938</b>	<b>576,214</b>	<b>72%</b>
<b>Commonwealth Aged Care &amp; Disability*</b>	<b>302,490</b>	<b>270,582</b>	<b>262,096</b>	<b>8,486</b>	<b>Fully utilised</b>
<b>Commonwealth Primary Care*</b>	<b>2,617,812</b>	<b>2,302,212</b>	<b>1,463,187</b>	<b>839,025</b>	<b>74%</b>
<b>Total</b>	<b>4,620,108</b>	<b>4,086,946</b>	<b>2,663,221</b>	<b>1,423,725</b>	<b>75%</b>

**Note:**

- Distributed – Total doses delivered per Logistics Provider data.
- Available – Total doses available is stock on hand at sites and is based on Weeks 1-10 deliveries (i.e. does not include those deliveries made in Week 11, which would not have been available for administration).
- Administered – Doses administered as at 9 May 2021.
- The dose utilisation is calculated based on the total doses administered and a small % wastage in line with international standards in relation to total available doses.
- For Aged Care & Disability, the doses available for administration is for the full period (Weeks 1-11).
- Fully utilised – Aged Care & Disability have administered all their available doses.