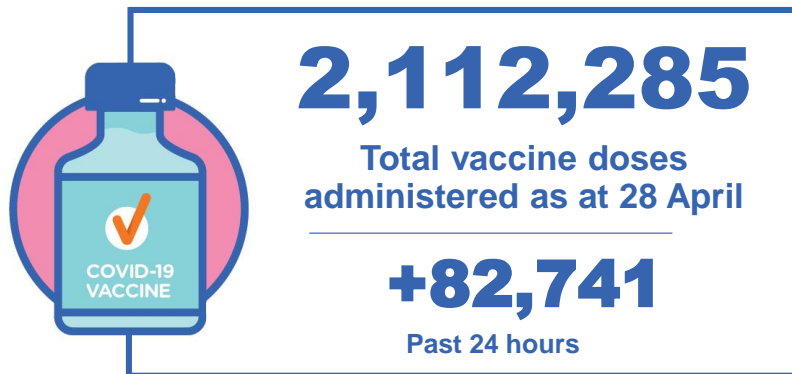


# COVID-19 Vaccine Roll-out

29 April 2021

Data as at:  
28 Apr 2021

# Total vaccine doses



Commonwealth vaccine doses  
**1,335,918**  
(+67,344 last 24 hours)



Commonwealth vaccine doses in primary care  
**1,117,118**  
(+59,314 last 24 hours)



Commonwealth vaccine doses in aged and disability facilities  
**218,800**  
(+8,030 last 24 hours)



**776,367** (+15,397 past 24 hours)

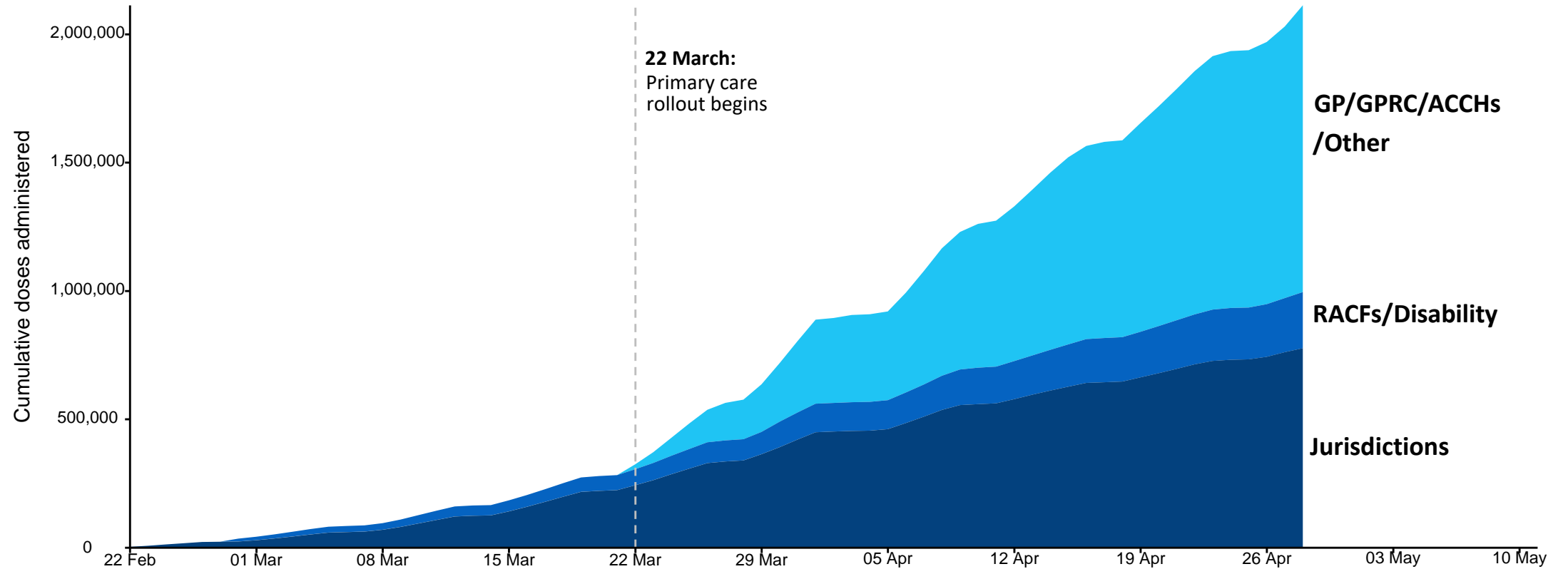
Total vaccine doses administered as in State and Territory clinics as at 28 April



# Cumulative doses administered by channel

Data as at:  
28 Apr 2021

Cumulative doses administered (28 April): **2,112,285**



Source: Department of Health  
Data as at 28 Apr

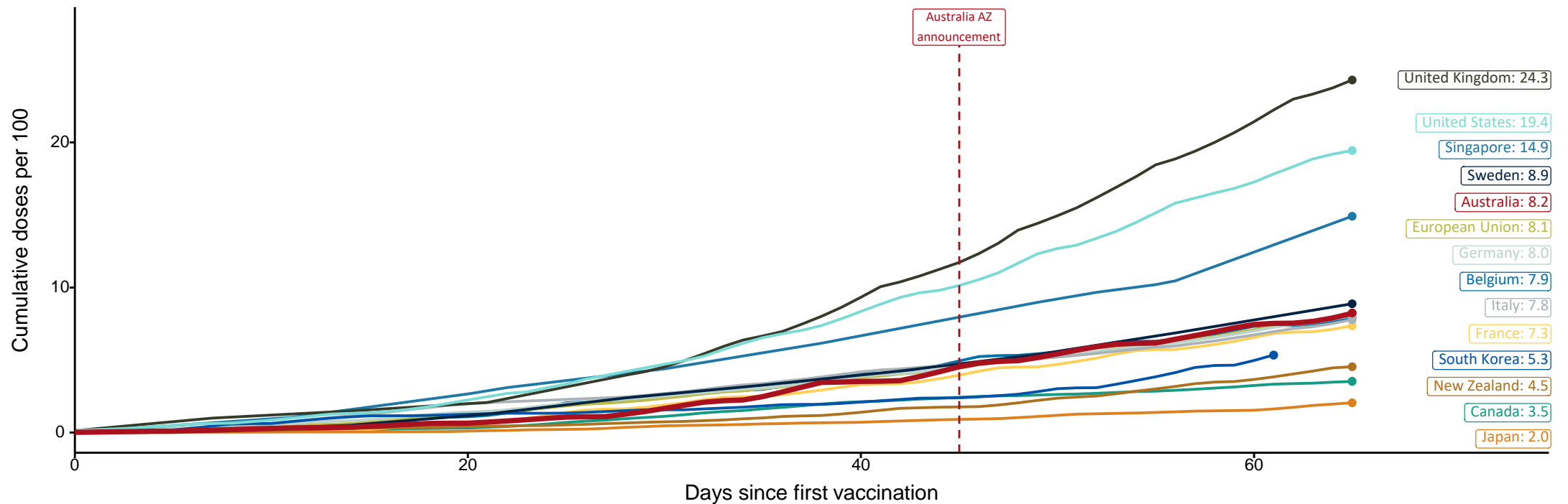
# International comparisons at equivalent stages of rollout

Data as at:  
28 Apr 2021

Australia's COVID-19  
Vaccine Roadmap

Cumulative doses administered (28 April): **2,112,285**

The x-axis is truncated at the length of Australia's vaccination program. Some countries started later and some countries do not have daily data points so the closest day to AUS's we have data for is used. Israel excluded as it is beyond scale of the graph



Source: Department of Health (Australia), Our World in Data (international)  
Latest data: 28 April

Data as at:  
28 Apr 2021

# Commonwealth aged care doses administered



Aged care and residential  
disability doses administered

**137,985**

First doses

**80,815**

Second doses

Residential aged care  
facilities

**1,590**

Sites visited for first doses

**960**

Sites visited for second doses



**218,800**

(+8,030 last 24 hours)

Total vaccine doses administered in aged  
care and disability facilities as at 28 April

Number of doses administered as part of the Commonwealth aged and disability care rollout

**NSW**  
**69,253**

(+2,578 last  
24 hours)

**VIC**  
**43,121**

(+1,278 last  
24 hours)

**QLD**  
**54,208**

(+2,983 last  
24 hours)

**WA**  
**21,822**

(+662 last  
24 hours)

**TAS**  
**7,291**

(+291 last  
24 hours)

**SA**  
**16,313**

(+189 last  
24 hours)

**ACT**  
**5,479**

(+39 last  
24 hours)

**NT**  
**1,313**

(+10 last  
24 hours)

# Commonwealth primary care doses administered

Data as at:  
28 Apr 2021



Primary Care vaccine administration sites\*

**4,361**  
GP sites

**133**  
GPRC sites

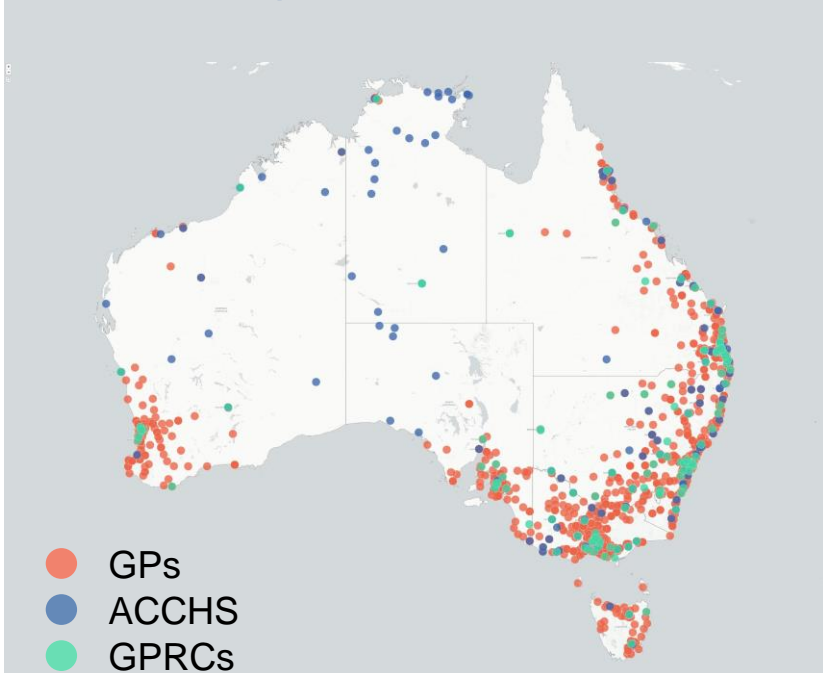
**147**  
ACCHS



**1,117,118** (+59,314 last 24 hours)

Total vaccine doses administered in  
primary care settings as at 28 April

Primary Care vaccine administration sites  
as at week of 26 April



Number of doses administered as part of the Commonwealth primary care rollout

**NSW**  
**358,745**  
(+19,102 last  
24 hours)

**VIC**  
**271,242**  
(+14,933 last  
24 hours)

**QLD**  
**247,991**  
(+11,533 last  
24 hours)

**WA**  
**100,598**  
(+6,299 last  
24 hours)

**TAS**  
**30,133**  
(+1,409 last  
24 hours)

**SA**  
**82,523**  
(+4,485 last  
24 hours)

**ACT**  
**19,364**  
(+1,230 last  
24 hours)

**NT**  
**6,522**  
(+323 last  
24 hours)